



TUSCOLA COUNTY

Committee of the Whole

MEETING AGENDA

Monday, October 24, 2022 – 8:00 AM

H.H. Purdy Building Board Room, 125 W. Lincoln
St., Caro, MI 48723

Public may participate in the meeting electronically:
Join by phone: (US) +1 929-276-1248 PIN:112 203 398#
Join by Hangouts Meeting ID: meet.google.com/mih-jntr-jya

8:00 AM Call to Order - Chairperson Bardwell
Roll Call - Clerk Fetting

Page

County Updates

None

New Business

1. **2023 Budget Department Requests/Presentations**
 - 8:00 a.m. Honorable Amy Grace Gierhart
 - 8:30 a.m. Jerry Johnson, Michigan State University Extension District
10 Director
 - 9:00 a.m. Jodi Fetting, County Clerk
 - 9:30 a.m. Robert Baxter, Undersheriff
 - 10:00 a.m. Amanda Ertman, Health Officer
2. Appointment to Veterans' Committee - Mark D. Zmierski, Tuscola
County Veterans Affairs Director 4
[Appointment to Veterans' Committee](#)
3. County of Tuscola FY23 Clean Sweep Grant
4. Tuscola County 2022 Apportionment Report - Angie Daniels, 5 - 55
Equalization Director
[2022 Tuscola County Apportionment Report](#)
5. Commissioner Per Diem 56 - 62
[16-M-236 \\$45.00 to \\$50.00 Per Diem Action](#)
[18-M-015 AZBA Per Diem \\$50.00](#)

[18-M-104 Consent Agenda Reference D Per Diem Board Per diem Payments 1-1-17](#)

- | | | |
|----|--|---------|
| 6. | Commissioner Mileage Changes - Clayette Zechmeister,
Controller/Administrator
Board Per Diem & Mileage Policy-Revised
Travel-Meal Policy REVISED 121417 | 63 - 68 |
| 7. | Employee Turnover 2019 to September 30, 2022 By Department
Employee Turnover 2019 to September 30, 2022 | 69 |

Old Business

- | | | |
|----|--|---------|
| 1. | Vanderbilt Park Road - Correspondence from Road Commissioner -
Commissioner Young
Vanderbilt Park Meeting 2022-10-12 | 70 - 71 |
|----|--|---------|

Finance/Technology

Committee Leader **Commissioner Young** and Commissioner DuRussel

Primary Finance/Technology

- | | | |
|----|---|---------|
| 1. | 2023 Equipment and Capital Fund Projects Review
2023 Equipment-Capital Request | 72 - 74 |
|----|---|---------|

On-Going and Other Finance

On-Going and Other Technology

Building and Grounds

Committee Leader **Commissioner DuRussel** and Commissioner Grimshaw

Primary Building and Grounds

None

On-Going and Other Building and Grounds

Personnel

Committee Leader **Commissioner Grimshaw** and Commissioner Vaughan

Primary Personnel

None

On-Going and Other Personnel

- | | |
|----|--|
| 1. | September 15, 2022 Board Meeting - Salary amount paid to the
Park Host to be referred to the Personnel Committee. |
|----|--|

Other Business as Necessary

1. New Caro Hospital Site Visit and Walkthrough for Caro Project Stakeholders Group

Public Comment Period

Adjournment



Clayette Zechmeister <zclay@tuscolacounty.org>

September 12th Agenda Item

Jodi Fetting <jfetting@tuscolacounty.org>
To: Clayette Zechmeister <zclay@tuscolacounty.org>

Mon, Aug 22, 2022 at 3:07 PM

Hi,

I would like to have added to the September 12 COW Agenda -

Appointment to Veterans' Committee

This is due to the resignation of Ann Westover and will be to fill a partial term.

Thanks!





Apportionment Report

TUSCOLA COUNTY

October 2022

Tuscola County 2022 Apportionment Report

Table of Contents

Mills Apportioned by the County Board of Commissioners	Page 1
Statement of Taxable Values for Various Taxing Authorities	Page 10
Comparison Charts	Page 15
Ad Valorem Taxes Levied By Government Unit	
Akron Township - <i>Village of Akron</i>	Page 17
Almer Township	Page 18
Arbela Township	Page 19
Columbia Township - <i>Village of Unionville</i>	Page 20
Dayton Township	Page 22
Denmark Township - <i>Village of Reese</i>	Page 23
Elkland Township - <i>Village of Cass City</i>	Page 25
Ellington Township	Page 26
Elmwood Township - <i>Village of Gagetown</i>	Page 27
Fairgrove Township - <i>Village of Akron, Village of Fairgrove</i>	Page 28
Fremont Township - <i>Village of Mayville</i>	Page 30
Gilford Township	Page 31
Indianfields Township	Page 32
Juniata Township	Page 33
Kingston Township - <i>Village of Kingston</i>	Page 35
Koylton Township - <i>Village of Kingston</i>	Page 37
Millington Township - <i>Village of Millington</i>	Page 38
Novesta Township	Page 39
Tuscola Township	Page 40
Vassar Township	Page 41
Watertown Township	Page 42
Wells Township	Page 43
Wisner Township	Page 44
City of Caro	Page 45
City of Vassar	Page 46
Compilation of Overall Estimated Tax Revenue	Page 47

Tuscola County Village Rates

Government Unit	School District & Taxable Status	Gov't Unit (summer)	Gov't Unit (winter)	Total Gov't Unit	Village (summer)	Village (winter)	Total Village	Library (summer)	Library (winter)	Total Library	Authority Name	Authority (summer)	Authority (winter)	Total Authority	County (summer)	County (winter)	Total County	School (summer)	School (winter)	Total School	I.S.D. Name	I.S.D. (summer)	I.S.D. (winter)	Total I.S.D.	SET	Total Annual Levy	Total Summer Levy	Total Winter Levy	
Akron Township	Akron-Fairgrove School District (Non-PRE)	0.0000	5.2224	5.2224				0.0000	0.7916	0.7916	0.0000	0.0000	0.0000	0.0000	3.9141	4.3980	8.3121	0.0000	20.6500	20.6500		0.0000	4.2409	4.2409	6.0000	45.2170	9.9141	35.3029	
	Akron-Fairgrove School District (PRE)	0.0000	5.2224	5.2224				0.0000	0.7916	0.7916	0.0000	0.0000	0.0000	0.0000	3.9141	4.3980	8.3121	0.0000	2.6500	2.6500	Tuscola	0.0000	4.2409	4.2409	6.0000	27.2170	9.9141	17.3029	
	Akron-Fairgrove School District (Com. Personal)	0.0000	5.2224	5.2224				0.0000	0.7916	0.7916	0.0000	0.0000	0.0000	0.0000	3.9141	4.3980	8.3121	0.0000	8.6500	8.6500		0.0000	4.2409	4.2409	6.0000	33.2170	9.9141	23.3029	
	Akron-Fairgrove School District (Ind. Personal)	0.0000	5.2224	5.2224				0.0000	0.7916	0.7916	0.0000	0.0000	0.0000	0.0000	3.9141	4.3980	8.3121	0.0000	2.6500	2.6500		0.0000	4.2409	4.2409	6.0000	21.2170	9.9141	11.3029	
	Unionville-Seelewang School District (Non-PRE)	0.0000	5.2224	5.2224				0.0000	0.0000	0.0000	0.0000	0.0000	0.0000	0.0000	3.9141	4.3980	8.3121	0.0000	23.7200	23.7200		0.0000	4.2409	4.2409	6.0000	47.4954	9.9141	37.5813	
	Unionville-Seelewang School District (PRE)	0.0000	5.2224	5.2224				0.0000	0.0000	0.0000	0.0000	0.0000	0.0000	0.0000	3.9141	4.3980	8.3121	0.0000	5.7200	5.7200	Tuscola	0.0000	4.2409	4.2409	6.0000	29.4954	9.9141	19.5813	
	Unionville-Seelewang School District (Com. Personal)	0.0000	5.2224	5.2224				0.0000	0.0000	0.0000	0.0000	0.0000	0.0000	0.0000	3.9141	4.3980	8.3121	0.0000	11.7200	11.7200		0.0000	4.2409	4.2409	6.0000	35.4954	9.9141	25.5813	
	Unionville-Seelewang School District (Ind. Personal)	0.0000	5.2224	5.2224				0.0000	0.0000	0.0000	0.0000	0.0000	0.0000	0.0000	3.9141	4.3980	8.3121	0.0000	5.7200	5.7200		0.0000	4.2409	4.2409	6.0000	23.4954	9.9141	13.5813	
	New Charter Township	Akron-Fairgrove School District (Non-PRE)	0.0000	3.4364	3.4364				0.0000	0.7916	0.7916	0.0000	0.0000	1.9904	1.9904	3.9141	4.3980	8.3121	0.0000	20.6500	20.6500		0.0000	4.2409	4.2409	6.0000	45.4214	9.9141	35.5073
		Akron-Fairgrove School District (PRE)	0.0000	3.4364	3.4364				0.0000	0.7916	0.7916	0.0000	0.0000	1.9904	1.9904	3.9141	4.3980	8.3121	0.0000	2.6500	2.6500	Tuscola	0.0000	4.2409	4.2409	6.0000	27.4214	9.9141	17.5073
Akron-Fairgrove School District (Com. Personal)		0.0000	3.4364	3.4364				0.0000	0.7916	0.7916	0.0000	0.0000	1.9904	1.9904	3.9141	4.3980	8.3121	0.0000	8.6500	8.6500		0.0000	4.2409	4.2409	6.0000	33.4214	9.9141	23.5073	
Akron-Fairgrove School District (Ind. Personal)		0.0000	3.4364	3.4364				0.0000	0.7916	0.7916	0.0000	0.0000	1.9904	1.9904	3.9141	4.3980	8.3121	0.0000	2.6500	2.6500		0.0000	4.2409	4.2409	6.0000	21.4214	9.9141	11.5073	
Care School District (Non-PRE)		0.0000	3.4364	3.4364				0.0000	1.4882	1.4882	1.4882	0.0000	1.9904	1.9904	3.9141	4.3980	8.3121	0.0000	23.6428	23.6428		0.0000	4.2409	4.2409	6.0000	49.1108	9.9141	39.1967	
Care School District (PRE)		0.0000	3.4364	3.4364				0.0000	1.4882	1.4882	1.4882	0.0000	1.9904	1.9904	3.9141	4.3980	8.3121	0.0000	5.6500	5.6500	Tuscola	0.0000	4.2409	4.2409	6.0000	31.1180	9.9141	21.2039	
Care School District (Com. Personal)		0.0000	3.4364	3.4364				0.0000	1.4882	1.4882	1.4882	0.0000	1.9904	1.9904	3.9141	4.3980	8.3121	0.0000	11.6428	11.6428		0.0000	4.2409	4.2409	6.0000	37.1180	9.9141	27.1967	
Care School District (Ind. Personal)		0.0000	3.4364	3.4364				0.0000	1.4882	1.4882	1.4882	0.0000	1.9904	1.9904	3.9141	4.3980	8.3121	0.0000	5.6500	5.6500		0.0000	4.2409	4.2409	6.0000	25.1180	9.9141	15.2039	
Case City School District (Non-PRE)		0.0000	3.4364	3.4364				0.0000	0.0000	0.0000	0.0000	0.0000	0.0000	1.9904	3.9141	4.3980	8.3121	0.0000	20.8813	20.8813		0.0000	4.2409	4.2409	6.0000	44.8611	9.9141	34.9470	
Case City School District (PRE)		0.0000	3.4364	3.4364				0.0000	0.0000	0.0000	0.0000	0.0000	0.0000	1.9904	3.9141	4.3980	8.3121	0.0000	3.0000	3.0000	Tuscola	0.0000	4.2409	4.2409	6.0000	26.9798	9.9141	17.0657	
Case City School District (Com. Personal)	0.0000	3.4364	3.4364				0.0000	0.0000	0.0000	0.0000	0.0000	0.0000	1.9904	3.9141	4.3980	8.3121	0.0000	8.8813	8.8813		0.0000	4.2409	4.2409	6.0000	32.8611	9.9141	22.9470		
Case City School District (Ind. Personal)	0.0000	3.4364	3.4364				0.0000	0.0000	0.0000	0.0000	0.0000	0.0000	1.9904	3.9141	4.3980	8.3121	0.0000	3.0000	3.0000		0.0000	4.2409	4.2409	6.0000	20.9798	9.9141	11.0657		
Arlene Township	Franklin School District (Non-PRE)	0.0000	3.7652	3.7652				0.0000	0.9498	0.9498	0.0000	0.0000	0.0000	0.0000	3.9141	4.3980	8.3121	0.0000	22.0764	22.0764		0.0000	3.0827	3.0827	6.0000	44.1862	9.9141	34.2721	
	Franklin School District (PRE)	0.0000	3.7652	3.7652				0.0000	0.9498	0.9498	0.0000	0.0000	0.0000	0.0000	3.9141	4.3980	8.3121	0.0000	4.0764	4.0764	Saginaw	0.0000	3.0827	3.0827	6.0000	26.1862	9.9141	16.2721	
	Franklin School District (Com. Personal)	0.0000	3.7652	3.7652				0.0000	0.9498	0.9498	0.0000	0.0000	0.0000	0.0000	3.9141	4.3980	8.3121	0.0000	10.0764	10.0764		0.0000	3.0827	3.0827	6.0000	32.1862	9.9141	22.2721	
	Franklin School District (Ind. Personal)	0.0000	3.7652	3.7652				0.0000	0.9498	0.9498	0.0000	0.0000	0.0000	0.0000	3.9141	4.3980	8.3121	0.0000	4.0764	4.0764		0.0000	3.0827	3.0827	6.0000	20.1862	9.9141	10.2721	
	Millington School District (Non-PRE)	0.0000	3.7652	3.7652				0.0000	0.9498	0.9498	0.0000	0.0000	0.0000	0.0000	3.9141	4.3980	8.3121	0.0000	20.9017	20.9017		0.0000	4.2409	4.2409	6.0000	44.1697	9.9141	34.2556	
	Millington School District (PRE)	0.0000	3.7652	3.7652				0.0000	0.9498	0.9498	0.0000	0.0000	0.0000	0.0000	3.9141	4.3980	8.3121	0.0000	2.9017	2.9017	Tuscola	0.0000	4.2409	4.2409	6.0000	26.1697	9.9141	16.2556	
	Millington School District (Com. Personal)	0.0000	3.7652	3.7652				0.0000	0.9498	0.9498	0.0000	0.0000	0.0000	0.0000	3.9141	4.3980	8.3121	0.0000	8.9017	8.9017		0.0000	4.2409	4.2409	6.0000	32.1697	9.9141	22.2556	
	Millington School District (Ind. Personal)	0.0000	3.7652	3.7652				0.0000	0.9498	0.9498	0.0000	0.0000	0.0000	0.0000	3.9141	4.3980	8.3121	0.0000	2.9017	2.9017		0.0000	4.2409	4.2409	6.0000	20.1697	9.9141	10.2556	
	Vassar School District (Non-PRE)	0.0000	3.7652	3.7652				0.0000	0.9498	0.9498	0.0000	0.0000	0.0000	0.0000	3.9141	4.3980	8.3121	0.0000	20.8312	20.8312		0.0000	4.2409	4.2409	6.0000	44.0992	9.9141	34.1851	
	Vassar School District (PRE)	0.0000	3.7652	3.7652				0.0000	0.9498	0.9498	0.0000	0.0000	0.0000	0.0000	3.9141	4.3980	8.3121	0.0000	3.0000	3.0000	Tuscola	0.0000	4.2409	4.2409	6.0000	26.2880	9.9141	16.3539	
Vassar School District (Com. Personal)	0.0000	3.7652	3.7652				0.0000	0.9498	0.9498	0.0000	0.0000	0.0000	0.0000	3.9141	4.3980	8.3121	0.0000	8.8312	8.8312		0.0000	4.2409	4.2409	6.0000	32.0992	9.9141	22.1851		
Vassar School District (Ind. Personal)	0.0000	3.7652	3.7652				0.0000	0.9498	0.9498	0.0000	0.0000	0.0000	0.0000	3.9141	4.3980	8.3121	0.0000	3.0000	3.0000		0.0000	4.2409	4.2409	6.0000	20.2880	9.9141	10.3539		

Tuscola County Millage Rates

Government Unit School District & Taxable Status	Gov't Unit (summer)	Gov't Unit (winter)	Total Village (summer)	Total Village (winter)	Library (summer)	Library (winter)	Total Library	Authority Name	Authority (summer)	Authority (winter)	Total Authority	County (summer)	County (winter)	Total County	School (summer)	School (winter)	Total School	I.S.D. Name	I.S.D. (summer)	I.S.D. (winter)	Total I.S.D.	SET	Total Annual Levy	Total Summer Levy	Total Winter Levy
Columbia Township																									
Owendale-Gagetown School District (Non-PRE)	0.0000	6.3912	6.3912	6.3912	0.0000	0.0000	0.0000	0.0000	0.0000	0.0000	0.0000	3.9141	4.3980	8.3124	0.0000	20.0500	20.0500	Huron	0.0000	4.8886	4.8886	0.0000	45.6419	9.9141	35.7278
Owendale-Gagetown School District (PRE)	0.0000	6.3912	6.3912	6.3912	0.0000	0.0000	0.0000	0.0000	0.0000	0.0000	0.0000	3.9141	4.3980	8.3124	0.0000	2.0500	2.0500	Huron	0.0000	4.8886	4.8886	0.0000	27.6419	9.9141	17.7278
Owendale-Gagetown School District (Com. Personal)	0.0000	6.3912	6.3912	6.3912	0.0000	0.0000	0.0000	0.0000	0.0000	0.0000	0.0000	3.9141	4.3980	8.3124	0.0000	8.0500	8.0500	Huron	0.0000	4.8886	4.8886	0.0000	33.6419	9.9141	23.7278
Owendale-Gagetown School District (Ind. Personal)	0.0000	6.3912	6.3912	6.3912	0.0000	0.0000	0.0000	0.0000	0.0000	0.0000	0.0000	3.9141	4.3980	8.3124	0.0000	2.0500	2.0500	Huron	0.0000	4.8886	4.8886	0.0000	21.6419	9.9141	17.7278
Akron-Fairgrove School District (Non-PRE)	0.0000	6.3912	6.3912	6.3912	0.0000	0.7916	0.7916	0.0000	0.0000	0.0000	0.0000	3.9141	4.3980	8.3124	0.0000	20.6500	20.6500	Tuscola	0.0000	4.2409	4.2409	0.0000	46.3858	9.9141	36.4717
Akron-Fairgrove School District (PRE)	0.0000	6.3912	6.3912	6.3912	0.0000	0.7916	0.7916	0.0000	0.0000	0.0000	0.0000	3.9141	4.3980	8.3124	0.0000	2.6500	2.6500	Tuscola	0.0000	4.2409	4.2409	0.0000	28.3858	9.9141	18.4717
Akron-Fairgrove School District (Com. Personal)	0.0000	6.3912	6.3912	6.3912	0.0000	0.7916	0.7916	0.0000	0.0000	0.0000	0.0000	3.9141	4.3980	8.3124	0.0000	8.6500	8.6500	Tuscola	0.0000	4.2409	4.2409	0.0000	34.3858	9.9141	24.4717
Akron-Fairgrove School District (Ind. Personal)	0.0000	6.3912	6.3912	6.3912	0.0000	0.7916	0.7916	0.0000	0.0000	0.0000	0.0000	3.9141	4.3980	8.3124	0.0000	2.6500	2.6500	Tuscola	0.0000	4.2409	4.2409	0.0000	22.3858	9.9141	12.4717
Cass School District																									
Cass School District (Non-PRE)	0.0000	6.3912	6.3912	6.3912	0.0000	0.0000	0.0000	0.0000	0.0000	0.0000	0.0000	3.9141	4.3980	8.3124	0.0000	11.6428	11.6428	Tuscola	0.0000	4.2409	4.2409	0.0000	48.5700	9.9141	38.6559
Cass School District (PRE)	0.0000	6.3912	6.3912	6.3912	0.0000	0.0000	0.0000	0.0000	0.0000	0.0000	0.0000	3.9141	4.3980	8.3124	0.0000	5.6500	5.6500	Tuscola	0.0000	4.2409	4.2409	0.0000	30.5942	9.9141	20.6801
Cass School District (Com. Personal)	0.0000	6.3912	6.3912	6.3912	0.0000	0.0000	0.0000	0.0000	0.0000	0.0000	0.0000	3.9141	4.3980	8.3124	0.0000	11.6428	11.6428	Tuscola	0.0000	4.2409	4.2409	0.0000	36.5942	9.9141	26.6793
Cass School District (Ind. Personal)	0.0000	6.3912	6.3912	6.3912	0.0000	0.0000	0.0000	0.0000	0.0000	0.0000	0.0000	3.9141	4.3980	8.3124	0.0000	5.6500	5.6500	Tuscola	0.0000	4.2409	4.2409	0.0000	24.5942	9.9141	14.6801
Cass City School District																									
Cass City School District (Non-PRE)	0.0000	6.3912	6.3912	6.3912	0.0000	0.0000	0.0000	0.0000	0.0000	0.0000	0.0000	3.9141	4.3980	8.3124	0.0000	20.8813	20.8813	Tuscola	0.0000	4.2409	4.2409	0.0000	45.8255	9.9141	35.9114
Cass City School District (PRE)	0.0000	6.3912	6.3912	6.3912	0.0000	0.0000	0.0000	0.0000	0.0000	0.0000	0.0000	3.9141	4.3980	8.3124	0.0000	3.0000	3.0000	Tuscola	0.0000	4.2409	4.2409	0.0000	27.9442	9.9141	18.0301
Cass City School District (Com. Personal)	0.0000	6.3912	6.3912	6.3912	0.0000	0.0000	0.0000	0.0000	0.0000	0.0000	0.0000	3.9141	4.3980	8.3124	0.0000	8.8813	8.8813	Tuscola	0.0000	4.2409	4.2409	0.0000	33.8255	9.9141	23.9114
Cass City School District (Ind. Personal)	0.0000	6.3912	6.3912	6.3912	0.0000	0.0000	0.0000	0.0000	0.0000	0.0000	0.0000	3.9141	4.3980	8.3124	0.0000	3.0000	3.0000	Tuscola	0.0000	4.2409	4.2409	0.0000	21.9442	9.9141	12.0301
Unionville-Selewasing School District																									
Unionville-Selewasing School District (Non-PRE)	0.0000	6.3912	6.3912	6.3912	0.0000	0.0000	0.0000	0.0000	0.0000	0.0000	0.0000	3.9141	4.3980	8.3124	0.0000	23.7200	23.7200	Tuscola	0.0000	4.2409	4.2409	0.0000	48.6642	9.9141	38.7501
Unionville-Selewasing School District (PRE)	0.0000	6.3912	6.3912	6.3912	0.0000	0.0000	0.0000	0.0000	0.0000	0.0000	0.0000	3.9141	4.3980	8.3124	0.0000	5.7200	5.7200	Tuscola	0.0000	4.2409	4.2409	0.0000	30.6642	9.9141	20.7501
Unionville-Selewasing School District (Com. Personal)	0.0000	6.3912	6.3912	6.3912	0.0000	0.0000	0.0000	0.0000	0.0000	0.0000	0.0000	3.9141	4.3980	8.3124	0.0000	11.7200	11.7200	Tuscola	0.0000	4.2409	4.2409	0.0000	36.6642	9.9141	26.7501
Unionville-Selewasing School District (Ind. Personal)	0.0000	6.3912	6.3912	6.3912	0.0000	0.0000	0.0000	0.0000	0.0000	0.0000	0.0000	3.9141	4.3980	8.3124	0.0000	5.7200	5.7200	Tuscola	0.0000	4.2409	4.2409	0.0000	24.6642	9.9141	14.7501
Dayton Township																									
Kingston School District (Non-PRE)	0.0000	3.1431	3.1431	3.1431	0.0000	0.7500	0.7500	0.0000	0.0000	0.0000	0.0000	3.9141	4.3980	8.3124	0.0000	20.0000	20.0000	Tuscola	0.0000	4.2409	4.2409	0.0000	45.4461	9.9141	35.5320
Kingston School District (PRE)	0.0000	3.1431	3.1431	3.1431	0.0000	0.7500	0.7500	0.0000	0.0000	0.0000	0.0000	3.9141	4.3980	8.3124	0.0000	5.0000	5.0000	Tuscola	0.0000	4.2409	4.2409	0.0000	27.4461	9.9141	17.5320
Kingston School District (Com. Personal)	0.0000	3.1431	3.1431	3.1431	0.0000	0.7500	0.7500	0.0000	0.0000	0.0000	0.0000	3.9141	4.3980	8.3124	0.0000	11.0000	11.0000	Tuscola	0.0000	4.2409	4.2409	0.0000	33.4461	9.9141	23.5320
Kingston School District (Ind. Personal)	0.0000	3.1431	3.1431	3.1431	0.0000	0.7500	0.7500	0.0000	0.0000	0.0000	0.0000	3.9141	4.3980	8.3124	0.0000	5.0000	5.0000	Tuscola	0.0000	4.2409	4.2409	0.0000	21.4461	9.9141	17.5320
Mayville School District																									
Mayville School District (Non-PRE)	0.0000	3.1431	3.1431	3.1431	0.0000	0.7500	0.7500	0.0000	0.0000	0.0000	0.0000	3.9141	4.3980	8.3124	0.0000	20.6888	20.6888	Tuscola	0.0000	4.2409	4.2409	0.0000	43.1349	9.9141	33.2208
Mayville School District (PRE)	0.0000	3.1431	3.1431	3.1431	0.0000	0.7500	0.7500	0.0000	0.0000	0.0000	0.0000	3.9141	4.3980	8.3124	0.0000	4.0000	4.0000	Tuscola	0.0000	4.2409	4.2409	0.0000	26.4461	9.9141	16.5320
Mayville School District (Com. Personal)	0.0000	3.1431	3.1431	3.1431	0.0000	0.7500	0.7500	0.0000	0.0000	0.0000	0.0000	3.9141	4.3980	8.3124	0.0000	8.6888	8.6888	Tuscola	0.0000	4.2409	4.2409	0.0000	31.1349	9.9141	21.2208
Mayville School District (Ind. Personal)	0.0000	3.1431	3.1431	3.1431	0.0000	0.7500	0.7500	0.0000	0.0000	0.0000	0.0000	3.9141	4.3980	8.3124	0.0000	4.0000	4.0000	Tuscola	0.0000	4.2409	4.2409	0.0000	20.4461	9.9141	16.5320

Tuscola County Village Rates

Government Unit School District & Taxable Status		Gov't Unit (summer)	Gov't Unit (winter)	Total Gov't Unit	Village (summer)	Village (winter)	Total Village	Library (summer)	Library (winter)	Total Library	Authority Name	Authority (summer)	Authority (winter)	Total Authority	County (summer)	County (winter)	Total County	School (summer)	School (winter)	Total School	I.S.D. Name	I.S.D. (summer)	I.S.D. (winter)	Total I.S.D.	SET	Total Annual Levy	Total Summer Levy	Total Winter Levy		
Junata Township																														
Akron-Fairgrove School District (Non-PRE)		4.4319	4.4319	4.4319																										
Akron-Fairgrove School District (PRE)		0.0000	0.0000	0.0000																										
Akron-Fairgrove School District (Com. Personal)		4.4319	4.4319	4.4319																										
Akron-Fairgrove School District (Ind. Personal)		0.0000	0.0000	0.0000																										
Caro School District (Non-PRE)		4.4319	4.4319	4.4319																										
Caro School District (PRE)		0.0000	0.0000	0.0000																										
Caro School District (Com. Personal)		4.4319	4.4319	4.4319																										
Caro School District (Ind. Personal)		0.0000	0.0000	0.0000																										
Reese School District (Non-PRE)																														
Reese School District (PRE)		4.4319	4.4319	4.4319																										
Reese School District (Com. Personal)		0.0000	0.0000	0.0000																										
Reese School District (Ind. Personal)		4.4319	4.4319	4.4319																										
Vassar School District (Non-PRE)																														
Vassar School District (PRE)		4.4319	4.4319	4.4319																										
Vassar School District (Com. Personal)		0.0000	0.0000	0.0000																										
Vassar School District (Ind. Personal)		4.4319	4.4319	4.4319																										
Kingston Township																														
Mariette School District (Non-PRE)		3.2867	3.2867	3.2867																										
Mariette School District (PRE)		0.0000	0.0000	0.0000																										
Mariette School District (Com. Personal)		3.2867	3.2867	3.2867																										
Mariette School District (Ind. Personal)		0.0000	0.0000	0.0000																										
Cass City School District (Non-PRE)		3.2867	3.2867	3.2867																										
Cass City School District (PRE)		0.0000	0.0000	0.0000																										
Cass City School District (Com. Personal)		3.2867	3.2867	3.2867																										
Cass City School District (Ind. Personal)		0.0000	0.0000	0.0000																										
Kingston School District (Non-PRE)		3.2867	3.2867	3.2867																										
Kingston School District (PRE)		0.0000	0.0000	0.0000																										
Kingston School District (Com. Personal)		3.2867	3.2867	3.2867																										
Kingston School District (Ind. Personal)		0.0000	0.0000	0.0000																										
Koylton Township																														
Mariette School District (Non-PRE)		4.9786	4.9786	4.9786																										
Mariette School District (PRE)		0.0000	0.0000	0.0000																										
Mariette School District (Com. Personal)		4.9786	4.9786	4.9786																										
Mariette School District (Ind. Personal)		0.0000	0.0000	0.0000																										
Kingston School District (Non-PRE)		4.9786	4.9786	4.9786																										
Kingston School District (PRE)		0.0000	0.0000	0.0000																										
Kingston School District (Com. Personal)		4.9786	4.9786	4.9786																										
Kingston School District (Ind. Personal)		0.0000	0.0000	0.0000																										

Tuscola County Millage Rates

Government Unit School District & Taxable Status	Gov't Unit (summer)	Gov't Unit (winter)	Total Gov't Unit	Village (summer)	Village (winter)	Total Village	Library (summer)	Library (winter)	Total Library	Authority Name	Authority (summer)	Authority (winter)	Total Authority	County (summer)	County (winter)	Total County	School (summer)	School (winter)	Total School	I.S.D. Name	I.S.D. (summer)	I.S.D. (winter)	Total I.S.D.	SET	Total Annual Levy	Total Summer Levy	Total Winter Levy
Millington Village (Millington Twp.)																											
Millington School District (Non-PRE)	0.0000	2.1133	2.1133	13.9396	0.0000	13.9396	0.0000	0.9498	0.9498		0.0000	0.0000	0.0000	3.9141	4.3980	8.3121	0.0000	20.9017	20.9017		0.0000	4.2409	4.2409	6.0000	56.4574	23.8537	32.6037
Millington School District (PRE)	0.0000	2.1133	2.1133	13.9396	0.0000	13.9396	0.0000	0.9498	0.9498		0.0000	0.0000	0.0000	3.9141	4.3980	8.3121	0.0000	2.9017	2.9017	Tuscola	0.0000	4.2409	4.2409	6.0000	38.4574	23.8537	14.6037
Millington School District (Com. Personal)	0.0000	2.1133	2.1133	13.9396	0.0000	13.9396	0.0000	0.9498	0.9498		0.0000	0.0000	0.0000	3.9141	4.3980	8.3121	0.0000	8.9017	8.9017		0.0000	4.2409	4.2409	6.0000	44.4574	23.8537	20.6037
Millington School District (Ind. Personal)	0.0000	2.1133	2.1133	13.9396	0.0000	13.9396	0.0000	0.9498	0.9498		0.0000	0.0000	0.0000	3.9141	4.3980	8.3121	0.0000	2.9017	2.9017		0.0000	4.2409	4.2409	6.0000	32.4574	17.8537	14.6037
Reese Village (Denmark Twp.)																											
Reese School District (Non-PRE)	0.0000	3.4518	3.4518	10.5000	0.0000	10.5000	0.0000	0.9965	0.9965		0.0000	0.0000	0.0000	3.9141	4.3980	8.3121	0.0000	21.8000	21.8000		0.0000	4.2409	4.2409	6.0000	55.3013	20.4141	34.8872
Reese School District (PRE)	0.0000	3.4518	3.4518	10.5000	0.0000	10.5000	0.0000	0.9965	0.9965		0.0000	0.0000	0.0000	3.9141	4.3980	8.3121	0.0000	3.8000	3.8000		0.0000	4.2409	4.2409	6.0000	37.3013	20.4141	16.8872
Reese School District (Com. Personal)	0.0000	3.4518	3.4518	10.5000	0.0000	10.5000	0.0000	0.9965	0.9965		0.0000	0.0000	0.0000	3.9141	4.3980	8.3121	0.0000	9.8000	9.8000		0.0000	4.2409	4.2409	6.0000	42.3013	20.4141	22.8872
Reese School District (Ind. Personal)	0.0000	3.4518	3.4518	10.5000	0.0000	10.5000	0.0000	0.9965	0.9965		0.0000	0.0000	0.0000	3.9141	4.3980	8.3121	0.0000	3.8000	3.8000		0.0000	4.2409	4.2409	6.0000	31.3013	14.4141	16.8872
Unionville Village (Columbus Twp.)																											
Unionville-Selewang School District (Non-PRE)	0.0000	6.3912	6.3912	12.9500	0.0000	12.9500	0.0000	0.0000	0.0000		0.0000	0.0000	0.0000	3.9141	4.3980	8.3121	0.0000	23.7200	23.7200		0.0000	4.2409	4.2409	6.0000	61.6142	22.8641	38.7501
Unionville-Selewang School District (PRE)	0.0000	6.3912	6.3912	12.9500	0.0000	12.9500	0.0000	0.0000	0.0000		0.0000	0.0000	0.0000	3.9141	4.3980	8.3121	0.0000	5.7200	5.7200		0.0000	4.2409	4.2409	6.0000	43.6142	22.8641	20.7501
Unionville-Selewang School District (Com. Personal)	0.0000	6.3912	6.3912	12.9500	0.0000	12.9500	0.0000	0.0000	0.0000		0.0000	0.0000	0.0000	3.9141	4.3980	8.3121	0.0000	11.7200	11.7200		0.0000	4.2409	4.2409	6.0000	49.6142	22.8641	26.7501
Unionville-Selewang School District (Ind. Personal)	0.0000	6.3912	6.3912	12.9500	0.0000	12.9500	0.0000	0.0000	0.0000		0.0000	0.0000	0.0000	3.9141	4.3980	8.3121	0.0000	5.7200	5.7200		0.0000	4.2409	4.2409	6.0000	37.6142	16.8641	20.7501

Tuscola County Taxable Values

Government Unit School District & Taxable Status	School	ISD	Total Gov't Unit	Authority/Special Assessment Millage
Akron Township				
Akron-Fairgrove School District [Non-PRE]	\$16,076,443	Tuscola ISD \$76,353,188	All Property \$143,411,598	Fairgrove Library \$76,353,188
Akron-Fairgrove School District [PRE]	\$60,276,745			
Akron-Fairgrove School District [Com. Personal]	\$17,100			
Akron-Fairgrove School District [Ind. Personal]	\$38,329,100			
	\$114,699,388			
Unionville-Sebewaing School District [Non-PRE]	\$18,674,312	Tuscola ISD \$67,058,410		
Unionville-Sebewaing School District [PRE]	\$48,384,098			
Unionville-Sebewaing School District [Com. Personal]	\$341,100			
Unionville-Sebewaing School District [Ind. Personal]	\$13,032,600			
	\$80,432,110			
Almer Charter Township				
Akron-Fairgrove School District [Non-PRE]	\$517,124	Tuscola ISD \$9,464,762	All Property \$68,414,462	Caro Transit Authority \$68,414,462
Akron-Fairgrove School District [PRE]	\$8,947,638			Fairgrove Library \$9,464,762
Akron-Fairgrove School District [Com. Personal]	\$0			
Akron-Fairgrove School District [Ind. Personal]	\$0			
	\$9,464,762			
Caro School District [Non-PRE]	\$12,344,398	Tuscola ISD \$57,701,561		Caro Library \$57,701,561
Caro School District [PRE]	\$45,357,163			
Caro School District [Com. Personal]	\$575,700			
Caro School District [Ind. Personal]	\$0			
	\$58,277,261			
Cass City School District [Non-PRE]	\$29,683	Tuscola ISD \$1,248,139		
Cass City School District [PRE]	\$1,218,456			
Cass City School District [Com. Personal]	\$0			
Cass City School District [Ind. Personal]	\$0			
	\$1,248,139			
Arbela Township				
Frankenmuth School District [Non-PRE]	\$5,200	Tuscola ISD \$340,362	All Property \$78,940,874	Millington Arbela Library \$78,940,874
Frankenmuth School District [PRE]	\$335,162			Police Millage \$74,648,574
Frankenmuth School District [Com. Personal]	\$0			
Frankenmuth School District [Ind. Personal]	\$0			
	\$340,362			
Millington School District [Non-PRE]	\$11,611,642	Tuscola ISD \$78,309,564		
Millington School District [PRE]	\$66,697,922			
Millington School District [Com. Personal]	\$127,500			
Millington School District [Ind. Personal]	\$0			
	\$78,437,064			
Vassar School District [Non-PRE]	\$14,200	Tuscola ISD \$290,948		
Vassar School District [PRE]	\$276,748			
Vassar School District [Com. Personal]	\$0			
Vassar School District [Ind. Personal]	\$0			
	\$290,948			
Columbia Township				
Owendale-Gagetown School District [Non-PRE]	\$261,013	Tuscola ISD \$5,911,538	All Property \$168,957,879	
Owendale-Gagetown School District [PRE]	\$5,650,525			
Owendale-Gagetown School District [Com. Personal]	\$0			
Owendale-Gagetown School District [Ind. Personal]	\$4,825,500			
	\$10,737,038			
Akron-Fairgrove School District [Non-PRE]	\$240,900	Tuscola ISD \$5,233,501		Fairgrove Library \$5,233,501
Akron-Fairgrove School District [PRE]	\$4,992,601			
Akron-Fairgrove School District [Com. Personal]	\$0			
Akron-Fairgrove School District [Ind. Personal]	\$3,599,500			
	\$8,833,001			
Caro School District [Non-PRE]	\$37,400	Tuscola ISD \$2,753,158		
Caro School District [PRE]	\$2,715,758			
Caro School District [Com. Personal]	\$0			
Caro School District [Ind. Personal]	\$2,412,700			
	\$5,165,858			
Cass City School District [Non-PRE]	\$1,379,990	Tuscola ISD \$30,462,476		
Cass City School District [PRE]	\$29,082,486			
Cass City School District [Com. Personal]	\$0			
Cass City School District [Ind. Personal]	\$22,710,200			
	\$53,172,676			
Unionville-Sebewaing School District [Non-PRE]	\$13,524,442	Tuscola ISD \$124,597,206		
Unionville-Sebewaing School District [PRE]	\$111,072,764			
Unionville-Sebewaing School District [Com. Personal]	\$29,300			
Unionville-Sebewaing School District [Ind. Personal]	\$68,885,000			
	\$193,511,506			
Dayton Township				
Kingston School District [Non-PRE]	\$6,994,273	Tuscola ISD \$20,513,191	All Property \$60,983,662	Mayville Library \$60,983,662
Kingston School District [PRE]	\$13,518,918			
Kingston School District [Com. Personal]	\$0			
Kingston School District [Ind. Personal]	\$0			
	\$20,513,191			
Mayville School District [Non-PRE]	\$11,368,652	Tuscola ISD \$40,470,471		
Mayville School District [PRE]	\$29,101,819			
Mayville School District [Com. Personal]	\$56,400			
Mayville School District [Ind. Personal]	\$0			
	\$40,526,871			

Tuscola County Taxable Values

Denmark Township							
Frankenmuth School District [Non-PRE]	\$130,502	Tuscola ISD	\$875,607	All Property	\$114,762,524	Reese District Library	\$114,762,524
Frankenmuth School District [PRE]	\$745,105					VAAS	\$98,964,924
Frankenmuth School District [Com. Personal]	\$0					Fire	\$67,985,191
Frankenmuth School District [Ind. Personal]	\$0					Fire Equipment	\$67,985,191
	\$875,607						
Reese School District [Non-PRE]	\$23,964,079	Tuscola ISD	\$92,867,527				
Reese School District [PRE]	\$68,903,448						
Reese School District [Com. Personal]	\$521,000						
Reese School District [Ind. Personal]	\$24,800						
	\$93,413,327						
Vassar School District [Non-PRE]	\$2,627,846	Tuscola ISD	\$21,019,390				
Vassar School District [PRE]	\$18,391,544						
Vassar School District [Com. Personal]	\$0						
Vassar School District [Ind. Personal]	\$60,800						
	\$21,080,190						
Elkland Township							
Owendale-Gagetown School District [Non-PRE]	\$1,256,511	Huron ISD	\$4,563,466	All Property**	\$96,039,371	Rawson Library**	\$96,039,371
Owendale-Gagetown School District [PRE]	\$3,306,955						
Owendale-Gagetown School District [Com. Personal]	\$0						
Owendale-Gagetown School District [Ind. Personal]	\$0						
	\$4,563,466						
Cass City School District [Non-PRE]**	\$27,568,097	Tuscola ISD	\$91,475,905				
Cass City School District [PRE]**	\$63,907,808						
Cass City School District [Com. Personal]	\$2,007,800						
Cass City School District [Ind. Personal]**	\$178,300						
	\$93,662,005						
Ellington Township							
Caro School District [Non-PRE]	\$6,478,364	Tuscola ISD	\$37,195,589	All Property	\$44,697,947	Caro District Library	\$37,195,589
Caro School District [PRE]	\$30,717,225						
Caro School District [Com. Personal]	\$96,600						
Caro School District [Ind. Personal]	\$0						
	\$37,292,189						
Cass City School District [Non-PRE]	\$1,073,903	Tuscola ISD	\$7,502,358				
Cass City School District [PRE]	\$6,428,455						
Cass City School District [Com. Personal]	\$0						
Cass City School District [Ind. Personal]	\$0						
	\$7,502,358						
Elmwood Township							
Owendale-Gagetown School District [Non-PRE]	\$2,920,092	Huron ISD	\$17,938,877	All Property	\$44,875,125	Rawson Library	\$44,875,125
Owendale-Gagetown School District [PRE]	\$15,018,785						
Owendale-Gagetown School District [Com. Personal]	\$226,700						
Owendale-Gagetown School District [Ind. Personal]	\$0						
	\$18,165,577						
Cass City School District [Non-PRE]	\$2,481,168	Tuscola ISD	\$26,936,248				
Cass City School District [PRE]	\$24,455,080						
Cass City School District [Com. Personal]	\$0						
Cass City School District [Ind. Personal]	\$0						
	\$26,936,248						
Fairgrove Township							
Akron-Fairgrove School District [Non-PRE]	\$27,072,859	Tuscola ISD	\$151,203,135	All Property	\$152,029,448	Fairgrove Library	\$151,203,135
Akron-Fairgrove School District [PRE]	\$124,130,276						
Akron-Fairgrove School District [Com. Personal]	\$455,900						
Akron-Fairgrove School District [Ind. Personal]	\$72,895,500						
	\$224,554,535						
Caro School District [Non-PRE]	\$24,446	Tuscola ISD	\$551,547				
Caro School District [PRE]	\$527,101						
Caro School District [Com. Personal]	\$0						
Caro School District [Ind. Personal]	\$0						
	\$551,547						
Reese School District [Non-PRE]	\$64,700	Tuscola ISD	\$274,766				
Reese School District [PRE]	\$210,066						
Reese School District [Com. Personal]	\$0						
Reese School District [Ind. Personal]	\$0						
	\$274,766						
Fremont Township							
Caro School District [Non-PRE]	\$6,000	Tuscola ISD	\$122,604	All Property	\$85,963,939	Mayville Library	\$85,963,939
Caro School District [PRE]	\$116,604						
Caro School District [Com. Personal]	\$0						
Caro School District [Ind. Personal]	\$0						
	\$122,604						
Mayville School District [Non-PRE]	\$22,164,979	Tuscola ISD	\$85,841,335				
Mayville School District [PRE]	\$63,676,356						
Mayville School District [Com. Personal]	\$763,400						
Mayville School District [Ind. Personal]	\$0						
	\$86,604,735						

Tuscola County Taxable Values

Gilford Township						
Akron-Fairgrove School District [Non-PRE]	\$9,792,701	Tuscola ISD	\$71,576,064	All Property	\$131,814,668	Fairgrove Library \$71,576,064
Akron-Fairgrove School District [PRE]	\$61,783,363					
Akron-Fairgrove School District [Com. Personal]	\$0					
Akron-Fairgrove School District [Ind. Personal]	\$40,806,000					
	\$112,382,064					
Reese School District [Non-PRE]	\$8,753,539	Tuscola ISD	\$60,238,604			Reese Library \$60,238,604
Reese School District [PRE]	\$51,485,065					
Reese School District [Com. Personal]	\$0					
Reese School District [Ind. Personal]	\$27,096,400					
	\$87,335,004					
Indianfields Township						
Caro School District [Non-PRE]	\$20,239,527	Tuscola ISD	\$67,796,578	All Property	\$67,796,578	Caro Transit Authority \$67,796,578
Caro School District [PRE]	\$47,557,051					Caro District Library \$67,796,578
Caro School District [Com. Personal]	\$891,500					
Caro School District [Ind. Personal]	\$56,500					
	\$68,744,578					
Juniata Township						
Akron-Fairgrove School District [Non-PRE]	\$1,892,454	Tuscola ISD	\$6,743,731	All Property	\$90,662,132	Bullard Sanford Library \$63,381,128
Akron-Fairgrove School District [PRE]	\$4,851,277					
Akron-Fairgrove School District [Com. Personal]	\$0					
Akron-Fairgrove School District [Ind. Personal]	\$1,812,100					
	\$8,555,831					
Caro School District [Non-PRE]	\$3,434,166	Tuscola ISD	\$27,281,004			Caro District Library \$27,281,004
Caro School District [PRE]	\$23,846,838					
Caro School District [Com. Personal]	\$42,600					
Caro School District [Ind. Personal]	\$5,388,300					
	\$32,711,904					
Reese School District [Non-PRE]	\$293,833	Tuscola ISD	\$3,424,916			
Reese School District [PRE]	\$3,131,283					
Reese School District [Com. Personal]	\$0					
Reese School District [Ind. Personal]	\$1,796,100					
	\$5,221,016					
Vassar School District [Non-PRE]	\$6,109,862	Tuscola ISD	\$53,212,481			
Vassar School District [PRE]	\$47,102,619					
Vassar School District [Com. Personal]	\$84,200					
Vassar School District [Ind. Personal]	\$25,020,700					
	\$78,317,381					
Kingston Township						
Marlette School District [Non-PRE]	\$31,262	Sanilac ISD	\$557,459	All Property	\$43,707,559	Fire Millage \$36,366,386
Marlette School District [PRE]	\$526,197					
Marlette School District [Com. Personal]	\$0					
Marlette School District [Ind. Personal]	\$0					
	\$557,459					
Cass City School District [Non-PRE]	\$1,886,666	Tuscola ISD	\$9,277,204			
Cass City School District [PRE]	\$7,390,538					
Cass City School District [Com. Personal]	\$0					
Cass City School District [Ind. Personal]	\$0					
	\$9,277,204					
Kingston School District [Non-PRE]	\$8,591,032	Tuscola ISD	\$33,872,896			
Kingston School District [PRE]	\$25,281,864					
Kingston School District [Com. Personal]	\$255,050					
Kingston School District [Ind. Personal]	\$0					
	\$34,127,946					
Koylton Township						
Marlette School District [Non-PRE]	\$3,068,033	Sanilac ISD	\$20,122,945	All Property	\$53,110,250	
Marlette School District [PRE]	\$17,054,912					
Marlette School District [Com. Personal]	\$285,700					
Marlette School District [Ind. Personal]	\$0					
	\$20,408,645					
Kingston School District [Non-PRE]	\$10,397,486	Tuscola ISD	\$32,987,305			
Kingston School District [PRE]	\$22,589,819					
Kingston School District [Com. Personal]	\$91,500					
Kingston School District [Ind. Personal]	\$0					
	\$33,078,805					

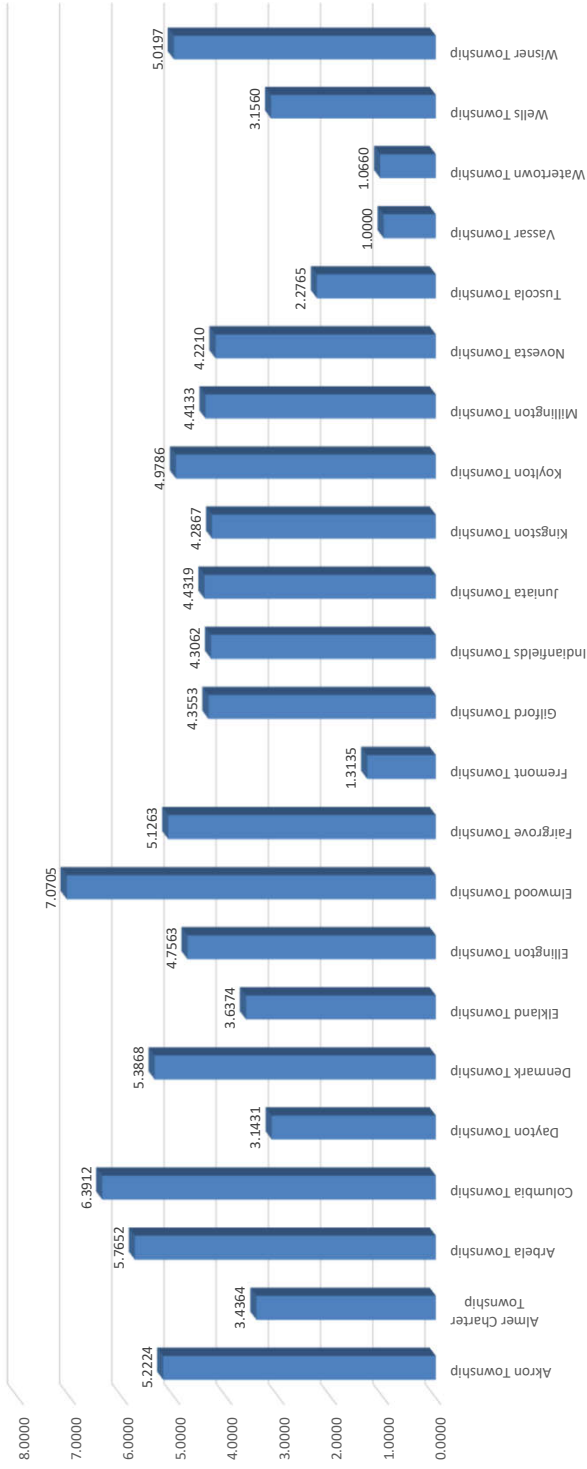
Tuscola County Taxable Values

Millington Township							
Millington School District [Non-PRE]	\$25,990,940	Tuscola ISD	\$126,742,565	All Property	\$126,742,565	Millington Arbela Library	\$126,742,565
Millington School District [PRE]	\$100,751,625						
Millington School District [Com. Personal]	\$1,071,900						
Millington School District [Ind. Personal]	\$788,000					Police Millage	\$102,443,641
	\$128,602,465						
Novesta Township							
Cass City School District [Non-PRE]	\$7,726,726	Tuscola ISD	\$43,236,671	All Property	\$43,236,671	Rawson Library	\$43,236,671
Cass City School District [PRE]	\$35,509,945						
Cass City School District [Com. Personal]	\$150,200						
Cass City School District [Ind. Personal]	\$0						
	\$43,386,871						
Tuscola Township							
Frankenmuth School District [Non-PRE]	\$12,754,643	Saginaw ISD	\$30,088,315	All Property	\$91,052,901	Fire	\$75,723,801
Frankenmuth School District [PRE]	\$17,333,672					Bullard Sanford Library	\$91,052,901
Frankenmuth School District [Com. Personal]	\$0						
Frankenmuth School District [Ind. Personal]	\$0						
	\$30,088,315						
Millington School District [Non-PRE]	\$26,850	Tuscola ISD	\$696,159				
Millington School District [PRE]	\$669,309						
Millington School District [Com. Personal]	\$0						
Millington School District [Ind. Personal]	\$0						
	\$696,159						
Vassar School District [Non-PRE]	\$10,085,222	Tuscola ISD	\$60,268,427				
Vassar School District [PRE]	\$50,183,205						
Vassar School District [Com. Personal]	\$808,400						
Vassar School District [Ind. Personal]	\$528,500						
	\$61,605,327						
Vassar Township							
Mayville School District [Non-PRE]	\$228,629	Tuscola ISD	\$288,776	All Property	\$101,170,564	Bullard Sanford Library	\$101,170,564
Mayville School District [PRE]	\$60,147						
Mayville School District [Com. Personal]	\$0						
Mayville School District [Ind. Personal]	\$0						
	\$288,776						
Millington School District [Non-PRE]	\$4,158,572	Tuscola ISD	\$12,354,364				
Millington School District [PRE]	\$8,195,792						
Millington School District [Com. Personal]	\$0						
Millington School District [Ind. Personal]	\$0						
	\$12,354,364						
Vassar School District [Non-PRE]	\$23,297,493	Tuscola ISD	\$88,527,424				
Vassar School District [PRE]	\$65,229,931						
Vassar School District [Com. Personal]	\$564,350						
Vassar School District [Ind. Personal]	\$48,400						
	\$89,140,174						
Watertown Township							
Mayville School District [Non-PRE]	\$8,001,796	Tuscola ISD	\$38,524,421	All Property	\$62,132,587		
Mayville School District [PRE]	\$30,522,625						
Mayville School District [Com. Personal]	\$46,200						
Mayville School District [Ind. Personal]	\$65,120						
	\$38,635,741						
Millington School District [Non-PRE]	\$5,281,090	Tuscola ISD	\$23,608,166				
Millington School District [PRE]	\$18,327,076						
Millington School District [Com. Personal]	\$0						
Millington School District [Ind. Personal]	\$261,050						
	\$23,869,216						
Wells Township							
Caro School District [Non-PRE]	\$5,192,108	Tuscola ISD	\$24,347,998	All Property	\$50,535,925	Caro District Library	\$24,347,998
Caro School District [PRE]	\$19,155,890						
Caro School District [Com. Personal]	\$0						
Caro School District [Ind. Personal]	\$1,162,800						
	\$25,510,798						
Cass City School District [Non-PRE]	\$968,301	Tuscola ISD	\$3,190,247				
Cass City School District [PRE]	\$2,221,946						
Cass City School District [Com. Personal]	\$0						
Cass City School District [Ind. Personal]	\$0						
	\$3,190,247						
Kingston School District [Non-PRE]	\$5,799,746	Tuscola ISD	\$22,997,680				
Kingston School District [PRE]	\$17,197,934						
Kingston School District [Com. Personal]	\$143,200						
Kingston School District [Ind. Personal]	\$3,700						
	\$23,144,580						

Tuscola County Taxable Values

Wisner Township						
Akron-Fairgrove School District [Non-PRE]	\$2,981,264	Tuscola ISD	\$15,649,091	All Property	\$29,529,162	Fairgrove Library \$15,649,091
Akron-Fairgrove School District [PRE]	\$12,667,827					
Akron-Fairgrove School District [Com. Personal]	\$63,300					
Akron-Fairgrove School District [Ind. Personal]	\$731,800					
	\$16,444,191					
Unionville-Sebewaing School District [Non-PRE]	\$1,909,279	Tuscola ISD	\$13,880,071			
Unionville-Sebewaing School District [PRE]	\$11,970,792					
Unionville-Sebewaing School District [Com. Personal]	\$10,200					
Unionville-Sebewaing School District [Ind. Personal]	\$0					
	\$13,890,271					
City of Caro						
Caro School District [Non-PRE]	\$51,226,704	Tuscola ISD	\$93,723,075	All Property	\$93,723,075	Caro District Library \$93,723,075
Caro School District [PRE]	\$42,496,371					Caro Transit Authority \$93,723,075
Caro School District [Com. Personal]	\$2,953,902					
Caro School District [Ind. Personal]	\$915,859					
	\$97,592,836					
City of Vassar						
Vassar School District [Non-PRE]	\$17,377,460	Tuscola ISD	\$47,595,203	All Property	\$47,839,942	Bullard Sanford Library \$47,839,942
Vassar School District [PRE]	\$30,217,743					
Vassar School District [Com. Personal]	\$1,929,800					
Vassar School District [Ind. Personal]	\$17,000					
	\$49,542,003					
Village of Akron - Akron Twp.	\$4,395,789					
Village of Akron - Fairgrove Twp.	\$2,571,749					
Village of Cass City**	\$51,515,357					
Village of Fairgrove	\$7,584,716					
Village of Gagetown	\$3,934,970					
Village of Kingston - Kingston Twp.	\$5,166,169	real only	\$4,586,991			
Village of Kingston - Koylton Twp.	\$1,393,327	real only	\$1,151,127			
Village of Mayville	\$17,136,315	real only	\$16,063,915			
Village of Millington	\$20,255,724	real only	\$18,207,824			
Village of Reese/Fire Apparatus Special	\$32,294,133	real only	\$30,979,733			
Village of Unionville	\$9,476,738					

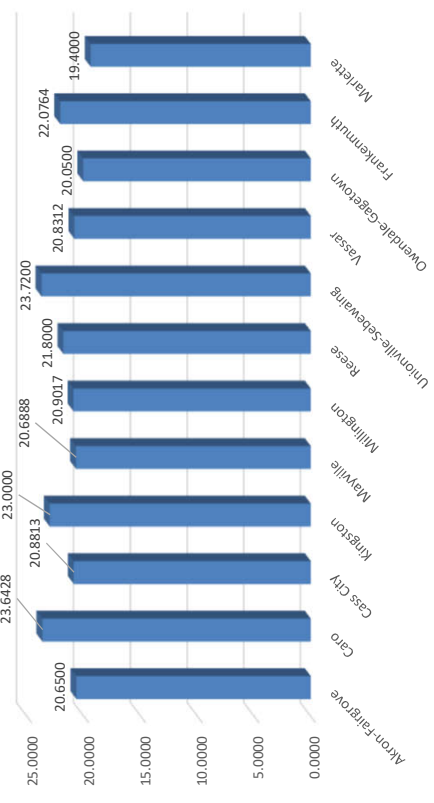
Township Total Millage Rate Comparison



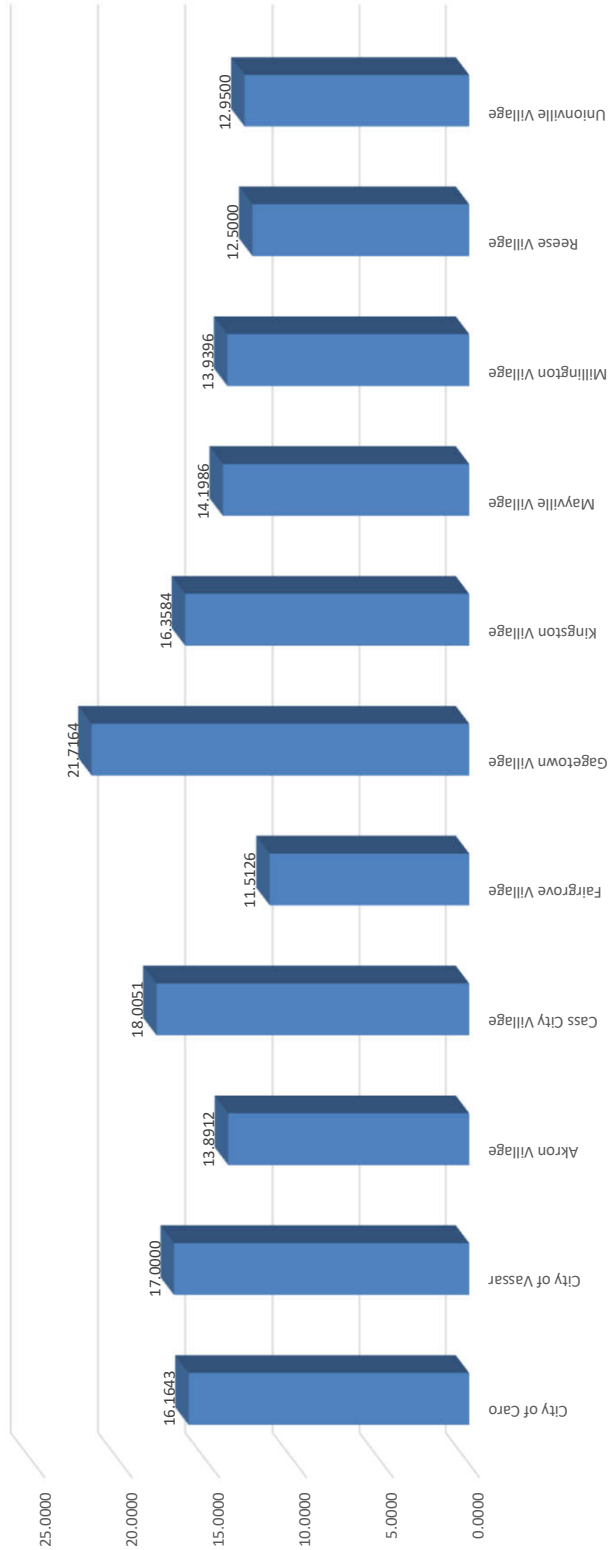
Library & Authority Total Millage Rate Comparison



School District Non-Homestead Millage Rate Comparison



City & Village Total Millage Rate Comparison



Akron Township (001)

2022 Ad Valorem Taxes

Taxing Entity	Name	Purpose of Tax	Amount of Tax Mills	2022 Taxable Valuation	Estimate of Tax Dollars	Total Tax Mills	Total Est. Tax Dollars		
County	Tuscola	Operating	3.9141	\$143,411,598	\$561,327	8.3121	\$1,131,819		
		Bridge/Streets	0.4807		\$68,938				
		Senior Citizens	0.3200		\$45,892				
		Medical Care	0.2500		\$35,853				
		Road Patrol	1.3300		\$190,737				
		Roads/Streets	0.9657		\$138,493				
		Mosquito	0.6316		\$90,579				
		Recycling	0.1500						
		Veterans	0.1700						
MSU Extension	0.1000								
Township	Akron	Operating	1.4038	\$143,411,598	\$201,321	5.2224	\$748,953		
		Emergency Svcs.	0.9994		\$143,326				
		Blacktop	1.8730		\$268,610				
		Roads	0.9462		\$135,696				
Village	Akron	Operating	10.8880	\$4,395,789	\$47,861	13.8912	\$61,063		
		Hydrants	2.0032		\$8,806				
		Streets	1.0000		\$4,396				
School District	Akron-Fairgrove	Total Non-PRE	20.6500	\$16,076,443	\$331,979		\$593,432		
		Total PRE	2.6500					\$60,276,745	\$159,733
		Total Com Personal	8.6500					\$17,100	\$148
		Total Ind Personal	2.6500					\$38,329,100	\$101,572
		TOTAL COMBINED						\$114,699,388	
School District	Unionville-Sebewaing	Total Non-PRE	23.7200	\$18,674,312	\$442,955		\$798,256		
		Total PRE	5.7200					\$48,384,098	\$276,757
		Total Com Personal	11.7200					\$341,100	\$3,998
		Total Ind Personal	5.7200					\$13,032,600	\$74,546
		TOTAL COMBINED						\$80,432,110	
Interm. School	Tuscola ISD	Operating	0.1411	\$143,411,598	\$20,235	4.2409	\$608,194		
		Extra Voted	4.0998		\$587,959				
State Education	Michigan	State Education Tax	6.0000	\$92,049,898			\$552,299		
Library	Fairgrove	Operating & Ex Voted	0.7916	\$76,353,188			\$60,441		

Totals for Taxable Status by School District	Summer	Winter	Total
Akron-Fairgrove School District [Non-PRE]	9.9141	35.3029	45.2170
Akron-Fairgrove School District [PRE]	9.9141	17.3029	27.2170
Akron-Fairgrove School District [Com. Personal]	9.9141	23.3029	33.2170
Akron-Fairgrove School District [Ind. Personal]	3.9141	17.3029	21.2170
Unionville-Sebewaing School District [Non-PRE]	9.9141	37.5813	47.4954
Unionville-Sebewaing School District [PRE]	9.9141	19.5813	29.4954
Unionville-Sebewaing School District [Com. Personal]	9.9141	25.5813	35.4954
Unionville-Sebewaing School District [Ind. Personal]	3.9141	19.5813	23.4954

Akron Village Properties Only

Akron-Fairgrove School District [Non-PRE]	23.8053	35.3029	59.1082
Akron-Fairgrove School District [PRE]	23.8053	17.3029	41.1082
Akron-Fairgrove School District [Com. Personal]	23.8053	23.3029	47.1082
Akron-Fairgrove School District [Ind. Personal]	17.8053	17.3029	35.1082

Almer Township (002)

2022 Ad Valorem Taxes

Taxing Entity	Name	Purpose of Tax	Amount of Tax Mills	2022 Taxable Valuation	Estimate of Tax Dollars	Total Tax Mills	Total Est. Tax Dollars
County	Tuscola	Operating	3.9141	\$68,414,462	\$267,781	8.3121	\$568,668
		Bridge/Streets	0.4807		\$32,887		
		Senior Citizens	0.3200		\$21,893		
		Medical Care	0.2500		\$17,104		
		Road Patrol	1.3300		\$90,991		
		Roads/Streets	0.9657		\$66,068		
		Mosquito	0.6316		\$43,211		
		Recycling	0.1500		\$10,262		
		Veterans	0.1700		\$11,630		
MSU Extension	0.1000	\$6,841					
Township	Almer	Operating	1.4472	\$68,414,462	\$99,009	3.4364	\$235,099
		Roads	0.9946		\$68,045		
		Roads	0.9946		\$68,045		
Township Special Assessments	Almer				0.0000	\$0	
School District	Akron-Fairgrove	Total Non-PRE	20.6500	\$517,124	\$10,679		\$34,390
		Total PRE	2.6500	\$8,947,638	\$23,711		
		Total Com Personal	8.6500	\$0	\$0		
		Total Ind Personal	2.6500	\$0	\$0		
		TOTAL COMBINED		\$9,464,762			
School District	Caro	Total Non-PRE	23.6428	\$12,344,398	\$291,856		\$554,827
		Total PRE	5.6500	\$45,357,163	\$256,268		
		Total Com Personal	11.6428	\$575,700	\$6,703		
		Total Ind Personal	5.6500	\$0	\$0		
		TOTAL COMBINED		\$58,277,261			
School District	Cass City	Total Non-PRE	20.8813	\$29,683	\$620		\$4,275
		Total PRE	3.0000	\$1,218,456	\$3,655		
		Total Com Personal	8.8813	\$0	\$0		
		Total Ind Personal	3.0000	\$0	\$0		
		TOTAL COMBINED		\$1,248,139			
Interm. School	Tuscola ISD	Operating	0.1411	\$68,414,462	\$9,653	4.2409	\$290,139
		Extra Voted	4.0998		\$280,486		
State Education	Michigan	State Education Tax	6.0000	\$68,414,462			\$410,487
Library	Fairgrove	Operating & Ex Voted	0.7916	\$9,464,762			\$7,492
Library	Caro District	Operating & Ex Voted	1.4882	\$57,701,561			\$85,871
Authority	Caro Transit	Operating & Ex Voted	1.9904	\$68,414,462			\$136,172

Totals for Taxable Status by School District	Summer	Winter	Total
Akron-Fairgrove School District [Non-PRE]	9.9141	35.5073	45.4214
Akron-Fairgrove School District [PRE]	9.9141	17.5073	27.4214
Akron-Fairgrove School District [Com. Personal]	9.9141	23.5073	33.4214
Akron-Fairgrove School District [Ind. Personal]	3.9141	17.5073	21.4214
Caro School District [Non-PRE]	9.9141	39.1967	49.1108
Caro School District [PRE]	9.9141	21.2039	31.1180
Caro School District [Com. Personal]	9.9141	27.1967	37.1108
Caro School District [Ind. Personal]	3.9141	21.2039	25.1180
Cass City School District [Non-PRE]	9.9141	34.9470	44.8611
Cass City School District [PRE]	9.9141	17.0657	26.9798
Cass City School District [Com. Personal]	9.9141	22.9470	32.8611
Cass City School District [Ind. Personal]	3.9141	17.0657	20.9798

Arbela Township (003)

2022 Ad Valorem Taxes

Taxing Entity	Name	Purpose of Tax	Amount of Tax Mills	2022 Taxable Valuation	Estimate of Tax Dollars	Total Tax Mills	Total Est. Tax Dollars
County	Tuscola	Operating	3.9141	\$78,940,874	\$308,982	8.3121	\$656,164
		Bridge/Streets	0.4807		\$37,947		
		Senior Citizens	0.3200		\$25,261		
		Medical Care	0.2500		\$19,735		
		Road Patrol	1.3300		\$104,991		
		Roads/Streets	0.9657		\$76,233		
		Mosquito	0.6316		\$49,859		
		Recycling	0.1500		\$11,841		
		Veterans	0.1700		\$13,420		
MSU Extension	0.1000	\$7,894					
Township	Arbela	Operating	1.3440	\$78,940,874	\$106,097	3.7652	\$297,228
		Roads	0.9685		\$76,454		
		Roads	0.9685		\$76,454		
		Fire Equipment	0.4842		\$38,223		
Township Special Assessments	Arbela	Police	2.0000	\$74,648,574	\$149,297	2.0000	\$149,297
School District	Frankenmuth	Total Non-PRE	22.0764	\$5,200	\$115		\$1,481
		Total PRE	4.0764	\$335,162	\$1,366		
		Total Com Personal	10.0764	\$0	\$0		
		Total Ind Personal	4.0764	\$0	\$0		
		TOTAL COMBINED		\$340,362			
School District	Millington	Total Non-PRE	20.9017	\$11,611,642	\$242,703		\$437,375
		Total PRE	2.9017	\$66,697,922	\$193,537		
		Total Com Personal	8.9017	\$127,500	\$1,135		
		Total Ind Personal	2.9017	\$0	\$0		
		TOTAL COMBINED		\$78,437,064			
School District	Vassar	Total Non-PRE	20.8312	\$14,200	\$296		\$1,126
		Total PRE	3.0000	\$276,748	\$830		
		Total Com Personal	8.8312	\$0	\$0		
		Total Ind Personal	3.0000	\$0	\$0		
		TOTAL COMBINED		\$290,948			
Interm. School	Saginaw	Operating	0.1452	\$340,362	\$49	3.0827	\$1,049
		Extra Voted	2.9375		\$1,000		
Interm. School	Tuscola	Operating	0.1411	\$78,600,512	\$11,091	4.2409	\$333,337
		Extra Voted	4.0998		\$322,246		
State Education	Michigan	State Education Tax	6.0000	\$78,940,874			\$473,645
Library	Millington-Arbela	Operating & Ex Voted	0.9498	\$78,940,874			\$74,978

Totals for Taxable Status by School District	Summer	Winter	Total
Frankenmuth School District [Non-PRE]	9.9141	34.2721	44.1862
Frankenmuth School District [PRE]	9.9141	16.2721	26.1862
Frankenmuth School District [Com. Personal]	9.9141	22.2721	32.1862
Frankenmuth School District [Ind. Personal]	3.9141	16.2721	20.1862
Millington School District [Non-PRE]	9.9141	34.2556	44.1697
Millington School District [PRE]	9.9141	16.2556	26.1697
Millington School District [Com. Personal]	9.9141	22.2556	32.1697
Millington School District [Ind. Personal]	3.9141	16.2556	20.1697
Vassar School District [Non-PRE]	9.9141	34.1851	44.0992
Vassar School District [PRE]	9.9141	16.3539	26.2680
Vassar School District [Com. Personal]	9.9141	22.1851	32.0992
Vassar School District [Ind. Personal]	3.9141	16.3539	20.2680

Columbia Township (004)

2022 Ad Valorem Taxes

Taxing Entity	Name	Purpose of Tax	Amount of Tax Mills	2022 Taxable Valuation	Estimate of Tax Dollars	Total Tax Mills	Total Est. Tax Dollars
County	Tuscola	Operating	3.9141	\$168,957,879	\$661,318	8.3121	\$1,404,395
		Bridge/Streets	0.4807		\$81,218		
		Senior Citizens	0.3200		\$54,067		
		Medical Care	0.2500		\$42,239		
		Road Patrol	1.3300		\$224,714		
		Roads/Streets	0.9657		\$163,163		
		Mosquito	0.6316		\$106,714		
		Recycling	0.1500		\$25,344		
		Veterans	0.1700		\$28,723		
MSU Extension	0.1000		\$16,896				
Township	Columbia	Operating	1.4106	\$168,957,879	\$238,332	6.3912	\$1,079,844
		Roads	1.4927		\$252,203		
		Emergency Svcs.	0.9952		\$168,147		
		Roads	1.4927		\$252,203		
		Library	1.0000		\$168,958		
Township Special Assessments	Columbia				0.0000	\$0	
Village	Unionville	Operating	10.9500	\$9,476,738	\$103,770	12.9500	\$122,724
		Streets/Sidewalks	2.0000		\$18,953		
School District	Owendale-Gagetown	Total Non-PRE	20.0500	\$261,013	\$5,233		\$26,709
		Total PRE	2.0500	\$5,650,525	\$11,584		
		Total Com Personal	8.0500	\$0	\$0		
		Total Ind Personal	2.0500	\$4,825,500	\$9,892		
		TOTAL COMBINED		\$10,737,038			
School District	Akron-Fairgrove	Total Non-PRE	20.6500	\$240,900	\$4,975		\$27,744
		Total PRE	2.6500	\$4,992,601	\$13,230		
		Total Com Personal	8.6500	\$0	\$0		
		Total Ind Personal	2.6500	\$3,599,500	\$9,539		
		TOTAL COMBINED		\$8,833,001			
School District	Caro	Total Non-PRE	23.6428	\$37,400	\$884		\$29,860
		Total PRE	5.6500	\$2,715,758	\$15,344		
		Total Com Personal	11.6428	\$0	\$0		
		Total Ind Personal	5.6500	\$2,412,700	\$13,632		
		TOTAL COMBINED		\$5,165,858			
School District	Cass City	Total Non-PRE	20.8813	\$1,379,990	\$28,816		\$184,194
		Total PRE	3.0000	\$29,082,486	\$87,247		
		Total Com Personal	8.8813	\$0	\$0		
		Total Ind Personal	3.0000	\$22,710,200	\$68,131		
		TOTAL COMBINED		\$53,172,676			
School District	Unionville-Sebewaing	Total Non-PRE	23.7200	\$13,524,442	\$320,800		\$1,350,502
		Total PRE	5.7200	\$111,072,764	\$635,336		
		Total Com Personal	11.7200	\$29,300	\$343		
		Total Ind Personal	5.7200	\$68,885,000	\$394,022		
		TOTAL COMBINED		\$193,511,506			
Interm. School	Huron ISD	Operating	0.1169	\$5,911,538	\$691	4.8886	\$28,899
		Extra Voted	4.7717		\$28,208		
Interm. School	Tuscola ISD	Operating	0.1411	\$163,046,341	\$23,006	4.2409	\$691,463
		Extra Voted	4.0998		\$668,457		
State Education	Michigan	State Education Tax	6.0000	\$66,524,979			\$399,150
Library	Fairgrove	Operating & Extra Voted	0.7916	\$5,233,501			\$4,143

Columbia Township (004)

2022 Ad Valorem Taxes

Totals for Taxable Status by School District	Summer	Winter	Total
Owendale-Gagetown School District [Non-PRE]	9.9141	35.7278	45.6419
Owendale-Gagetown School District [PRE]	9.9141	17.7278	27.6419
Owendale-Gagetown School District [Com. Personal]	9.9141	23.7278	33.6419
Owendale-Gagetown School District [Ind. Personal]	3.9141	17.7278	21.6419
Akron-Fairgrove School District [Non-PRE]	9.9141	36.4717	46.3858
Akron-Fairgrove School District [PRE]	9.9141	18.4717	28.3858
Akron-Fairgrove School District [Com. Personal]	9.9141	24.4717	34.3858
Akron-Fairgrove School District [Ind. Personal]	3.9141	18.4717	22.3858
Caro School District [Non-PRE]	9.9141	38.6729	48.5870
Caro School District [PRE]	9.9141	20.6801	30.5942
Caro School District [Com. Personal]	9.9141	26.6729	36.5870
Caro School District [Ind. Personal]	3.9141	20.6801	24.5942
Cass City School District [Non-PRE]	9.9141	35.9114	45.8255
Cass City School District [PRE]	9.9141	18.0301	27.9442
Cass City School District [Com. Personal]	9.9141	23.9114	33.8255
Cass City School District [Ind. Personal]	3.9141	18.0301	21.9442
Unionville-Sebewaing School District [Non-PRE]	9.9141	38.7501	48.6642
Unionville-Sebewaing School District [PRE]	9.9141	20.7501	30.6642
Unionville-Sebewaing School District [Com. Personal]	9.9141	26.7501	36.6642
Unionville-Sebewaing School District [Ind. Personal]	3.9141	20.7501	24.6642
Unionville Village Properties Only			
Unionville-Sebewaing School District [Non-PRE]	22.8641	38.7501	61.6142
Unionville-Sebewaing School District [PRE]	22.8641	20.7501	43.6142
Unionville-Sebewaing School District [Com. Personal]	22.8641	26.7501	49.6142
Unionville-Sebewaing School District [Ind. Personal]	16.8641	20.7501	37.6142

Dayton Township (005)

2022 Ad Valorem Taxes

Taxing Entity	Name	Purpose of Tax	Amount of Tax Mills	2022 Taxable Valuation	Estimate of Tax Dollars	Total Tax Mills	Total Est. Tax Dollars
County	Tuscola	Operating	3.9141	\$60,983,662	\$238,696	8.3121	\$506,902
		Bridge/Streets	0.4807		\$29,315		
		Senior Citizens	0.3200		\$19,515		
		Medical Care	0.2500		\$15,246		
		Road Patrol	1.3300		\$81,108		
		Roads/Streets	0.9657		\$58,892		
		Mosquito	0.6316		\$38,517		
		Recycling	0.1500		\$9,148		
		Veterans	0.1700		\$10,367		
MSU Extension	0.1000	\$6,098					
Township	Dayton	Operating	1.2073	\$60,983,662	\$73,626	3.1431	\$191,678
		Roads	0.9679		\$59,026		
		Roads	0.9679		\$59,026		
Township Special Assessments	Dayton				0.0000	\$0	
School District	Kingston	Total Non-PRE	23.0000	\$6,994,273	\$160,868		\$228,463
		Total PRE	5.0000	\$13,518,918	\$67,595		
		Total Com Personal	11.0000	\$0	\$0		
		Total Ind Personal	5.0000	\$0	\$0		
		TOTAL COMBINED		\$20,513,191			
School District	Mayville	Total Non-PRE	20.6888	\$11,368,652	\$235,204		\$352,101
		Total PRE	4.0000	\$29,101,819	\$116,407		
		Total Com Personal	8.6888	\$56,400	\$490		
		Total Ind Personal	4.0000	\$0	\$0		
		TOTAL COMBINED		\$40,526,871			
Interm. School	Tuscola ISD	Operating	0.1411	\$60,983,662	\$8,605	4.2409	\$258,626
		Extra Voted	4.0998		\$250,021		
State Education	Michigan	State Education Tax	6.0000	\$60,983,662			\$365,902
Library	Mayville	Operating & Ex Voted	0.7500	\$60,983,662			\$45,738

Totals for Taxable Status by School District	Summer	Winter	Total
Kingston School District [Non-PRE]	9.9141	35.5320	45.4461
Kingston School District [PRE]	9.9141	17.5320	27.4461
Kingston School District [Com. Personal]	9.9141	23.5320	33.4461
Kingston School District [Ind. Personal]	3.9141	17.5320	21.4461
Mayville School District [Non-PRE]	9.9141	33.2208	43.1349
Mayville School District [PRE]	9.9141	16.5320	26.4461
Mayville School District [Com. Personal]	9.9141	21.2208	31.1349
Mayville School District [Ind. Personal]	3.9141	16.5320	20.4461

Denmark Township (006)

2022 Ad Valorem Taxes

Taxing Entity	Name	Purpose of Tax	Amount of Tax Mills	2022 Taxable Valuation	Estimate of Tax Dollars	Total Tax Mills	Total Est. Tax Dollars
County	Tuscola	Operating	3.9141	\$114,762,524	\$449,192	8.3121	\$953,918
		Bridge/Streets	0.4807		\$55,166		
		Senior Citizens	0.3200		\$36,724		
		Medical Care	0.2500		\$28,691		
		Road Patrol	1.3300		\$152,634		
		Roads/Streets	0.9657		\$110,826		
		Mosquito	0.6316		\$72,484		
		Recycling	0.1500		\$17,214		
		Veterans	0.1700		\$19,510		
MSU Extension	0.1000		\$11,476				
Township	Denmark	Operating	1.4518	\$114,762,524	\$166,612	3.4518	\$396,137
		Roads	1.0000		\$114,763		
		Roads	1.0000		\$114,763		
Township Special Assessments	Denmark	Fire	1.0000	\$98,964,924	\$98,965	1.9350	\$177,032
		VAAS	0.3100	\$114,762,524	\$35,576		
		Fire Equipment	0.6250	\$67,985,191	\$42,491		
Village	Reese	Operating	10.5000	\$32,294,133	\$339,088	10.5000	\$339,088
Village Special Assessments	Reese	Fire Apparatus	1.5000	\$30,979,733	\$46,470	2.0000	\$62,617
		Sidewalks	0.5000	\$32,294,133	\$16,147		
School District	Frankenmuth	Total Non-PRE	22.0764	\$130,502	\$2,881		\$5,918
		Total PRE	4.0764	\$745,105	\$3,037		
		Total Com Personal	10.0764	\$0	\$0		
		Total Ind Personal	4.0764	\$0	\$0		
		TOTAL COMBINED		\$875,607			
School District	Reese	Total Non-PRE	21.8000	\$23,964,079	\$522,417		\$789,450
		Total PRE	3.8000	\$68,903,448	\$261,833		
		Total Com Personal	9.8000	\$521,000	\$5,106		
		Total Ind Personal	3.8000	\$24,800	\$94		
		TOTAL COMBINED		\$93,413,327			
School District	Vassar	Total Non-PRE	20.8312	\$2,627,846	\$54,741		\$110,098
		Total PRE	3.0000	\$18,391,544	\$55,175		
		Total Com Personal	8.8312	\$0	\$0		
		Total Ind Personal	3.0000	\$60,800	\$182		
		TOTAL COMBINED		\$21,080,190			
Interm. School	Saginaw ISD	Operating	0.1452	\$875,607	\$127	3.0827	\$2,699
		Extra Voted	2.9375		\$2,572		
Interm. School	Tuscola ISD	Operating	0.1411	\$113,886,917	\$16,069	4.2409	\$482,983
		Extra Voted	4.0998		\$466,914		
State Education	Michigan	State Education Tax	6.0000	\$114,676,924			\$688,062
Library	Reese District	Operating & Ex Voted	0.9965	\$114,762,524			\$114,361

Totals for Taxable Status by School District	Summer	Winter	Total
Frankenmuth School District [Non-PRE]	9.9141	34.0054	43.9195
Frankenmuth School District [PRE]	9.9141	16.0054	25.9195
Frankenmuth School District [Com. Personal]	9.9141	22.0054	31.9195
Frankenmuth School District [Ind. Personal]	3.9141	16.0054	19.9195
Reese School District [Non-PRE]	9.9141	34.8872	44.8013
Reese School District [PRE]	9.9141	16.8872	26.8013
Reese School District [Com. Personal]	9.9141	22.8872	32.8013
Reese School District [Ind. Personal]	3.9141	16.8872	20.8013

Reese Village Properties Only

Reese School District [Non-PRE]	20.4141	34.8872	55.3013
Reese School District [PRE]	20.4141	16.8872	37.3013
Reese School District [Com. Personal]	20.4141	22.8872	43.3013
Reese School District [Ind. Personal]	14.4141	16.8872	31.3013

Elkland Township (007)

2022 Ad Valorem Taxes

Taxing Entity	Name	Purpose of Tax	Amount of Tax Mills	2022 Taxable Valuation	Estimate of Tax Dollars	Total Tax Mills	Total Est. Tax Dollars
County	Tuscola	Operating	3.9141	\$96,039,371	\$375,908	8.3121	\$798,289
		Bridge/Streets	0.4807		\$46,166		
		Senior Citizens	0.3200		\$30,733		
		Medical Care	0.2500		\$24,010		
		Road Patrol	1.3300		\$127,732		
		Roads/Streets	0.9657		\$92,745		
		Mosquito	0.6316		\$60,658		
		Recycling	0.1500		\$14,406		
		Veterans	0.1700		\$16,327		
	MSU Extension	0.1000		\$9,604			
Township	Elkland	Operating	1.6380	\$96,039,371	\$157,312	3.6374	\$349,334
		Fire/Ambulance	0.9997		\$96,011		
		Roads	0.9997		\$96,011		
Township Special Assessments	Elkland					0.0000	\$0
Village	Cass City	Operating	12.4089	\$51,515,357	\$639,249	18.0051	\$927,539
		Streets	4.9162		\$253,260		
		Landfill	*				
		Promotions	0.6800		\$35,030		
School District	Owendale-Gagetown	Total Non-PRE	20.0500	\$1,256,511	\$25,193		\$31,972
		Total PRE	2.0500	\$3,306,955	\$6,779		
		Total Com Personal	8.0500	\$0	\$0		
		Total Ind Personal	2.0500	\$0	\$0		
		TOTAL COMBINED		\$4,563,466			
School District	Cass City	Total Non-PRE	20.8813	\$27,568,097	\$575,658		\$785,748
		Total PRE	3.0000	\$63,907,808	\$191,723		
		Total Com Personal	8.8813	\$2,007,800	\$17,832		
		Total Ind Personal	3.0000	\$178,300	\$535		
		TOTAL COMBINED		\$93,662,005			
Interm. School	Huron ISD	Operating	0.1169	\$4,563,466	\$533	4.8886	\$22,309
		Extra Voted	4.7717		\$21,775		
Interm. School	Tuscola ISD	Operating	0.1411	\$91,475,905	\$12,907	4.2409	\$387,940
		Extra Voted	4.0998		\$375,033		
State Education	Michigan	State Education Tax	6.0000	\$95,861,071			\$575,166
Library	Rawson	Operating & Ex Voted	1.0936	\$96,039,371			\$105,029

Totals for Taxable Status by School District	Summer	Winter	Total
Owendale-Gagetown School District [Non-PRE]	9.9141	34.0676	43.9817
Owendale-Gagetown School District [PRE]	9.9141	16.0676	25.9817
Owendale-Gagetown School District [Com. Personal]	9.9141	22.0676	31.9817
Owendale-Gagetown School District [Ind. Personal]	3.9141	16.0676	19.9817
Cass City School District [Non-PRE]	9.9141	34.2512	44.1653
Cass City School District [PRE]	9.9141	16.3699	26.2840
Cass City School District [Com. Personal]	9.9141	22.2512	32.1653
Cass City School District [Ind. Personal]	3.9141	16.3699	20.2840

Cass City Village Properties Only

Cass City School District [Non-PRE]	27.9192	34.2512	62.1704
Cass City School District [PRE]	27.9192	16.3699	44.2891
Cass City School District [Com. Personal]	27.9192	22.2512	50.1704
Cass City School District [Ind. Personal]	21.9192	16.3699	38.2891

Ellington Township (008)

2022 Ad Valorem Taxes

Taxing Entity	Name	Purpose of Tax	Amount of Tax Mills	2022 Taxable Valuation	Estimate of Tax Dollars	Total Tax Mills	Total Est. Tax Dollars
County	Tuscola	Operating	3.9141	\$44,697,947	\$174,952	8.3121	\$371,534
		Bridge/Streets	0.4807		\$21,486		
		Senior Citizens	0.3200		\$14,303		
		Medical Care	0.2500		\$11,174		
		Road Patrol	1.3300		\$59,448		
		Roads/Streets	0.9657		\$43,165		
		Mosquito	0.6316		\$28,231		
		Recycling	0.1500		\$6,705		
		Veterans	0.1700		\$7,599		
		MSU Extension	0.1000		\$4,470		
Township	Ellington	Operating	1.2881	\$44,697,947	\$57,575	4.7563	\$212,597
		Roads	2.9682		\$132,672		
		Fire	0.5000		\$22,349		
Township Special Assessments	Ellington					0.0000	\$0
School District	Caro	Total Non-PRE	23.6428	\$6,478,364	\$153,167		\$327,844
		Total PRE	5.6500	\$30,717,225	\$173,552		
		Total Com Personal	11.6428	\$96,600	\$1,125		
		Total Ind Personal	5.6500	\$0	\$0		
		TOTAL COMBINED		\$37,292,189			
School District	Cass City	Total Non-PRE	20.8813	\$1,073,903	\$22,424		\$41,710
		Total PRE	3.0000	\$6,428,455	\$19,285		
		Total Com Personal	8.8813	\$0	\$0		
		Total Ind Personal	3.0000	\$0	\$0		
		TOTAL COMBINED		\$7,502,358			
Interm. School	Tuscola ISD	Operating	0.1411	\$44,697,947	\$6,307	4.2409	\$189,560
		Extra Voted	4.0998		\$183,253		
State Education	Michigan	State Education Tax	6.0000	\$44,697,947			\$268,188
Library	Caro District	Operating & Ex Voted	1.4882	\$37,195,589			\$55,354

Totals for Taxable Status by School District	Summer	Winter	Total
	9.9141	38.5262	48.4403
Caro School District [Non-PRE]	9.9141	20.5334	30.4475
Caro School District [PRE]	9.9141	26.5262	36.4403
Caro School District [Com. Personal]	3.9141	20.5334	24.4475
Caro School District [Ind. Personal]			
Cass City School District [Non-PRE]	9.9141	34.2765	44.1906
Cass City School District [PRE]	9.9141	16.3952	26.3093
Cass City School District [Com. Personal]	9.9141	22.2765	32.1906
Cass City School District [Ind. Personal]	3.9141	16.3952	20.3093

Elmwood Township (009)

2022 Ad Valorem Taxes

Taxing Entity	Name	Purpose of Tax	Amount of Tax Mills	2022 Taxable Valuation	Estimate of Tax Dollars	Total Tax Mills	Total Est. Tax Dollars		
County	Tuscola	Operating	3.9141	\$44,875,125	\$175,646	8.3121	\$373,007		
		Bridge/Streets	0.4807		\$21,571				
		Senior Citizens	0.3200		\$14,360				
		Medical Care	0.2500		\$11,219				
		Road Patrol	1.3300		\$59,684				
		Roads/Streets	0.9657		\$43,336				
		Mosquito	0.6316		\$28,343				
		Recycling	0.1500		\$6,731				
		Veterans	0.1700		\$7,629				
MSU Extension	0.1000	\$4,488							
Township	Elmwood	Operating	1.5322	\$44,875,125	\$68,758	7.0705	\$317,290		
		Roads	1.4953		\$67,102				
		Fire	1.2461		\$55,919				
		Roads	0.9969		\$44,736				
		Fire Equip.	1.8000		\$80,775				
Township Special Assessments	Elmwood				0.0000	\$0			
Village	Gagetown	Operating	12.2639	\$3,934,970	\$48,258	21.7164	\$85,453		
		Streets	2.4525		\$9,651				
		DPW	3.5000		\$13,772				
		Law Enforcement	3.5000		\$13,772				
School District	Owendale-Gagetown	Total Non-PRE	20.0500	\$2,920,092	\$58,548		\$91,161		
		Total PRE	2.0500					\$15,018,785	\$30,789
		Total Com Personal	8.0500					\$226,700	\$1,825
		Total Ind Personal	2.0500					\$0	\$0
		TOTAL COMBINED						\$18,165,577	
School District	Cass City	Total Non-PRE	20.8813	\$2,481,168	\$51,810		\$125,175		
		Total PRE	3.0000					\$24,455,080	\$73,365
		Total Com Personal	8.8813					\$0	\$0
		Total Ind Personal	3.0000					\$0	\$0
		TOTAL COMBINED						\$26,936,248	
Interm. School	Huron ISD	Operating	0.1169	\$17,938,877	\$2,097	4.8886	\$87,696		
		Extra Voted	4.7717					\$85,599	
Interm. School	Tuscola ISD	Operating	0.1411	\$26,936,248	\$3,801	4.2409	\$114,234		
		Extra Voted	4.0998					\$110,433	
State Education	Michigan	State Education Tax	6.0000	\$44,875,125			\$269,251		
Library	Rawson	Operating & Ex Voted	1.0936	\$44,875,125			\$49,075		

Totals for Taxable Status by School District	Summer	Winter	Total
Owendale-Gagetown School District [Non-PRE]	9.9141	37.5007	47.4148
Owendale-Gagetown School District [PRE]	9.9141	19.5007	29.4148
Owendale-Gagetown School District [Com. Personal]	9.9141	25.5007	35.4148
Owendale-Gagetown School District [Ind. Personal]	3.9141	19.5007	23.4148
Cass City School District [Non-PRE]	9.9141	37.6843	47.5984
Cass City School District [PRE]	9.9141	19.8030	29.7171
Cass City School District [Com. Personal]	9.9141	25.6843	35.5984
Cass City School District [Ind. Personal]	3.9141	19.8030	23.7171

Gagetown Village Properties Only

Owendale-Gagetown School District [Non-PRE]	31.6305	37.5007	69.1312
Owendale-Gagetown School District [PRE]	31.6305	19.5007	51.1312
Owendale-Gagetown School District [Com. Personal]	31.6305	25.5007	57.1312
Owendale-Gagetown School District [Ind. Personal]	25.6305	19.5007	45.1312

Fairgrove Township (010)

2022 Ad Valorem Taxes

Taxing Entity	Name	Purpose of Tax	Amount of Tax Mills	2022 Taxable Valuation	Estimate of Tax Dollars	Total Tax Mills	Total Est. Tax Dollars
County	Tuscola	Operating	3.9141	\$152,029,448	\$595,058	8.3121	\$1,263,684
		Bridge/Streets	0.4807		\$73,081		
		Senior Citizens	0.3200		\$48,649		
		Medical Care	0.2500		\$38,007		
		Road Patrol	1.3300		\$202,199		
		Roads/Streets	0.9657		\$146,815		
		Mosquito	0.6316		\$96,022		
		Recycling	0.1500		\$22,804		
		Veterans	0.1700		\$25,845		
MSU Extension	0.1000	\$15,203					
Township	Fairgrove	Operating	1.4360	\$152,029,448	\$218,314	5.1263	\$779,349
		Roads	1.6903		\$256,975		
		Services	2.0000		\$304,059		
Township Special Assessments	Fairgrove				0.0000	\$0	
Village	Akron	Operating	10.8880	\$2,571,749	\$28,001	13.8912	\$35,725
		Hydrants	2.0032		\$5,152		
		Streets	1.0000		\$2,572		
Village	Fairgrove	Operating	10.3662	\$7,584,716	\$78,625	14.5126	\$110,074
		Streets	4.1464		\$31,449		
School District	Akron-Fairgrove	Total Non-PRE	20.6500	\$27,072,859	\$559,055		\$1,085,116
		Total PRE	2.6500	\$124,130,276	\$328,945		
		Total Com Personal	8.6500	\$455,900	\$3,944		
		Total Ind Personal	2.6500	\$72,895,500	\$193,173		
		TOTAL COMBINED		\$224,554,535			
School District	Caro	Total Non-PRE	23.6428	\$24,446	\$578		\$3,556
		Total PRE	5.6500	\$527,101	\$2,978		
		Total Com Personal	11.6428	\$0	\$0		
		Total Ind Personal	5.6500	\$0	\$0		
		TOTAL COMBINED		\$551,547			
School District	Reese	Total Non-PRE	21.8000	\$64,700	\$1,410		\$2,209
		Total PRE	3.8000	\$210,066	\$798		
		Total Com Personal	9.8000	\$0	\$0		
		Total Ind Personal	3.8000	\$0	\$0		
		TOTAL COMBINED		\$274,766			
Interm. School	Tuscola ISD	Operating	0.1411	\$152,029,448	\$21,451	4.2409	\$644,742
		Extra Voted	4.0998		\$623,290		
State Education	Michigan	State Education Tax	6.0000	\$79,133,948			\$474,804
Library	Fairgrove	Operating & Ex Voted	0.7916	\$151,203,135			\$119,692

Totals for Taxable Status by School District	Summer	Winter	Total
Akron-Fairgrove School District [Non-PRE]	9.9141	35.2068	45.1209
Akron-Fairgrove School District [PRE]	9.9141	17.2068	27.1209
Akron-Fairgrove School District [Com. Personal]	9.9141	23.2068	33.1209
Akron-Fairgrove School District [Ind. Personal]	3.9141	17.2068	21.1209
Caro School District [Non-PRE]	9.9141	37.4080	47.3221
Caro School District [PRE]	9.9141	19.4152	29.3293
Caro School District [Com. Personal]	9.9141	25.4080	35.3221
Caro School District [Ind. Personal]	3.9141	19.4152	23.3293
Reese School District [Non-PRE]	9.9141	35.5652	45.4793
Reese School District [PRE]	9.9141	17.5652	27.4793
Reese School District [Com. Personal]	9.9141	23.5652	33.4793
Reese School District [Ind. Personal]	3.9141	17.5652	21.4793

Fairgrove Village Properties Only

Akron-Fairgrove School District [Non-PRE]	24.4267	35.2068	59.6335
Akron-Fairgrove School District [PRE]	24.4267	17.2068	41.6335
Akron-Fairgrove School District [Com. Personal]	24.4267	23.2068	47.6335
Akron-Fairgrove School District [Ind. Personal]	18.4267	17.2068	35.6335

Fremont Township (011)

2022 Ad Valorem Taxes

Taxing Entity	Name	Purpose of Tax	Amount of Tax Mills	2022 Taxable Valuation	Estimate of Tax Dollars	Total Tax Mills	Total Est. Tax Dollars	
County	Tuscola	Operating	3.9141	\$85,963,939	\$336,471	8.3121	\$714,541	
		Bridge/Streets	0.4807		\$41,323			
		Senior Citizens	0.3200		\$27,508			
		Medical Care	0.2500		\$21,491			
		Road Patrol	1.3300		\$114,332			
		Roads/Streets	0.9657		\$83,015			
		Mosquito	0.6316		\$54,295			
		Recycling	0.1500		\$12,895			
		Veterans	0.1700		\$14,614			
		MSU Extension	0.1000		\$8,596			
Township	Fremont	Operating	1.3135	\$85,963,939	\$112,914	1.3135	\$112,914	
Township Special Assessments	Fremont					0.0000	\$0	
Village	Mayville	Operating	10.1259	\$17,136,315	\$173,521	14.1986	\$241,244	
		Streets	2.1450		\$36,757			
		Street Repair	1.9277	\$16,063,915	\$30,966			
School District	Caro	Total Non-PRE	23.6428	\$6,000	\$142		\$801	
		Total PRE	5.6500	\$116,604	\$659			
		Total Com Personal	11.6428		\$0	\$0		
		Total Ind Personal	5.6500		\$0	\$0		
		TOTAL COMBINED		\$122,604				
School District	Mayville	Total Non-PRE	20.6888	\$22,164,979	\$458,567		\$719,905	
		Total PRE	4.0000	\$63,676,356	\$254,705			
		Total Com Personal	8.6888	\$763,400	\$6,633			
		Total Ind Personal	4.0000		\$0	\$0		
		TOTAL COMBINED		\$86,604,735				
Interm. School	Tuscola ISD	Operating	0.1411	\$85,963,939	\$12,130	4.2409	\$364,564	
		Extra Voted	4.0998		\$352,435			
State Education	Michigan	State Education Tax	6.0000	\$85,963,939			\$515,784	
Library	Mayville	Operating & Ex Voted	0.7500	\$85,963,939			\$64,473	

Totals for Taxable Status by School District	Summer	Winter	Total
Caro School District [Non-PRE]	9.9141	34.3452	44.2593
Caro School District [PRE]	9.9141	16.3524	26.2665
Caro School District [Com. Personal]	9.9141	22.3452	32.2593
Caro School District [Ind. Personal]	3.9141	16.3524	20.2665
Mayville School District [Non-PRE]	9.9141	31.3912	41.3053
Mayville School District [PRE]	9.9141	14.7024	24.6165
Mayville School District [Com. Personal]	9.9141	19.3912	29.3053
Mayville School District [Ind. Personal]	3.9141	14.7024	18.6165

Mayville Village Properties Only

Mayville School District [Non-PRE]	24.1127	31.3912	55.5039
Mayville School District [PRE]	24.1127	14.7024	38.8151
Mayville School District [Com. Personal]	24.1127	19.3912	43.5039
Mayville School District [Ind. Personal]	18.1127	14.7024	32.8151

Gilford Township (012)

2022 Ad Valorem Taxes

Taxing Entity	Name	Purpose of Tax	Amount of Tax Mills	2022 Taxable Valuation	Estimate of Tax Dollars	Total Tax Mills	Total Est. Tax Dollars
County	Tuscola	Operating	3.9141	\$131,814,668	\$515,936	8.3121	\$1,095,657
		Bridge/Streets	0.4807		\$63,363		
		Senior Citizens	0.3200		\$42,181		
		Medical Care	0.2500		\$32,954		
		Road Patrol	1.3300		\$175,314		
		Roads/Streets	0.9657		\$127,293		
		Mosquito	0.6316		\$83,254		
		Recycling	0.1500		\$19,772		
		Veterans	0.1700		\$22,408		
MSU Extension	0.1000	\$13,181					
Township	Gilford	Operating	1.3553	\$131,814,668	\$178,648	4.3553	\$574,092
		Fire Protection	1.0000		\$131,815		
		Roads	2.0000		\$263,629		
Township Special Assessments	Gilford				0.0000	\$0	
School District	Akron-Fairgrove	Total Non-PRE	20.6500	\$9,792,701	\$202,219		\$474,081
		Total PRE	2.6500	\$61,783,363	\$163,726		
		Total Com Personal	8.6500	\$0	\$0		
		Total Ind Personal	2.6500	\$40,806,000	\$108,136		
		TOTAL COMBINED		\$112,382,064			
School District	Reese	Total Non-PRE	21.8000	\$8,753,539	\$190,827		\$489,437
		Total PRE	3.8000	\$51,485,065	\$195,643		
		Total Com Personal	9.8000	\$0	\$0		
		Total Ind Personal	3.8000	\$27,096,400	\$102,966		
		TOTAL COMBINED		\$87,335,004			
Interm. School	Tuscola ISD	Operating	0.1411	\$131,814,668	\$18,599	4.2409	\$559,013
		Extra Voted	4.0998		\$540,414		
State Education	Michigan	State Education Tax	6.0000	\$63,912,268			\$383,474
Library	Fairgrove	Operating & Ex Voted	0.7916	\$71,576,064			\$56,660
Library	Reese	Operating & Ex Voted	0.9965	\$60,238,604			\$60,028

Totals for Taxable Status by School District	Summer	Winter	Total
Akron-Fairgrove School District [Non-PRE]	9.9141	34.4358	44.3499
Akron-Fairgrove School District [PRE]	9.9141	16.4358	26.3499
Akron-Fairgrove School District [Com. Personal]	9.9141	22.4358	32.3499
Akron-Fairgrove School District [Ind. Personal]	3.9141	16.4358	20.3499
Reese School District [Non-PRE]	9.9141	35.7907	45.7048
Reese School District [PRE]	9.9141	17.7907	27.7048
Reese School District [Com. Personal]	9.9141	23.7907	33.7048
Reese School District [Ind. Personal]	3.9141	17.7907	21.7048

Indianfields Township (013)

2022 Ad Valorem Taxes

Taxing Entity	Name	Purpose of Tax	Amount of Tax Mills	2022 Taxable Valuation	Estimate of Tax Dollars	Total Tax Mills	Total Est. Tax Dollars
County	Tuscola	Operating	3.9141	\$67,796,578	\$265,363	8.3121	\$563,532
		Bridge/Streets	0.4807		\$32,590		
		Senior Citizens	0.3200		\$21,695		
		Medical Care	0.2500		\$16,949		
		Road Patrol	1.3300		\$90,169		
		Roads/Streets	0.9657		\$65,471		
		Mosquito	0.6316		\$42,820		
		Recycling	0.1500		\$10,169		
		Veterans	0.1700		\$11,525		
	MSU Extension	0.1000	\$6,780				
Township	Indianfields	Operating	1.5977	\$67,796,578	\$108,319	4.3062	\$291,946
		Fire	0.7387		\$50,081		
		Roads	0.9849		\$66,773		
		Roads	0.9849		\$66,773		
Township Special Assessments	Indianfields					0.0000	\$0
			Total Non-PRE	23.6428	\$20,239,527	\$478,519	\$757,915
			Total PRE	5.6500	\$47,557,051	\$268,697	
			Total Com Personal	11.6428	\$891,500	\$10,380	
			Total Ind Personal	5.6500	\$56,500	\$319	
31.9878	TOTAL COMBINED				\$68,744,578		
Interm. School	Tuscola ISD	Operating	0.1411	\$67,796,578	\$9,566	4.2409	\$287,519
		Extra Voted	4.0998		\$277,952		
State Education	Michigan	State Education Tax	6.0000	\$67,740,078			\$406,440
Library	Caro District	Operating & Ex Voted	1.4882	\$67,796,578			\$100,895
Authority	Caro Transit	Operating & Ex Voted	1.9904	\$67,796,578			\$134,942

Totals for Taxable Status by School District	Summer	Winter	Total
Caro School District [Non-PRE]	9.9141	40.0665	49.9806
Caro School District [PRE]	9.9141	22.0737	31.9878
Caro School District [Com. Personal]	9.9141	28.0665	37.9806
Caro School District [Ind. Personal]	3.9141	22.0737	25.9878

Juniata Township (014)

2022 Ad Valorem Taxes

Taxing Entity	Name	Purpose of Tax	Amount of Tax Mills	2022 Taxable Valuation	Estimate of Tax Dollars	Total Tax Mills	Total Est. Tax Dollars
County	Tuscola	Operating	3.9141	\$90,662,132	\$354,861	8.3121	\$753,593
		Bridge/Streets	0.4807		\$43,581		
		Senior Citizens	0.3200		\$29,012		
		Medical Care	0.2500		\$22,666		
		Road Patrol	1.3300		\$120,581		
		Roads/Streets	0.9657		\$87,552		
		Mosquito	0.6316		\$57,262		
		Recycling	0.1500		\$13,599		
		Veterans	0.1700		\$15,413		
MSU Extension	0.1000		\$9,066				
Township	Juniata	Operating	1.4490	\$90,662,132	\$131,369	4.4319	\$401,806
		Roads	2.9829		\$270,436		
Township Special Assessments	Juniata					0.0000	\$0
School District	Akron-Fairgrove	Total Non-PRE	20.6500	\$1,892,454	\$39,079		\$56,737
		Total PRE	2.6500	\$4,851,277	\$12,856		
		Total Com Personal	8.6500	\$0	\$0		
		Total Ind Personal	2.6500	\$1,812,100	\$4,802		
		TOTAL COMBINED		\$8,555,831			
School District	Caro	Total Non-PRE	23.6428	\$3,434,166	\$81,193		\$246,868
		Total PRE	5.6500	\$23,846,838	\$134,735		
		Total Com Personal	11.6428	\$42,600	\$496		
		Total Ind Personal	5.6500	\$5,388,300	\$30,444		
		TOTAL COMBINED		\$32,711,904			
School District	Reese	Total Non-PRE	21.8000	\$293,633	\$6,401		\$25,125
		Total PRE	3.8000	\$3,131,283	\$11,899		
		Total Com Personal	9.8000	\$0	\$0		
		Total Ind Personal	3.8000	\$1,796,100	\$6,825		
		TOTAL COMBINED		\$5,221,016			
School District	Vassar	Total Non-PRE	20.8312	\$6,109,862	\$127,276		\$344,389
		Total PRE	3.0000	\$47,102,619	\$141,308		
		Total Com Personal	8.8312	\$84,200	\$744		
		Total Ind Personal	3.0000	\$25,020,700	\$75,062		
		TOTAL COMBINED		\$78,317,381			
Interm. School	Tuscola ISD	Operating	0.1411	\$90,662,132	\$12,792	4.2409	\$384,489
		Extra Voted	4.0998		\$371,697		
State Education	Michigan	State Education Tax	6.0000	\$56,644,932			\$339,870
Library	Bullard Sanford	Operating & Ex Voted	1.2500	\$63,381,128			\$79,226
Library	Caro District	Operating & Ex Voted	1.4882	\$27,281,004			\$40,600

Totals for Taxable Status by School District	Summer	Winter	Total
Akron-Fairgrove School District [Non-PRE]	9.9141	34.9708	44.8849
Akron-Fairgrove School District [PRE]	9.9141	16.9708	26.8849
Akron-Fairgrove School District [Com. Personal]	9.9141	22.9708	32.8849
Akron-Fairgrove School District [Ind. Personal]	3.9141	16.9708	20.8849
Caro School District [Non-PRE]	9.9141	38.2018	48.1159
Caro School District [PRE]	9.9141	20.2090	30.1231
Caro School District [Com. Personal]	9.9141	26.2018	36.1159
Caro School District [Ind. Personal]	3.9141	20.2090	24.1231
Reese School District [Non-PRE]	9.9141	36.1208	46.0349
Reese School District [PRE]	9.9141	18.1208	28.0349
Reese School District [Com. Personal]	9.9141	24.1208	34.0349
Reese School District [Ind. Personal]	3.9141	18.1208	22.0349

Juniata Township (014)**2022 Ad Valorem Taxes**

Vassar School District [Non-PRE]	9.9141	35.1520	45.0661
Vassar School District [PRE]	9.9141	17.3208	27.2349
Vassar School District [Com. Personal]	9.9141	23.1520	33.0661
Vassar School District [Ind. Personal]	3.9141	17.3208	21.2349

Kingston Township (015)

2022 Ad Valorem Taxes

Taxing Entity	Name	Purpose of Tax	Amount of Tax Mills	2022 Taxable Valuation	Estimate of Tax Dollars	Total Tax Mills	Total Est. Tax Dollars
County	Tuscola	Operating	3.9141	\$43,707,559	\$171,076	8.3121	\$363,302
		Bridge/Streets	0.4807		\$21,010		
		Senior Citizens	0.3200		\$13,986		
		Medical Care	0.2500		\$10,927		
		Road Patrol	1.3300		\$58,131		
		Roads/Streets	0.9657		\$42,208		
		Mosquito	0.6316		\$27,606		
		Recycling	0.1500		\$6,556		
		Veterans	0.1700		\$7,430		
		MSU Extension	0.1000		\$4,371		
Township	Kingston	Operating	1.3370	\$43,707,559	\$58,437	3.2867	\$143,654
		Roads	1.9497		\$85,217		
Township Special Assessments	Kingston	Fire	1.0000	\$38,541,390	\$38,541	1.0000	\$38,541
Village	Kingston	Operating	10.6544	\$5,166,169	\$55,042	12.3584	\$63,846
		Water Impr.	1.7040		\$8,803		
Village Special Assessments	Kingston	Public Safety	4.0000	\$4,586,991	\$18,348	4.0000	\$18,348
School District	Marlette	Total Non-PRE	19.4000	\$31,262	\$606		\$1,343
		Total PRE	1.4000	\$526,197	\$737		
		Total Com Personal	7.4000	\$0	\$0		
		Total Ind Personal	1.4000	\$0	\$0		
		TOTAL COMBINED		\$557,459			
School District	Cass City	Total Non-PRE	20.8813	\$1,886,666	\$39,396		\$61,568
		Total PRE	3.0000	\$7,390,538	\$22,172		
		Total Com Personal	8.8813	\$0	\$0		
		Total Ind Personal	3.0000	\$0	\$0		
		TOTAL COMBINED		\$9,277,204			
School District	Kingston	Total Non-PRE	23.0000	\$8,591,032	\$197,594		\$326,809
		Total PRE	5.0000	\$25,281,864	\$126,409		
		Total Com Personal	11.0000	\$255,050	\$2,806		
		Total Ind Personal	5.0000	\$0	\$0		
		TOTAL COMBINED		\$34,127,946			
Interm. School	Tuscola ISD	Operating	0.1411	\$43,150,100	\$6,088	4.2409	\$182,995
		Extra Voted	4.0998		\$176,907		
Interm. School	Sanilac ISD	Operating	0.2026	\$557,459	\$113	2.5551	\$1,424
		Extra Voted	2.3525		\$1,311		
State Education	Michigan	State Education Tax	6.0000	\$43,707,559			\$262,245

Totals for Taxable Status by School District	Summer	Winter	Total
Marlette School District [Non-PRE]	9.9141	29.6398	39.5539
Marlette School District [PRE]	9.9141	11.6398	21.5539
Marlette School District [Com. Personal]	9.9141	17.6398	27.5539
Marlette School District [Ind. Personal]	3.9141	11.6398	15.5539
Cass City School District [Non-PRE]	9.9141	32.8069	42.7210
Cass City School District [PRE]	9.9141	14.9256	24.8397
Cass City School District [Com. Personal]	9.9141	20.8069	30.7210
Cass City School District [Ind. Personal]	3.9141	14.9256	18.8397
Kingston School District [Non-PRE]	9.9141	32.8069	42.7210
Kingston School District [PRE]	9.9141	14.9256	24.8397
Kingston School District [Com. Personal]	9.9141	20.8069	30.7210
Kingston School District [Ind. Personal]	3.9141	14.9256	18.8397

Kingston Village Properties Only

Kingston School District [Non-PRE]	22.2725	34.9256	57.1981
Kingston School District [PRE]	22.2725	16.9256	39.1981
Kingston School District [Com. Personal]	22.2725	22.9256	45.1981
Kingston School District [Ind. Personal]	16.2725	16.9256	33.1981

Koylton Township (016)

2022 Ad Valorem Taxes

Taxing Entity	Name	Purpose of Tax	Amount of Tax Mills	2022 Taxable Valuation	Estimate of Tax Dollars	Total Tax Mills	Total Est. Tax Dollars
County	Tuscola	Operating	3.9141	\$53,110,250	\$207,879	8.3121	\$441,458
		Bridge/Streets	0.4807		\$25,530		
		Senior Citizens	0.3200		\$16,995		
		Medical Care	0.2500		\$13,278		
		Road Patrol	1.3300		\$70,637		
		Roads/Streets	0.9657		\$51,289		
		Mosquito	0.6316		\$33,544		
		Recycling	0.1500		\$7,967		
		Veterans	0.1700		\$9,029		
MSU Extension	0.1000		\$5,311				
Township	Koylton	Operating	1.1576	\$53,110,250	\$61,480	4.9786	\$264,415
		Roads	1.9105		\$101,467		
		Roads	1.9105		\$101,467		
Township Special Assessments	Koylton					0.0000	\$0
Village	Kingston	Operating	10.6544	\$1,393,327	\$14,845	12.3584	\$17,219
		Water Impr.	1.7040		\$2,374		
Village Special	Kingston	Public Safety	4.0000	\$1,151,127	\$4,605	4.0000	\$4,605
School District	Marlette	Total Non-PRE	19.4000	\$3,068,033	\$59,520		\$85,511
		Total PRE	1.4000	\$17,054,912	\$23,877		
		Total Com Personal	7.4000	\$285,700	\$2,114		
		Total Ind Personal	1.4000	\$0	\$0		
		TOTAL COMBINED		\$20,408,645			
School District	Kingston	Total Non-PRE	23.0000	\$10,397,486	\$239,142		\$353,098
		Total PRE	5.0000	\$22,589,819	\$112,949		
		Total Com Personal	11.0000	\$91,500	\$1,007		
		Total Ind Personal	5.0000	\$0	\$0		
		TOTAL COMBINED		\$33,078,805			
Interm. School	Tuscola ISD	Operating	0.1411	\$32,987,305	\$4,655	4.2409	\$139,896
		Extra Voted	4.0998		\$135,241		
Interm. School	Sanilac ISD	Operating	0.2026	\$20,122,945	\$4,077	2.5551	\$51,416
		Extra Voted	2.3525		\$47,339		
State Education	Michigan	State Education Tax	6.0000	\$53,110,250			\$318,662

Totals for Taxable Status by School District	Summer	Winter	Total
Marlette School District [Non-PRE]	9.9141	31.3317	41.2458
Marlette School District [PRE]	9.9141	13.3317	23.2458
Marlette School District [Com. Personal]	9.9141	19.3317	29.2458
Marlette School District [Ind. Personal]	3.9141	13.3317	17.2458
Kingston School District [Non-PRE]	9.9141	36.6175	46.5316
Kingston School District [PRE]	9.9141	18.6175	28.5316
Kingston School District [Com. Personal]	9.9141	24.6175	34.5316
Kingston School District [Ind. Personal]	3.9141	18.6175	22.5316

Kingston Village Properties Only

Kingston School District [Non-PRE]	22.2725	36.6175	58.8900
Kingston School District [PRE]	22.2725	18.6175	40.8900
Kingston School District [Com. Personal]	22.2725	24.6175	46.8900
Kingston School District [Ind. Personal]	16.2725	18.6175	34.8900

Millington Township (017)

2022 Ad Valorem Taxes

Taxing Entity	Name	Purpose of Tax	Amount of Tax Mills	2022 Taxable Valuation	Estimate of Tax Dollars	Total Tax Mills	Total Est. Tax Dollars
County	Tuscola	Operating	3.9141	\$126,742,565	\$496,083	8.3121	\$1,053,497
		Bridge/Streets	0.4807		\$60,925		
		Senior Citizens	0.3200		\$40,558		
		Medical Care	0.2500		\$31,686		
		Road Patrol	1.3300		\$168,568		
		Roads/Streets	0.9657		\$122,395		
		Mosquito	0.6316		\$80,051		
		Recycling	0.1500		\$19,011		
		Veterans	0.1700		\$21,546		
		MSU Extension	0.1000		\$12,674		
Township	Millington	Operating	1.3608	\$126,742,565	\$172,471	2.1133	\$267,845
		Fire	0.3408		\$43,194		
		Fire	0.4117		\$52,180		
Township Special Assessments	Millington	Police	2.3000	\$102,443,641	\$235,620	2.3000	\$235,620
Village	Millington	Operating	11.5874	\$20,255,724	\$234,711	13.9396	\$282,357
		Village Utilities	2.3522		\$47,646		
School District	Millington	Total Non-PRE	20.9017	\$25,990,940	\$543,255		\$847,434
		Total PRE	2.9017	\$100,751,625	\$292,351		
		Total Com Personal	8.9017	\$1,071,900	\$9,542		
		Total Ind Personal	2.9017	\$788,000	\$2,287		
		TOTAL COMBINED		\$128,602,465			
Interm. School	Tuscola ISD	Operating	0.1411	\$126,742,565	\$17,883	4.2409	\$537,503
		Extra Voted	4.0998		\$519,619		
State Education	Michigan	State Education Tax	6.0000	\$125,954,565			\$755,727
Library	Millington-Arbela	Operating & Extra Voted	0.9498	\$126,742,565			\$120,380

Totals for Taxable Status by School District	Summer	Winter	Total
Millington School District [Non-PRE]	9.9141	32.6037	42.5178
Millington School District [PRE]	9.9141	14.6037	24.5178
Millington School District [Com. Personal]	9.9141	20.6037	30.5178
Millington School District [Ind. Personal]	3.9141	14.6037	18.5178

Millington Village Parcels Only

Millington School District [Non-PRE]	23.8537	32.6037	56.4574
Millington School District [PRE]	23.8537	14.6037	38.4574
Millington School District [Com. Personal]	23.8537	20.6037	44.4574
Millington School District [Ind. Personal]	17.8537	14.6037	32.4574

Novesta Township (018)

2022 Ad Valorem Taxes

Taxing Entity	Name	Purpose of Tax	Amount of Tax Mills	2022 Taxable Valuation	Estimate of Tax Dollars	Total Tax Mills	Total Est. Tax Dollars
County	Tuscola	Operating	3.9141	\$43,236,671	\$169,233	8.3121	\$359,388
		Bridge/Streets	0.4807		\$20,784		
		Senior Citizens	0.3200		\$13,836		
		Medical Care	0.2500		\$10,809		
		Road Patrol	1.3300		\$57,505		
		Roads/Streets	0.9657		\$41,754		
		Mosquito	0.6316		\$27,308		
		Recycling	0.1500		\$6,486		
		Veterans	0.1700		\$7,350		
		MSU Extension	0.1000		\$4,324		
Township	Novesta	Operating	1.3242	\$43,236,671	\$57,254	4.2210	\$182,502
		Roads	0.9562		\$41,343		
		Roads	1.9406		\$83,905		
Township Special Assessments	Novesta				0.0000	\$0	
School District	Cass City	Total Non-PRE	20.8813	\$7,726,726	\$161,344		\$269,208
		Total PRE	3.0000	\$35,509,945	\$106,530		
		Total Com Personal	8.8813	\$150,200	\$1,334		
		Total Ind Personal	3.0000	\$0	\$0		
		TOTAL COMBINED		\$43,386,871			
Interm. School	Tuscola ISD	Operating	0.1411	\$43,236,671	\$6,101	4.2409	\$183,362
		Extra Voted	4.0998		\$177,262		
State Education	Michigan	State Education Tax	6.0000	\$43,236,671			\$259,420
Library	Rawson	Operating & Special Voted	1.0936	\$43,236,671			\$47,284

Totals for Taxable Status by School District	Summer	Winter	Total
Cass City School District [Non-PRE]	9.9141	34.8348	44.7489
Cass City School District [PRE]	9.9141	16.9535	26.8676
Cass City School District [Com. Personal]	9.9141	22.8348	32.7489
Cass City School District [Ind. Personal]	3.9141	16.9535	20.8676

Tuscola Township (019)

2022 Ad Valorem Taxes

Taxing Entity	Name	Purpose of Tax	Amount of Tax Mills	2022 Taxable Valuation	Estimate of Tax Dollars	Total Tax Mills	Total Est. Tax Dollars
County	Tuscola	Operating	3.9141	\$91,052,901	\$356,390	8.3121	\$756,841
		Bridge/Streets	0.4807		\$43,769		
		Senior Citizens	0.3200		\$29,137		
		Medical Care	0.2500		\$22,763		
		Road Patrol	1.3300		\$121,100		
		Roads/Streets	0.9657		\$87,930		
		Mosquito	0.6316		\$57,509		
		Recycling	0.1500		\$13,658		
		Veterans	0.1700		\$15,479		
		MSU Extension	0.1000		\$9,105		
Township	Tuscola	Operating	1.5265	\$91,052,901	\$138,992	1.5265	\$138,992
Township Special Assessments	Tuscola	Fire	0.7500	\$75,723,801	\$56,793	0.7500	\$56,793
School District	Frankenmuth	Total Non-PRE	22.0764	\$12,754,643	\$281,577		\$352,236
		Total PRE	4.0764	\$17,333,672	\$70,659		
		Total Com Personal	10.0764	\$0	\$0		
		Total Ind Personal	4.0764	\$0	\$0		
		TOTAL COMBINED		\$30,088,315			
School District	Millington	Total Non-PRE	20.9017	\$26,850	\$561		\$2,503
		Total PRE	2.9017	\$669,309	\$1,942		
		Total Com Personal	8.9017	\$0	\$0		
		Total Ind Personal	2.9017	\$0	\$0		
		TOTAL COMBINED		\$696,159			
School District	Vassar	Total Non-PRE	20.8312	\$10,085,222	\$210,087		\$369,362
		Total PRE	3.0000	\$50,183,205	\$150,550		
		Total Com Personal	8.8312	\$808,400	\$7,139		
		Total Ind Personal	3.0000	\$528,500	\$1,586		
		TOTAL COMBINED		\$61,605,327			
Interm. School	Saginaw ISD	Operating	0.1452	\$30,088,315	\$4,369	3.0827	\$92,753
		Extra Voted	2.9375		\$88,384		
Interm. School	Tuscola ISD	Operating	0.1411	\$60,964,586	\$8,602	4.2409	\$258,545
		Extra Voted	4.0998		\$249,943		
State Education	Michigan	State Education Tax	6.0000	\$90,524,401			\$543,146
Library	Bullard Sanford	Operating & Ex Voted	1.2500	\$91,052,901			\$113,816

Totals for Taxable Status by School District	Summer	Winter	Total
Frankenmuth School District [Non-PRE]	9.9141	32.3336	42.2477
Frankenmuth School District [PRE]	9.9141	14.3336	24.2477
Frankenmuth School District [Com. Personal]	9.9141	20.3336	30.2477
Frankenmuth School District [Ind. Personal]	3.9141	14.3336	18.2477
Millington School District [Non-PRE]	9.9141	32.3171	42.2312
Millington School District [PRE]	9.9141	14.3171	24.2312
Millington School District [Com. Personal]	9.9141	20.3171	30.2312
Millington School District [Ind. Personal]	9.9141	14.3171	18.2312
Vassar School District [Non-PRE]	9.9141	32.2466	42.1607
Vassar School District [PRE]	9.9141	14.4154	24.3295
Vassar School District [Com. Personal]	9.9141	20.2466	30.1607
Vassar School District [Ind. Personal]	3.9141	14.4154	18.3295

Vassar Township (020)

2022 Ad Valorem Taxes

Taxing Entity	Name	Purpose of Tax	Amount of Tax Mills	2022 Taxable Valuation	Estimate of Tax Dollars	Total Tax Mills	Total Est. Tax Dollars
County	Tuscola	Operating	3.9141	\$101,170,564	\$395,992	8.3121	\$840,940
		Bridge/Streets	0.4807		\$48,633		
		Senior Citizens	0.3200		\$32,375		
		Medical Care	0.2500		\$25,293		
		Road Patrol	1.3300		\$134,557		
		Roads/Streets	0.9657		\$97,700		
		Mosquito	0.6316		\$63,899		
		Recycling	0.1500		\$15,176		
		Veterans	0.1700		\$17,199		
MSU Extension	0.1000		\$10,117				
Township	Vassar	Operating	1.0000	\$101,170,564	\$101,171	1.0000	\$101,171
Township Special Assessments	Tuscola					0.0000	\$0
School District	Mayville	Total Non-PRE	20.6888	\$228,629	\$4,730		\$4,971
		Total PRE	4.0000	\$60,147	\$241		
		Total Com Personal	8.6888	\$0	\$0		
		Total Ind Personal	4.0000	\$0	\$0		
		TOTAL COMBINED		<u>\$288,776</u>			
School District	Millington	Total Non-PRE	20.9017	\$4,158,572	\$86,921		\$110,703
		Total PRE	2.9017	\$8,195,792	\$23,782		
		Total Com Personal	8.9017	\$0	\$0		
		Total Ind Personal	2.9017	\$0	\$0		
		TOTAL COMBINED		<u>\$12,354,364</u>			
School District	Vassar	Total Non-PRE	20.8312	\$23,297,493	\$485,315		\$686,134
		Total PRE	3.0000	\$65,229,931	\$195,690		
		Total Com Personal	8.8312	\$564,350	\$4,984		
		Total Ind Personal	3.0000	\$48,400	\$145		
		TOTAL COMBINED		<u>\$89,140,174</u>			
Interm. School	Tuscola ISD	Operating	0.1411	\$101,170,564	\$14,275	4.2409	\$429,054
		Extra Voted	4.0998		\$414,779		
State Education	Michigan	State Education Tax	6.0000	\$101,122,164			\$606,733
Library	Bullard Sanford	Operating & Ex Voted	1.2500	\$101,170,564			\$126,463

Totals for Taxable Status by School District	Summer	Winter	Total
Mayville School District [Non-PRE]	9.9141	31.5777	41.4918
Mayville School District [PRE]	9.9141	14.8889	24.8030
Mayville School District [Com. Personal]	9.9141	19.5777	29.4918
Mayville School District [Ind. Personal]	3.9141	14.8889	18.8030
Millington School District [Non-PRE]	9.9141	31.7906	41.7047
Millington School District [PRE]	9.9141	13.7906	23.7047
Millington School District [Com. Personal]	9.9141	19.7906	29.7047
Millington School District [Ind. Personal]	3.9141	13.7906	17.7047
Vassar School District [Non-PRE]	9.9141	31.7201	41.6342
Vassar School District [PRE]	9.9141	13.8889	23.8030
Vassar School District [Com. Personal]	9.9141	19.7201	29.6342
Vassar School District [Ind. Personal]	3.9141	13.8889	17.8030

Watertown Township (021)

2022 Ad Valorem Taxes

Taxing Entity	Name	Purpose of Tax	Amount of Tax Mills	2022 Taxable Valuation	Estimate of Tax Dollars	Total Tax Mills	Total Est. Tax Dollars
County	Tuscola	Operating	3.9141	\$62,132,587	\$243,193	8.3121	\$516,452
		Bridge/Streets	0.4807		\$29,867		
		Senior Citizens	0.3200		\$19,882		
		Medical Care	0.2500		\$15,533		
		Road Patrol	1.3300		\$82,636		
		Roads/Streets	0.9657		\$60,001		
		Mosquito	0.6316		\$39,243		
		Recycling	0.1500		\$9,320		
		Veterans	0.1700		\$10,563		
MSU Extension	0.1000		\$6,213				
Township	Watertown	Operating	1.0660	\$62,132,587	\$66,233	1.0660	\$66,233
Township Special Assessments	Watertown					0.0000	\$0
School District	Mayville	Total Non-PRE	20.6888	\$8,001,796	\$165,548		\$288,300
		Total PRE	4.0000	\$30,522,625	\$122,091		
		Total Com Personal	8.6888	\$46,200	\$401		
		Total Ind Personal	4.0000	\$65,120	\$260		
		TOTAL COMBINED		\$38,635,741			
School District	Millington	Total Non-PRE	20.9017	\$5,281,090	\$110,384		\$164,321
		Total PRE	2.9017	\$18,327,076	\$53,180		
		Total Com Personal	8.9017	\$0	\$0		
		Total Ind Personal	2.9017	\$261,050	\$757		
		TOTAL COMBINED		\$23,869,216			
Interm. School	Tuscola ISD	Operating	0.1411	\$62,132,587	\$8,767	4.2409	\$263,498
		Extra Voted	4.0998		\$254,731		
State Education	Michigan	State Education Tax	6.0000	\$61,806,417			\$370,839

Totals for Taxable Status by School District	Summer	Winter	Total
Mayville School District [Non-PRE]	9.9141	30.3937	40.3078
Mayville School District [PRE]	9.9141	13.7049	23.6190
Mayville School District [Com. Personal]	9.9141	18.3937	28.3078
Mayville School District [Ind. Personal]	3.9141	13.7049	17.6190
Millington School District [Non-PRE]	9.9141	30.6066	40.5207
Millington School District [PRE]	9.9141	12.6066	22.5207
Millington School District [Com. Personal]	9.9141	18.6066	28.5207
Millington School District [Ind. Personal]	3.9141	12.6066	16.5207

Wells Township (022)

2022 Ad Valorem Taxes

Taxing Entity	Name	Purpose of Tax	Amount of Tax Mills	2022 Taxable Valuation	Estimate of Tax Dollars	Total Tax Mills	Total Est. Tax Dollars
County	Tuscola	Operating	3.9141	\$50,535,925	\$197,803	8.3121	\$420,060
		Bridge/Streets	0.4807		\$24,293		
		Senior Citizens	0.3200		\$16,171		
		Medical Care	0.2500		\$12,634		
		Road Patrol	1.3300		\$67,213		
		Roads/Streets	0.9657		\$48,803		
		Mosquito	0.6316		\$31,918		
		Recycling	0.1500		\$7,580		
		Veterans	0.1700		\$8,591		
MSU Extension	0.1000		\$5,054				
Township	Wells	Operating	1.1808	\$50,535,925	\$59,673	3.1560	\$159,491
		Roads	1.9752		\$99,819		
Township Special Assessments	Wells					0.0000	\$0
School District	Caro	Total Non-PRE	23.6428	\$5,192,108	\$122,756		\$237,557
		Total PRE	5.6500	\$19,155,890	\$108,231		
		Total Com Personal	11.6428	\$0	\$0		
		Total Ind Personal	5.6500	\$1,162,800	\$6,570		
		TOTAL COMBINED		\$25,510,798			
School District	Cass City	Total Non-PRE	20.8813	\$968,301	\$20,219		\$26,885
		Total PRE	3.0000	\$2,221,946	\$6,666		
		Total Com Personal	8.8813	\$0	\$0		
		Total Ind Personal	3.0000	\$0	\$0		
		TOTAL COMBINED		\$3,190,247			
School District	Kingston	Total Non-PRE	23.0000	\$5,799,746	\$133,394		\$220,978
		Total PRE	5.0000	\$17,197,934	\$85,990		
		Total Com Personal	11.0000	\$143,200	\$1,575		
		Total Ind Personal	5.0000	\$3,700	\$19		
		TOTAL COMBINED		\$23,144,580			
Interm. School	Tuscola ISD	Operating	0.1411	\$50,535,925	\$7,131	4.2409	\$214,318
		Extra Voted	4.0998		\$207,187		
State Education	Michigan	State Education Tax	6.0000	\$49,369,425			\$296,217
Library	Caro District	Operating & Ex Voted	1.4882	\$24,347,998			\$36,235

Totals for Taxable Status by School District	Summer	Winter	Total
Caro School District [Non-PRE]	9.9141	36.9259	46.8400
Caro School District [PRE]	9.9141	18.9331	28.8472
Caro School District [Com. Personal]	9.9141	24.9259	34.8400
Caro School District [Ind. Personal]	3.9141	18.9331	22.8472
Cass City School District [Non-PRE]	9.9141	32.6762	42.5903
Cass City School District [PRE]	9.9141	14.7949	24.7090
Cass City School District [Com. Personal]	9.9141	20.6762	30.5903
Cass City School District [Ind. Personal]	3.9141	14.7949	18.7090
Kingston School District [Non-PRE]	9.9141	34.7949	44.7090
Kingston School District [PRE]	9.9141	16.7949	26.7090
Kingston School District [Com. Personal]	9.9141	22.7949	32.7090
Kingston School District [Ind. Personal]	3.9141	16.7949	20.7090

Wisner Township (023)

2022 Ad Valorem Taxes

Taxing Entity	Name	Purpose of Tax	Amount of Tax Mills	2022 Taxable Valuation	Estimate of Tax Dollars	Total Tax Mills	Total Est. Tax Dollars
County	Tuscola	Operating	3.9141	\$29,529,162	\$115,580	8.3121	\$245,449
		Bridge/Streets	0.4807		\$14,195		
		Senior Citizens	0.3200		\$9,449		
		Medical Care	0.2500		\$7,382		
		Road Patrol	1.3300		\$39,274		
		Roads/Streets	0.9657		\$28,516		
		Mosquito	0.6316		\$18,651		
		Recycling	0.1500		\$4,429		
		Veterans	0.1700		\$5,020		
		MSU Extension	0.1000		\$2,953		
Township	Wisner	Operating	1.3579	\$29,529,162	\$40,098	5.0197	\$148,228
		Fire/Ambulance	1.7097		\$50,486		
		Roads	1.9521		\$57,644		
Township Special Assessments	Wisner				0.0000	\$0	
School District	Akron-Fairgrove	Total Non-PRE	20.6500	\$2,981,264	\$61,563		\$97,620
		Total PRE	2.6500	\$12,667,827	\$33,570		
		Total Com Personal	8.6500	\$63,300	\$548		
		Total Ind Personal	2.6500	\$731,800	\$1,939		
		TOTAL COMBINED		\$16,444,191			
School District	Unionville-Sebewaing	Total Non-PRE	23.7200	\$1,909,279	\$45,288		\$113,881
		Total PRE	5.7200	\$11,970,792	\$68,473		
		Total Com Personal	11.7200	\$10,200	\$120		
		Total Ind Personal	5.7200	\$0	\$0		
		TOTAL COMBINED		\$13,890,271			
Interm. School	Tuscola ISD	Operating	0.1411	\$29,529,162	\$4,167	4.2409	\$125,230
		Extra Voted	4.0998		\$121,064		
State Education	Michigan	State Education Tax	6.0000	\$28,797,362			\$172,784
Library	Fairgrove	Operating & Ex Voted	0.7916	\$15,649,091			\$12,388

Totals for Taxable Status by School District	Summer	Winter	Total
Akron-Fairgrove School District [Non-PRE]	9.9141	35.1002	45.0143
Akron-Fairgrove School District [PRE]	9.9141	17.1002	27.0143
Akron-Fairgrove School District [Com. Personal]	9.9141	23.1002	33.0143
Akron-Fairgrove School District [Ind. Personal]	3.9141	17.1002	21.0143
Unionville-Sebewaing School District [Non-PRE]	9.9141	37.3786	47.2927
Unionville-Sebewaing School District [PRE]	9.9141	19.3786	29.2927
Unionville-Sebewaing School District [Com. Personal]	9.9141	25.3786	35.2927
Unionville-Sebewaing School District [Ind. Personal]	3.9141	19.3786	23.2927

Caro City (050)

2022 Ad Valorem Taxes

Taxing Entity	Name	Purpose of Tax	Amount of Tax Mills	2022 Taxable Valuation	Estimate of Tax Dollars	Total Tax Mills	Total Est. Tax Dollars
County	Tuscola	Operating	3.9141	\$93,723,075	\$366,841	8.3121	\$779,036
		Bridge/Streets	0.4807		\$45,053		
		Senior Citizens	0.3200		\$29,991		
		Medical Care	0.2500		\$23,431		
		Road Patrol	1.3300		\$124,652		
		Roads/Streets	0.9657		\$90,508		
		Mosquito	0.6316		\$59,195		
		Recycling	0.1500		\$14,058		
		Veterans	0.1700		\$15,933		
		MSU Extension	0.1000		\$9,372		
City	Caro	Operating	16.1643	\$93,723,075	\$1,514,968	16.1643	\$1,514,968
School District	Caro	Total Non-PRE	23.6428	\$51,226,704	\$1,211,143		\$1,490,814
		Total PRE	5.6500	\$42,496,371	\$240,104		
		Total Com Personal	11.6428	\$2,953,902	\$34,392		
		Total Ind Personal	5.6500	\$915,859	\$5,175		
		TOTAL COMBINED		\$97,592,836			
Interm. School	Tuscola ISD	Operating	0.1411	\$93,723,075	\$13,224	4.2409	\$397,470
		Extra Voted	4.0998		\$384,246		
State Education	Michigan	State Education Tax	6.0000	\$92,807,216			\$556,843
Library	Caro District	Operating & Ex Voted	1.4882	\$93,723,075			\$139,479
Authority	Caro Transit	Operating & Ex Voted	1.9904	\$93,723,075			\$186,546

Totals for Taxable Status by School District	Summer	Winter	Total
Caro School District [Non-PRE]	26.0784	35.7603	61.8387
Caro School District [PRE]	26.0784	17.7675	43.8459
Caro School District [Com. Personal]	26.0784	23.7603	49.8387
Caro School District [Ind. Personal]	20.0784	17.7675	37.8459

Vassar City (051)

2022 Ad Valorem Taxes

Taxing Entity	Name	Purpose of Tax	Amount of Tax Mills	2022 Taxable Valuation	Estimate of Tax Dollars	Total Tax Mills	Total Est. Tax Dollars
County	Tuscola	Operating	3.9141	\$47,839,942	\$187,250	8.3121	\$397,650
		Bridge/Streets	0.4807		\$22,997		
		Senior Citizens	0.3200		\$15,309		
		Medical Care	0.2500		\$11,960		
		Road Patrol	1.3300		\$63,627		
		Roads/Streets	0.9657		\$46,199		
		Mosquito	0.6316		\$30,216		
		Recycling	0.1500		\$7,176		
		Veterans	0.1700		\$8,133		
MSU Extension	0.1000	\$4,784					
City	Vassar	Operating	17.0000	\$47,839,942	\$813,279	17.0000	\$813,279
School District	Vassar	Total Non-PRE	20.8312	\$17,377,460	\$361,993		\$469,740
		Total PRE	3.0000	\$30,217,743	\$90,653		
		Total Com Personal	8.8312	\$1,929,800	\$17,042		
		Total Ind Personal	3.0000	\$17,000	\$51		
		TOTAL COMBINED			\$49,542,003		
Interm. School	Tuscola ISD	Operating	0.1411	\$47,595,203	\$6,716	4.2409	\$201,846
		Extra Voted	4.0998		\$195,131		
State Education	Michigan	State Education Tax	6.0000	\$47,822,942			\$286,938
Library	Bullard Sanford	Operating & Extra Voted	1.2500	\$47,839,942			\$59,800

Totals for Taxable Status by School District	Summer	Winter	Total
Vassar School District [Non-PRE]	28.1641	29.4701	57.6342
Vassar School District [PRE]	28.1641	11.6389	39.8030
Vassar School District [Com. Personal]	28.1641	17.4701	45.6342
Vassar School District [Ind. Personal]	22.1641	11.6389	33.8030

Compilation of Overall Estimated Tax Revenue

Local Governmental Units	Overall Millage Rate	Taxable Value	Estimated Tax Dollars
Akron Township	5.2224	\$143,411,598	\$748,953
Almer Township	3.4364	\$68,414,462	\$235,099
Arbela Township	3.7652	\$78,940,874	\$446,525
Columbia Township	6.3912	\$168,957,879	\$1,079,844
Dayton Township	3.1431	\$60,983,662	\$191,678
Denmark Township	3.4518	\$114,762,524	\$573,169
Elkland Township	3.6374	\$96,039,371	\$349,334
Ellington Township	4.7563	\$44,697,947	\$212,597
Elmwood Township	7.0705	\$44,875,125	\$317,290
Fairgrove Township	5.1263	\$152,029,448	\$779,349
Fremont Township	1.3135	\$85,963,939	\$112,914
Gilford Township	4.3553	\$131,814,668	\$574,092
Indianfields Township	4.3062	\$67,796,578	\$291,946
Juniata Township	4.4319	\$90,662,132	\$401,806
Kingston Township	3.2867	\$43,707,559	\$182,195
Koylton Township	4.9786	\$53,110,250	\$264,415
Millington Township	2.1133	\$126,742,565	\$503,465
Novesta Township	4.2210	\$43,236,671	\$182,502
Tuscola Township	1.5265	\$91,052,901	\$195,785
Vassar Township	1.0000	\$101,170,564	\$101,171
Watertown Township	1.0660	\$62,132,587	\$66,233
Wells Township	3.1560	\$50,535,925	\$159,491
Wisner Township	5.0197	\$29,529,162	\$148,228
City of Caro	16.1643	\$93,723,075	\$1,514,968
City of Vassar	17.0000	\$47,839,942	\$813,279
Village of Akron	13.8912	\$6,967,538	\$96,787
Village of Cass City	18.0051	\$51,515,357	\$927,539
Village of Fairgrove	14.5126	\$7,584,716	\$110,074
Village of Gagetown	21.7164	\$3,934,970	\$85,453
Village of Kingston	12.3584	\$6,559,496	\$104,017
Village of Mayville	14.1986	\$17,136,315	\$241,244
Village of Millington	13.9396	\$20,255,724	\$282,357
Village of Reese	10.5000	\$32,294,133	\$401,705
Village of Unionville	12.9500	\$9,476,738	\$122,724

Compilation of Overall Estimated Tax Revenue

Authorities	Overall Millage Rate	Taxable Value	Estimated Tax Dollars
Caro Transit Authority	1.9904	\$229,934,115	\$457,661
Bullard Sanford Library	1.2500	\$303,444,535	\$379,306
Caro Area District Library	1.4882	\$308,045,805	\$458,434
Fairgrove District Library	0.7916	\$329,479,741	\$260,816
Mayville District Library	0.7500	\$146,947,601	\$110,211
Millington Arbela Library	0.9498	\$205,683,439	\$195,358
Rawson Memorial Library	1.0936	\$184,151,167	\$201,388
Reese District Library	0.9965	\$175,001,128	\$174,389

Tuscola County	Overall Millage Rate	Taxable Value	Estimated Tax Dollars
Operating	3.9141	\$2,092,131,408	\$8,188,812
Bridge/Streets	0.4807	\$2,092,131,408	\$1,005,688
Senior Citizens	0.3200	\$2,092,131,408	\$669,482
Medical Care	0.2500	\$2,092,131,408	\$523,033
Road Patrol	1.3300	\$2,092,131,408	\$2,782,535
Roads/Streets	0.9657	\$2,092,131,408	\$2,020,371
Mosquito	0.6316	\$2,092,131,408	\$1,321,390
Recycling	0.1500	\$2,092,131,408	\$313,820
Veterans	0.1700	\$2,092,131,408	\$355,662
MSU Extension	0.1000	\$2,092,131,408	\$209,213
Total	8.3121		\$17,390,005

Intermediate School Districts	Overall Millage Rate	Taxable Value	Estimated Tax Dollars
Huron ISD	4.8886	\$28,413,881	\$138,904
Saginaw ISD	3.0827	\$31,304,284	\$96,502
Sanilac ISD	2.5551	\$20,680,404	\$52,841
Tuscola ISD	4.2409	\$2,011,488,100	\$8,530,520

School District	Taxable Value	Operating Millage	Operating Tax Dollars	Extra Voted Millage	Extra Voted Tax Dollars	Debt Millage	Debt Tax Dollars	Total Est. Tax Dollars
Akron Fairgrove School District [Non-PRE]	\$58,573,745	18.0000	\$1,054,327	0	\$0	2.6500	\$155,220	\$1,209,548
Akron Fairgrove School District [PRE]	\$277,649,727	0.0000	\$0	0	\$0	2.6500	\$735,772	\$735,772
Akron Fairgrove School District [Com. Personal]	\$536,300	6.0000	\$3,218	0	\$0	2.6500	\$1,421	\$4,639
Akron Fairgrove School District [Ind. Personal]	\$158,174,000	0.0000	\$0	0	\$0	2.6500	\$419,161	\$419,161
Totals	\$494,933,772		\$1,057,545		\$0		\$1,311,574	\$2,369,120
Caro School District [Non-PRE]	\$98,983,113	17.9928	\$1,780,983	0	\$0	5.6500	\$559,255	\$2,340,238
Caro School District [PRE]	\$210,490,001	0.0000	\$0	0	\$0	5.6500	\$1,189,269	\$1,189,269
Caro School District [Com. Personal]	\$4,560,302	5.9928	\$27,329	0	\$0	5.6500	\$25,766	\$53,095
Caro School District [Ind. Personal]	\$9,936,159	0.0000	\$0	0	\$0	5.6500	\$56,139	\$56,139
Totals	\$323,969,575		\$1,808,312		\$0		\$1,830,428	\$3,638,740
Cass City School District [Non-PRE]*	\$43,114,534	17.8813	\$770,944	0	\$0	3.0000	\$129,344	\$900,288
Cass City School District [PRE]*	\$170,214,714	0.0000	\$0	0	\$0	3.0000	\$510,644	\$510,644
Cass City School District [Com. Personal]	\$2,158,000	5.8813	\$12,692	0	\$0	3.0000	\$6,474	\$19,166
Cass City School District [Ind. Personal]*	\$22,888,500	0.0000	\$0	0	\$0	3.0000	\$68,666	\$68,666
Totals	\$238,375,748		\$783,636		\$0		\$715,127	\$1,498,763
Frankenmuth School District [Non-PRE]	\$12,890,345	18.0000	\$232,026	0	\$0	4.0764	\$52,546	\$284,572
Frankenmuth School District [PRE]	\$18,413,939	0.0000	\$0	0	\$0	4.0764	\$75,063	\$75,063
Frankenmuth School District [Com. Personal]	\$0	6.0000	\$0	0	\$0	4.0764	\$0	\$0
Frankenmuth School District [Ind. Personal]	\$0	0.0000	\$0	0	\$0	4.0764	\$0	\$0
Totals	\$31,304,284		\$232,026		\$0		\$127,609	\$359,635
Kingston School District [Non-PRE]	\$31,782,537	18.0000	\$572,086	0	\$0	5.0000	\$158,913	\$730,998
Kingston School District [PRE]	\$78,588,535	0.0000	\$0	0	\$0	5.0000	\$392,943	\$392,943
Kingston School District [Com. Personal]	\$489,750	6.0000	\$2,939	0	\$0	5.0000	\$2,449	\$5,387
Kingston School District [Ind. Personal]	\$3,700	0.0000	\$0	0	\$0	5.0000	\$19	\$19
Totals	\$110,864,522		\$575,024		\$0		\$554,323	\$1,129,347
Marlette School District [Non-PRE]	\$3,099,295	18.0000	\$55,787	0	\$0	1.4000	\$4,339	\$60,126
Marlette School District [PRE]	\$17,581,109	0.0000	\$0	0	\$0	1.4000	\$24,614	\$24,614
Marlette School District [Com. Personal]	\$285,700	6.0000	\$1,714	0	\$0	1.4000	\$400	\$2,114
Marlette School District [Ind. Personal]	\$0	0.0000	\$0	0	\$0	1.4000	\$0	\$0
Totals	\$20,966,104		\$57,502		\$0		\$29,353	\$86,854
Mayville School District [Non-PRE]	\$41,764,056	16.6888	\$696,992	0	\$0	4.0000	\$167,056	\$864,048
Mayville School District [PRE]	\$123,360,947	0.0000	\$0	0	\$0	4.0000	\$493,444	\$493,444
Mayville School District [Com. Personal]	\$866,000	4.6888	\$4,061	0	\$0	4.0000	\$3,464	\$7,525
Mayville School District [Ind. Personal]	\$65,120	0.0000	\$0	0	\$0	4.0000	\$260	\$260
Totals	\$166,056,123		\$701,052		\$0		\$664,224	\$1,365,277
Millington School District [Non-PRE]	\$47,069,094	18.0000	\$847,244	0	\$0	2.9017	\$136,580	\$983,824
Millington School District [PRE]	\$194,641,724	0.0000	\$0	0	\$0	2.9017	\$564,792	\$564,792
Millington School District [Com. Personal]	\$1,199,400	6.0000	\$7,196	0	\$0	2.9017	\$3,480	\$10,677
Millington School District [Ind. Personal]	\$1,049,050	0.0000	\$0	0	\$0	2.9017	\$3,044	\$3,044
Totals	\$243,959,268		\$854,440		\$0		\$707,897	\$1,562,337
Owendale-Gagetown School District [Non-PRE]	\$4,437,616	18.0000	\$79,877	0	\$0	2.0500	\$9,097	\$88,974
Owendale-Gagetown School District [PRE]	\$23,976,265	0.0000	\$0	0	\$0	2.0500	\$49,151	\$49,151
Owendale-Gagetown School District [Com. Personal]	\$226,700	6.0000	\$1,360	0	\$0	2.0500	\$465	\$1,825
Owendale-Gagetown School District [Ind. Personal]	\$4,825,500	0.0000	\$0	0	\$0	2.0500	\$9,892	\$9,892
Totals	\$33,466,081		\$81,237		\$0		\$68,605	\$149,843
Reese School District [Non-PRE]	\$33,075,951	18.0000	\$595,367	0	\$0	3.8000	\$125,689	\$721,056
Reese School District [PRE]	\$123,729,862	0.0000	\$0	0	\$0	3.8000	\$470,173	\$470,173
Reese School District [Com. Personal]	\$521,000	6.0000	\$3,126	0	\$0	3.8000	\$1,980	\$5,106
Reese School District [Ind. Personal]	\$28,917,300	0.0000	\$0	0	\$0	3.8000	\$109,886	\$109,886
Totals	\$186,244,113		\$598,493		\$0		\$707,728	\$1,306,221
Unionville-Sebewaing School District [Non-PRE]	\$34,108,033	18.0000	\$613,945	0	\$0	5.7200	\$195,098	\$809,043
Unionville-Sebewaing School District [PRE]	\$171,427,654	0.0000	\$0	0	\$0	5.7200	\$980,566	\$980,566
Unionville-Sebewaing School District [Com. Personal]	\$380,600	6.0000	\$2,284	0	\$0	5.7200	\$2,177	\$4,461
Unionville-Sebewaing School District [Ind. Personal]	\$81,917,600	0.0000	\$0	0	\$0	5.7200	\$468,569	\$468,569
Totals	\$287,833,887		\$616,228		\$0		\$1,646,410	\$2,262,638
Vassar School District [Non-PRE]	\$58,177,396	17.8312	\$1,037,373	0	\$0	3.0000	\$174,532	\$1,211,905
Vassar School District [PRE]	\$209,731,411	0.0000	\$0	0	\$0	3.0000	\$629,194	\$629,194
Vassar School District [Com. Personal]	\$3,073,150	5.8312	\$17,920	0	\$0	3.0000	\$9,219	\$27,140
Vassar School District [Ind. Personal]	\$25,697,500	0.0000	\$0	0	\$0	3.0000	\$77,093	\$77,093
Totals	\$296,679,457		\$1,055,293		\$0		\$890,038	\$1,945,331

16-M-235

Motion by Kirkpatrick, seconded by Young that per the request of the Dispatch Director that authorization is given to carryover any unused vacation days earned for the time period of March 27, 2016 to March 26, 2017 because of extenuating circumstances caused by significant staff vacancies (including the death of a dispatcher) that required the Director to fill-in and perform numerous responsibilities that normally would not be required resulting in the inability to use vacation time in the normal 12-month period. Motion Carried.

-Potential Revised Per Diem Policy - Mike Hoagland reviewed the proposed changes to the Policy. Board reviewed and discussed matter. Board changed the per diem rate from \$45 to \$50 in the proposed policy with all other changes proposed approved.

16-M-236

Motion by Kirkpatrick, seconded by Bierlein that the revised December 27, 2016 commissioner per diem policy be adopted with changes to be effective January 1, 2017. Motion Carried.

Old Business - None

Correspondence/Resolutions -

- MSU would like to attend an upcoming Board meeting once meeting scheduled has been finalized.
- Sobriety Court Graduation will be on February 3, 2017.
- Road Commission Minutes from the December 1, 2016 meeting were included in the Board packet.
- 2015 Allocated Tax Rates Before Headlee Applied handout was included in the Board packet.

COMMISSIONER LIAISON COMMITTEE REPORTS**BIERLEIN**

Genesee Shiawassee Thumb Works
Human Development Commission (HDC) - Brian Neuville would like to meet in the New Year to discuss the Senior Meal Program.
Tuscola 2020
Recycling Advisory Committee
Local Emergency Planning Committee (LEPC)
Great Start Collaborative Council
Local Unit of Government Activity Report
Tuscola In-Sync
MAC Board of Directors
Human Services Collaborative Council
Region VI Economic Development Planning
MAC Judiciary Committee

18-M-013

Motion by Bierlein, seconded by Young that a base fee be established of \$250 for applications submitted to the Airport Zoning Board of Appeals (AZBA). These fees cover the direct and indirect cost of AZBA review and consideration of the application. There shall be a base fee of \$250 for the first structure (including but not limited to a building, antenna, tower, flag pole, wind turbine etc.) plus \$50 for each additional like structure reviewed at the same meeting. Said fee to take immediate effect. Motion Carried.

18-M-014

Motion by Bierlein, seconded by Young that a fee be established of \$50 for each application (including but not limited to a building, antenna, tower, flag pole, wind turbine etc.) submitted to the Airport Zoning Administrator (AZA). These fees cover the direct and indirect cost of AZA review and consideration of the application. These fees will be collected by the county and paid to the AZA upon receipt of invoice. Said fee to take immediate effect. Motion Carried.

18-M-015

Motion by Bierlein, seconded by Kirkpatrick that Airport Zoning Board of Appeals members be paid a per diem of \$50 per meeting plus mileage at the rate established by the county. Motion Carried.

-Commissioner Bierlein would like to review what the per diem rate is for all of the various Boards and Commissions of Tuscola County and place on a future Committee of the Whole meeting.

Old Business -

- Vassar Foundry - Mike Hoagland updated the Board that there is an interested buyer. Commissioner Young has also heard there is a different potential buyer.
- Opioid Lawsuit - No update at this time.
- Caro Dam - Mike Hoagland is still working on and there is a meeting scheduled for January 31, 2018 at 1:00 p.m.

Correspondence/Resolutions -

- Health Department Report.
- Resolution from Wexford County.
- Road Commissioner Minutes.

TUSCOLA COUNTY BOARD OF COMMISSIONERS
June 28, 2018 Minutes
H. H. Purdy Building

Commissioner Bardwell called the meeting of the Board of Commissioners of the County of Tuscola, Michigan, held at the H.H. Purdy Building in the City of Caro, Michigan, on the 28th day of June 2018, to order at 8:00 o'clock a.m. local time.

Prayer – Commissioner Bierlein

Pledge of Allegiance – Commissioner Young

Roll Call – Clerk Fetting

Commissioners Present: District 1 - Thomas Young, District 2 - Thomas Bardwell, District 3 - Kim Vaughan, District 5 – Matthew Bierlein (excused at 9:11 a.m.)

Commissioner Absent: District 4 - Craig Kirkpatrick

Also Present: Mike Hoagland, Clerk Jodi Fetting, Tisha Jones, Mike Miller, Shelly Lutz, Drain Commissioner Bob Mantey, Register John Bishop, Tim McClorey, Steve Anderson, Sandy Nielsen

Adoption of Agenda -

18-M-102

Motion by Bierlein, seconded by Young to adopt the agenda as presented.
Motion Carried.

Action on Previous Meeting Minutes -

18-M-103

Motion by Bierlein, seconded by Young to adopt the meeting minutes from the June 14, 2018 Board and Statutory Finance meetings and the June 25, 2018 Committee of the Whole meeting. Motion Carried.

Brief Public Comment Period for Agenda Items Only - None

Consent Agenda Resolution -

18-M-104

Motion by Bierlein, seconded by Young that the following Consent Agenda Resolution from the June 25, 2018 Committee of the Whole Meeting be adopted.
Motion Carried.

CONSENT AGENDA

Agenda Reference: A

Entity Proposing: COMMITTEE OF THE WHOLE 6/25/18

Description of Matter: Move that the county health insurance coverage be continued with Blue Cross/Blue Shield for the September 1, 2018 to August 31, 2019 period with the Administrative Services Contract. Also, Schedule A which provides further cost and coverage information be authorized for signature.

Agenda Reference: B

Entity Proposing: COMMITTEE OF THE WHOLE 6/25/18

Description of Matter: Move that the county continue to opt out of mental health parity as permitted under the Federal Public Health Service Act and the Controller/Administrator be authorized to sign all necessary documents regarding this matter.

Agenda Reference: C

Entity Proposing: COMMITTEE OF THE WHOLE 6/25/18

Description of Matter: Move that the statistical dashboard as presented at the June 25, 2018 Board of Commissioners meeting be authorized to be sent to the state for compliance with state law to receive full state revenue sharing payments.

Agenda Reference: D

Entity Proposing: COMMITTEE OF THE WHOLE 6/25/18

Description of Matter: Move that for consistency and to achieve a uniform per diem policy effective July 1, 2018 all county boards and commissions will receive a \$50 per meeting per diem except for those boards that have per diems set by state statute. (Current boards/commissions that receive less than the \$50 per diem include: County Planning Commission, County Recycling Committee, Parks and Recreation Commission, Council on Aging, Senior Advisory, Construction Code Board of Appeals and Board of Public Works).

Agenda Reference: E

TUSCOLA COUNTY BOARD OF COMMISSIONERS
PER DIEM PAYMENT POLICY – EFFECTIVE 1-1-17

PURPOSE

A per diem payment is defined as a daily allowance for work performed by a Commissioner as a representative of the Tuscola County Board of Commissioners. when the board is in adjournment. Per Diem payments shall be appropriate for meetings of boards and commissions to which commissioners are assigned.

Commissioners shall be entitled to per diem pay for serving on the following boards and commissions:

- Board of Commissioner committee of the whole meetings
- Michigan Thumb Works
- Human Development Commission
- Tuscola 2020
- Recycling Advisory Committee
- Local Emergency Planning Committee
- MAC Board and MAC Committees
- MAC 7th District Meetings
- NACO Board and NACO Committees
- Great Start Collaborative Council
- Human Services Collaborative Council
- Region 6 Planning Activities
- Board of Health and Environmental Health Hearings
- County Planning Commission
- Economic Development Corporation/Brownfield Redevelopment
- Community Corrections Advisory Board
- Medical Care Facility/DHHS
- Michigan Renewable Energy Collaborative
- MEMS All Hazards
- Cass River Greenways
- Dispatch Authority Board
- County Road Commission
- Board of Public Works
- Senior Services Advisory Council
- Mosquito Control Advisory Committee
- Saginaw Bay Coastal Initiative
- County Parks and Recreation Commission
- Caro DDA/TIFA

- TRIAD
- Behavioral Health Systems
- Annual Farm Bureau Meeting
- Annual Road Commission Meeting
- Prosperity Region meetings

Other per diem payment provisions:

- A maximum of two per diems per day may be charged except for conventions and conferences which are limited to one per day
- If the per diem rate for service on a board or commission is more or less than the county commissioner per diem rate, then the rate of that board or commission shall be used if paid through the County. When possible the per diem shall be charged to the outside entity and not the board of commissioner budget.
- Timely arrival and attendance for the duration of the meeting shall be required for reimbursement of per diems and travel expenses.
- Per diems may be charged for scheduled meetings with staff and elected officials to discuss and prepare information for specific county business.
- Commissioners shall be entitled to per diem pay for special committees or special assignments by the Board Chairperson and/or the Full Board.
- Per diems shall also be paid for scheduled meetings that pertain to the advancement of financial, legislative and policy determination/formation impacting county operations and finances that require substantial time.
- Per diems shall be allowed for scheduled judicial meetings to resolve issues and enhance County co-employer collaboration and cooperation that require substantial time.
- Per diems shall be paid for formal training such as new commissioners training meetings (MSU-e sponsored) attended by current commissioners, emergency preparedness classes, technology oversight, financial planning etc.
- Per diems shall be paid for formal meetings with state and federal officials that require substantial time.

Certain activities are not eligible for per diem payment:

- Per diems are not paid for regular or special county board meetings because the board is in session.

- Per diems are not paid when meeting attendance by Commissioners is by personal choice and not by virtue of appointment.
- Local unit of government district (City, Village and Township) meetings in commissioner districts do not qualify for per diem payment unless their potential issues/decisions have the ability to directly impact the financial resourcefulness of the county such as wind energy, fracking, tourism etc.
- Other commissioner meetings involving social gatherings such as banquets, breakfasts, luncheons, dinners and recognition events or ceremonies which do not involve formal county business or training shall not be eligible for per diem payment unless prior review and approval is obtained by the Board of Commissioners
- Certain media events, such as press conferences, ribbon cutting, ground breakings, radio and television programs as well as similar events where a commissioner is not designated as an official representative of the County or Board of Commissioners shall not receive a per diem payment.

Per Diem and mileage rate:

- As of January 1, 2017, the per diem rate is \$50 per meeting.
- The mileage reimbursement rate will follow the annual rate as established by the Internal Revenue Service. (If travel can be charged to other entities this should be done rather than charging the county.)
- Commissioners shall be entitled to mileage reimbursement for all travel whether for committee meetings or other work involved in serving as a county commissioner including local city, village and township meetings.
- Nothing in this policy shall preclude adjustments of per diem reimbursement rate as deemed appropriate from time to time by the county board of commissioners.
- Commissioners may voluntarily waive per diem and/or travel reimbursement.
- Questions regarding per diem payment will be addressed to the Board Chairperson. Any decisions of the Board Chairperson may be appealed to the Full Board.

**TUSCOLA COUNTY BOARD OF COMMISSIONERS
PER DIEM PAYMENT POLICY – EFFECTIVE 1/1/17**

PURPOSE

A per diem payment is defined as a daily allowance for work performed by a commissioner as a representative of the Tuscola County Board of Commissioners when the board is in adjournment. Per Diem payments shall be appropriate for meetings of boards and commissions to which commissioners are assigned.

Commissioners shall be entitled to per diem pay for serving on the following boards and commissions:

- o Board of Commissioner committee of the whole meetings
- o Michigan Thumb Works
- o Human Development Commission
- o Tuscola 2020
- o Recycling Advisory Committee
- o Local Emergency Planning Committee
- o MAC Board and MAC Committees
- o MAC 7th District Meetings
- o NACO Board and NACO Committees
- o Great Start Collaborative Council
- o Human Services Collaborative Council
- o Region 6 Planning Activities
- o Board of Health and Environmental Health Hearings
- o County Planning Commission
- o Economic Development Corporation/Brownfield Redevelopment
- o Community Corrections Advisory Board
- o Medical Care Facility/DHHS
- o Michigan Renewable Energy Collaborative
- o MEMS All Hazards
- o Cass River Greenways
- o Dispatch Authority Board
- o County Road Commission
- o Board of Public Works
- o Senior Services Advisory Council
- o Mosquito Control Advisory Committee
- o Saginaw Bay Coastal Initiative
- o County Parks and Recreation Commission
- o Caro DDA/TIFA
- o TRIAD

- o Behavioral Health Systems
- o Annual Farm Bureau Meeting
- o Annual Road Commission Meeting
- o Prosperity Region meetings

Other per diem payment provisions:

- A maximum of two per diems per day may be charged except for conventions and conferences which are limited to one per day.
- If the per diem rate for service on a board or commission is more or less than the county commissioner per diem rate, then the rate of that board or commission shall be used if paid through the County. When possible the per diem shall be charged to the outside entity and not the board of commissioner budget.
- Timely arrival and attendance for the duration of the meeting shall be required for reimbursement of per diems and travel expenses.
- Per diems may be charged for scheduled meetings with staff and elected officials to discuss and prepare information for specific county business.
- Commissioners shall be entitled to per diem pay for special committees or special assignments by the Board Chairperson and/or the Full Board.
- Per diems shall also be paid for scheduled meetings that pertain to the advancement of financial, legislative and policy determination/formation impacting county operations and finances that require substantial time.
- Per diems shall be allowed for scheduled judicial meetings to resolve issues and enhance County co-employer collaboration and cooperation that require substantial time.
- Per diems shall be paid for formal training such as new commissioners training meetings (MSU-e sponsored) attended by current commissioners, emergency preparedness classes, technology oversight, financial planning etc.
- Per diems shall be paid for formal meetings with state and federal officials that require substantial time.

Certain activities are not eligible for per diem payment:

- Per diems are not paid for regular or special county board meetings because the board is in session.

- Per diems are not paid when meeting attendance by Commissioners is by personal choice and not by virtue of appointment.
- Local unit of government district (City, Village and Township) meetings in commissioner districts do not qualify for per diem payment unless their potential issues/decisions have the ability to directly impact the financial resourcefulness of the county such as wind energy, fracking, tourism etc.
- Other commissioner meetings involving social gatherings such as banquets, breakfasts, luncheons, dinners and recognition events or ceremonies which do not involve formal county business or training shall not be eligible for per diem payment unless prior review and approval is obtained by the Board of Commissioners
- Certain media events, such as press conferences, ribbon cutting, ground breakings, radio and television programs as well as similar events where a commissioner is not designated as an official representative of the County or Board of Commissioners shall not receive a per diem payment.

Per Diem and mileage rate:

- As of January 1, 2017, the per diem rate is \$50 per meeting.
- The mileage reimbursement rate will follow the annual rate as established by the Internal Revenue Service. (If travel can be charged to other entities this should be done rather than charging the county.)
- Commissioners shall be entitled to mileage reimbursement for ~~all travel whether~~ *remove* ~~for committee meetings or~~ other work involved in serving as a county commissioner including local city, village and township meetings. **Mileage shall not be paid for travel to Full Board or Committee Meetings unless it is taxed.** *add*
- Nothing in this policy shall preclude adjustments of per diem reimbursement rate as deemed appropriate from time to time by the county board of commissioners.
- Commissioners may voluntarily waive per diem and/or travel reimbursement.
- Questions regarding per diem payment will be addressed to the Board Chairperson. Any decisions of the Board Chairperson may be appealed to the Full Board.

TRAVEL/MEAL POLICY
Revised 12/14/17
17-M-217

1. PURPOSE

The purpose of this policy is to establish guidelines to reimburse Tuscola County officials and employees for travel expenses incurred as a result of their official duties at rates established by the Board of Commissioners and in accordance with the specific provisions enumerated herein.

The policy shall apply to all officials and employees who by the nature of their assigned responsibilities, or because of special circumstances, are required by the County to use their privately-owned vehicle for travel and/or perform functions at a location other than their normal work location.

2. POLICY

2.1 Mileage. Mileage will be paid at the rate established by the Board of Commissioners to those officials and employees required to use their privately owned vehicle in conducting County business. The rate may be updated each year based on the Internal Revenue Service rate. The Board may choose to not increase the rate or fully/partially increase the rate to the IRS rate.

2.1.1 When traveling to out-of-county activities, transportation must be shared whenever possible. Economical use of County funds has priority over personal convenience or preference.

2.1.2 All mileage shall be computed from the normal work location to the destination point and return except in the following situations:

2.1.2.1 Mileage will be computed from residence to destination if actual departure is from the residence and if the distance is less than the distance from work location to destination.

2.1.2.2 If the distance is greater from the residence, the employee may still leave from there, but mileage will be calculated from the work location to destination.

2.1.2.3 Under no circumstances is mileage allowed between residence and normal work location.

TRAVEL/MEAL POLICY

- 2.2 Meals. The standard meal rate \$36.00 per day as of 1-1-2018 will be paid except when traveling to these certain metropolitan areas: All of Wayne and Oakland Counties, Ann Arbor, Auburn Hills, Detroit, Grand Rapids, Holland, Mackinac Island, Petoskey Pontiac, South Haven, Traverse City, and Leland. When traveling to these areas the standard meal rate per day as of 1-1-2018 will be paid at \$44.75
- 2.2.1 Official travel, which takes the individual outside the boundaries of Tuscola County during the entire mealtime hours, will render eligibility for a per diem meal allowance, based on when the employee was required to leave and return. Meal allowances are not cumulative from meal to meal or day to day. The Controller's Office shall publish from time to time the approved rates.
- 2.2.2 If all three meals (breakfast, lunch, and dinner) are provided by the conference or training session, then the employee is not eligible for a daily meal reimbursement from the County.
- 2.2.3 Alcoholic beverages are not eligible for reimbursement from the County.
- 2.2.4 Tips are limited to 20% of the total meal cost.
- 2.3 Accommodations. Reimbursement may be made for actual expenditures for overnight accommodations subject to the following restrictions and limitations:
- 2.3.1 Overnight lodging expenses for County business will only be reimbursed if said event is 60 miles or more from the County complex in Caro.
- 2.3.2 Reimbursement is limited to the cost of a single room at prevailing rates for accommodations normally used in business; however:
- 2.3.2.1 Double accommodation may be utilized when appropriate.
- 2.3.2.2 If a "double" is shared with a County Official or Employee, each may claim reimbursement for one-half (1/2) of the rate.
- 2.3.2.3 If the cost of a "double" is shared with a non-county employee, reimbursement may be claimed for the actual expenditure or an amount equal to the rate for a single occupancy accommodation, whichever is less.

TRAVEL/MEAL POLICY

2.4 Budget for Travel Related Expenses. Expenses associated with attendance at meetings, conferences, and seminars shall be requested by the Department Head during the preparation of the annual budget. Routine mileage allowance associated with day-to-day business within the County will be a separate line item.

2.4.1 A written request for all out-of-state travel must be submitted to the Board of Commissioners for review and approval prior to attending.

2.4.2 Travel within the State requiring overnight stay will be allowed subject to approval of the Department Head and to availability of funds within the department budget. No additional funds will be transferred to the travel account after adoption of the budget, unless approved by the County Board of Commissioners.

2.4.3 Travel within the State of Michigan for the purpose of transacting County business, i.e., meeting with State Officials or to discuss common concerns with other governmental officials will be allowed subject to approval of the responsible Department Head or Elected Official and no overnight stay is required.

2.5 **Violation of Policy. If there is any infraction of this policy, no reimbursement of expenses will be allowed.**

2.6 Preparation of the Travel Expense Voucher. The County Travel Expense Voucher must be completed within **30 Days after the conclusion of** the event.

Original receipts must be attached to the travel voucher, copies will not be permitted. The receipt should have an itemized breakdown of all purchases at the dining establishments in order to receive reimbursement.

Department	2019			2019 Turnover Rate	2020			2020 Turnover Rate	2021			2021 Turnover Rate	2022			2022 Turnover Rate
	Resigned	Termed	Retired		Resigned	Termed	Retired		Resigned	Termed	Retired		Resigned	Termed	Retired	
Animal Shelter	1	0	0	33.30%	2	0	0	50.00%	1	0	0	20.00%	3	0	0	60.00%
Buildings & Grounds	0	0	0	0.00%	4	0	0	20.00%	1	0	0	11.10%	1	0	0	11.10%
Clerk	0	0	0	0.00%	0	0	0	0.00%	1	1	1	37.50%	0	0	0	0.00%
Controller	0	0	1	16.70%	0	0	0	0.00%	0	0	0	0.00%	0	0	0	0.00%
Dispatch	1	0	1	15.40%	4	1	0	38.50%	2	0	0	15.40%	2	0	1	30.80%
Drain	0	0	1	33.30%	1	0	0	33.30%	0	0	0	0.00%	0	0	0	0.00%
DWI Court	0	0	0	0.00%	0	0	0	0.00%	1	0	0	50.00%	0	0	0	0.00%
Equalization	0	0	0	0.00%	0	0	0	0.00%	0	0	0	0.00%	0	0	0	0.00%
FOC	1	0	0	7.70%	0	0	0	0.00%	2	2	0	23.10%	0	0	0	0.00%
Info Systems	0	2	0	40.00%	0	0	0	0.00%	0	0	0	0.00%	0	0	0	0.00%
Juvenile Probation	2	1	0	50.00%	1	0	0	16.70%	0	0	0	0.00%	0	0	0	0.00%
Mental Health Court	0	1	0	50.00%	0	0	0	0.00%	0	0	0	0.00%	0	0	0	0.00%
MIDC	0	0	0	0.00%	1	0	0	50.00%	0	0	0	0.00%	1	0	0	50.00%
Mosquito Abate	7	0	0	22.60%	6	0	0	60.00%	5	0	0	61.10%	TBD			
Prosecutor	0	0	0	0.00%	0	0	1	7.70%	0	0	0	0.00%	0	0	0	7.70%
Recycling	0	0	0	0.00%	0	0	0	0.00%	2	0	0	33.30%	1	0	0	16.70%
ROD	0	0	1	20.00%	0	0	0	0.00%	0	0	0	0.00%	1	0	0	20.00%
Corrections	0	1	0	3.30%	0	0	1	3.30%	3	1	0	13.30%	5	0	1	20.00%
Road Patrol	0	1	1	10.00%	3	0	1	20.00%	1	2	1	20.00%	3	0	3	30.00%
Treasurer	0	0	0	0.00%	0	0	1	16.70%	1	0	1	33.30%	0	1	0	16.70%
Unified Court	1	0	1	6.90%	0	1	1	6.90%	2	0	2	13.80%	1	0	0	3.40%
Totals By Year:	13	6	6		22	2	5		22	6	5		18	1	5	

Resigned
Terminated
Retired

2022 Info as of 09-30-2022

October 12, 2022

A meeting was held at the Tuscola County Road Commission's office to discuss the roads within Vanderbilt Park on Wednesday, October 12, 2022 at 10:00 A.M.

Present: Thomas Young, Tuscola County Commissioner
Tim Rumble, Wisner Township Supervisor
Brad Barnes, Wisner Township Trustee
Jack Laurie, TCRC Commissioner
Julie Matuszak, TCRC Commissioner
Brent Dankert, TCRC Acting County Highway Engineer
Will Green, TCRC Operations Engineer
Jason Root, TCRC Superintendent/Operations Manager
Mike Tuckey, TCRC Director of Finance
Roger Mahoney, Spicer Group

Brent Dankert provided an overview and history of the roads in Vanderbilt Park, as well as explaining the survey map drawing completed by the Spicer Group. Dankert further stated that today's meeting should be focused on what the expectations are going forward by the Tuscola County Board of Commissioners and the Wisner Township Board.

Thomas Young reported that the Tuscola County Board of Commissioners have recently purchased the land just south of Vanderbilt Road, which is to be included with Vanderbilt Park with the possibility of moving the road.

Brent Dankert provided two current options:

1. That Bath Road and Vanderbilt Park Road be certified into the Road Commission's road system in order to close the gap between Quanicassee Road and Gilmore Road. The roads would need to be built to the Road Commission's standards, then future improvements and maintenance would be the responsibility of the Tuscola County Road Commission and Wisner Township.
2. That the Tuscola County Board continue their ownership of the roads in Vanderbilt Park, and that improvements and maintenance be completed as it is currently.

Tim Rumble provided a third option that being to abandon Gilmore Road, and that the Tuscola County Board continue to maintain all of the roads within Vanderbilt Park.

A fourth option was provided that a multi-year agreement be entered into between the Road Commission and the County for maintenance, such as grading and plowing of the County owned roads. This would not solve the drainage issue or the condition of the County owned roads.

Jack Laurie explained that it doesn't matter to the Road Commission what the Tuscola County Board and/or the Wisner Township Board decide going forward, but will cooperate with all parties with their decision.

Thomas Young will take the options to the Tuscola County Board of Commissioners at their next Committee of the Whole meeting, and report back with any decisions.

ATTENDANCE

DATE / 0-12-22

TIME / 0:00am

NAME	ORGANIZATION	ADDRESS	TELEPHONE #	EMail/ FAX #
Will Green	TCRC	1733 Meitz Rd.	989-550-3205	wgreen@tuscolaroad.org
Brent Dankert	TCRC	"	989-751-3873	highwayengmeer@tuscolaroad.org
Tom Young	County Comm	125 Lincoln 9 Street Crom	989-528-9016	commissioner
BRAD BARNES	Wis. Trustee	9007 OLD STATER FATLANDS DR.	989-450-6270	ginbab2@yahoo.com
TIM RUMBLE	Wisner Super	5062 GARVER AKRON, MI 48701	989-671-7176	Supervisor. Wisner.Twp@gmail.com
MIKE TUCKER	TCRC Director	Director of Finance		
Julie MATUSZAK	Board Com.		989-553-3311	
JACK LAURIE	TCRC	TCRC	989-665-036	JGLAURIE@gmail.com
Jason Root	TCRC	TCRC	989-551-4939	JROOT@TUSCOLAROAD.ORG
ROGER MANNING	Spicer Group	230 E. Washington St. L. MI 48601	989-921-5527	ROGERM@SPICERGROUP.COM

2023 Equipment/Capital Improvement Budget Request

2023 Equipment/Capital Improvement Budget Request						
Requests			Potential Recommended for Funding			
Department Request		Capital Improvement Requests	Recommended for Funding from Capital Improvement Fund - 483	Recommended for Funding from Equipment/Technology Fund - 244	Recommended for Funding from Special Purpose Fund	Comments
CONTROLLER	Chairs/Desk	\$2,000		\$2,000		Desk/Chairs/File Cabinets
BUILDINGS & GROUNDS	MSU - Entry Door Replacement	\$3,600	\$3,600			MSU Entry door replacement
	MSU - Kitchen Cabinets	\$2,500	\$2,500			MSU Kitchen cabinets
	MSU - Tuckpointing	\$7,000	\$7,000			MSU Tuckpointing
	Adult Probation - Siding	\$35,000	\$35,000			Adult Probation New Siding
	Adult Probation - Window replacement	\$15,000	\$15,000			Adult Probation Window replacement
	Adult Probation - AC Replacement	\$5,000	\$5,000			Adult Probation Conference Room AC Replacement
	Clerk - Walk up window	\$5,000	\$5,000			Install Clerk Walk up window
	Courthouse - Tuckpointing	\$50,000	\$50,000			Courthouse - Tuckpointing
	Jail - Windows	\$325,000	\$325,000			Jail window replacement
	Health Department - Roof	\$205,000	\$205,000			Health Department Roof Replacement
	Health Department - HVAC	\$60,000	\$60,000			Health Department Rooftop HVAC replacement - 3 Units
	DHHS Roof	\$205,000	\$205,000			DHHS Roof Replacement

2023 Equipment/Capital Improvement Budget Request

2023 Equipment/Capital Improvement Budget Request						
Requests			Potential Recommended for Funding			
Department Request		Capital Improvement Requests	Recommended for Funding from Capital Improvement Fund - 483	Recommended for Funding from Equipment/Technology Fund - 244	Recommended for Funding from Special Purpose Fund	Comments
	Jail - HVAC	\$10,000	\$10,000			Jail - 2 new mini-split AC Units
	Dispatch - HVAC	\$140,000	\$140,000			Dispatch - HVAC Replacement
	Purdy Building - Tuckpointing	\$15,000	\$15,000			Tuckpointing/stone repair - Purdy Building
	Courthouse - Window wells	\$10,000	\$10,000			Paint courthouse window wells
	Magistrate/District Court Counter	\$55,000	\$55,000			District Court Clerks Counter/Magistrate Counter Glass Replacement
	Juvenile - Electronic Clock	\$4,500		\$4,500		Install electronic clock in the Juvenile department
IT	Scanners	\$15,000		\$15,000		Clerk - scanners
	Onbase document imaging	\$350,000		\$350,000		Adds paperless workflow to District Court Leverages previous investment in same technology and benefits multiple departments
	Fidlar Vital Records	\$35,000		\$35,000		Fidlar vital records for Clerk
	JAVS	\$6,600		\$6,600		JAVS expansion 2 courts
	Printers	\$2,000		\$2,000		Continued replacement of end of life equipment
	Desktops	\$8,500		\$8,500		Continued replacement of end of life equipment

2023 Equipment/Capital Improvement Budget Request

2023 Equipment/Capital Improvement Budget Request						
Requests			Potential Recommended for Funding			
Department Request		Capital Improvement Requests	Recommended for Funding from Capital Improvement Fund - 483	Recommended for Funding from Equipment/Technology Fund - 244	Recommended for Funding from Special Purpose Fund	Comments
UNIFIED COURT	Desk/Chairs	\$1,000		\$1,000		New Desk Chairs (Magistrate, District Court, and Circuit Court)
	Desk	\$200		\$200		New Desk in TRSC
Total		\$1,572,900	\$1,148,100	\$424,800	\$0	
Total Funded		\$1,572,900				
Total Not Funded						