

**Agenda**  
**Tuscola County Board of Commissioners**  
**Committee of the Whole Monday, October 25, 2021 – 8:00 A.M.**  
**HH Purdy Building - 125 W. Lincoln, Caro, MI**

**Public may participate in the meeting electronically:**

**Join by phone: (US) +1 929-276-1248 PIN: 112 203 398#**  
**Join by Hangouts Meeting ID: [meet.google.com/mih-jntr-jya](https://meet.google.com/mih-jntr-jya)**

**8:00 A.M. Call to Order – Chairperson Bardwell**  
**Roll Call – Clerk Fetting**

**County Updates**

Legislative Update – **Senator Kevin Daley**

**New Business**

1. Air Advantage Agreement with Thumb Electric Cooperative – **Scott Zimmer, President of Air Advantage and Brad Essenmacher, Thumb Electric (See A)**
2. Ambulance Calls/Coverage in Tuscola County – **Phil Petzold, Mobile Medical Response (MMR) (See B)**
3. SAFEbuilt Updates – **Kellie Lindsey and Tim Gardner with SAFEbuilt**
4. Tuscola County Apportionment Report, **Angie Daniels, Equalization Director (See C)**
5. Proposed Resolution Approving the 2020 Apportionment Report **(See D)**
6. 2022 Clean Sweep Grant – **Mike Miller, Building and Grounds/Recycling Director (See E)**
7. Parks & Recreation Commission – Budget Support for Removal of Abandoned Pump House **(See F)**
8. Cohl, Stoker & Toskey, P.C. Engagement Letter and Fee Arrangement **(See G)**
9. Michigan Association of Counties (MAC) American Rescue Plan (ARP) Professional Support Firms

**10:00 a.m. BREAK**

**Old Business**

1. None

## **Finance/Technology**

Committee Leader **Commissioner Young** and Commissioner DuRussel

### **Primary Finance/Technology**

1. 2022 Budget Preparation Updates
  - Review First Draft Budget Narrative (**See H**)
  - General Fund Revenue and Expenditures Committee Review Budget (**See I**)
  - Special Revenue Funds Committee Review Budget (**See J**)
  - All Funds Revenue, Expenditures and Estimated Ending Fund Balances (**See K**)
  - Draft Equipment/Technology and Capital Fund Request (**See L**)

### **On Going and Other Finance and Technology**

#### **Finance**

1. American Rescue Plan Act (ARPA) Ad-Hoc Committee
2. Preparation of Multi-Year Financial Planning
3. Audit Contract for Upcoming Years
4. Cooperative Reimbursement Programs Summary from Prosecutor and Friend of the Court

#### **Technology**

5. GIS Update
6. Increasing On-Line Services/Updating Web Page

## **Building and Grounds**

Committee Leader **Commissioner DuRussel** and Commissioner Grimshaw

### **Primary Building and Grounds**

1. Purdy Building Security Updates

### **On Going and Other Building and Grounds**

1. State Police Water and Annexation
2. IT Department Space Needs
3. Adult Probation Fence

## **Personnel**

Committee Leader **Commissioner Grimshaw** and Commissioner Vaughan

### **Primary Personnel**

1. None

### **On-Going and Other Personnel**

1. Workman's Compensation
2. Michigan Association of Counties (MAC) 7<sup>th</sup> District Meeting Updates
3. Safety Committees – Watch for Grant Opportunities

### **Other Business as Necessary**

1. None

### **On-Going Other Business as Necessary**

1. Animal Control Ordinance

### **Public Comment Period**



A.

October 18, 2021

Thumb Electric Cooperative (TEC) announced today that TEC has entered into a definitive agreement to purchase Air Advantage, a Thumb area Internet Service Provider (ISP) established in 2002. This acquisition will compliment TEC's plans to expand and enhance internet services throughout the Thumb. TEC plans to build and offer Fiber-To-The-Home internet services to its members and the surrounding communities. TEC plans to continue to offer fixed wireless service and upgrade transmission towers.

TEC currently provides electric power to 12,300 businesses and residents in Huron, Sanilac, and Tuscola Counties. In late 2020, TEC participated in and secured \$22.5 million in the Rural Development Opportunities Fund (RDOF) auction to bring high speed fiber internet to the area. In 2021, the TEC Board of Directors authorized a five-year, \$80 million Fiber-To-The-Home construction project. The first phase of the project is scheduled to begin in Tuscola County later this fall.

As TEC planned how to best roll out the new TEC Fiber internet service and speed up the construction schedule, discussions between the two companies began on how to best utilize Air Advantage's existing infrastructure. This led to acquisition discussions between the two companies. TEC and Air Advantage have enjoyed a strong partnership since 2004, and have worked together to bring broadband service to TEC's main office, warehouses, data collection sites, and substations. Dallas Braun, TEC General Manager, said "It became apparent early on in our discussions that on the surface, this appeared to be a great opportunity for TEC, Air Advantage, and the local communities, and six months of due diligence confirmed this. We are excited about the opportunity to have an experienced, talented, professional, and committed ISP workforce from Air Advantage be part of the TEC team as we work to close the digital divide with TEC Fiber."

Scott Zimmer, CEO of Air Advantage said of the transaction, "Air Advantage has worked hard for the past 19 years to bring better broadband to the Thumb, and we are proud of what we've accomplished. This transition will bring faster internet speeds, and the RDOF funds will aid to accelerate the buildout to many areas throughout the Thumb. We know that TEC has a passion for serving Thumb area residents and understands the unique challenges we face in a rural market. It was important to us to find a partner that understood those needs. We strongly believe that TEC is the right group to continue what we started".

Air Advantage has a fiber network of over 600 miles throughout Huron, Tuscola, Sanilac, Bay, and Saginaw Counties. The fiber feeds over 140 towers providing fixed-wireless broadband service throughout the Thumb and surrounding area. The 6,000 fixed-wireless and fiber customers acquired from Air Advantage will jump start TEC Fiber and will bring a well-seasoned team to support the existing and new internet infrastructure.



The recent pandemic has proven that fast, reliable, reasonably priced broadband service is critical to businesses, homes, education, telecommuting, and remote learning. With many Thumb area residents and students unserved or underserved, this acquisition will help close the digital divide that exists throughout the region. Fiber is the fastest, most reliable way to meet the needs of an ever important reliance on the Internet.

The transaction is expected to close following customary regulatory approvals.

#### About Thumb Electric Cooperative:

Thumb Electric is a non-profit cooperative that was incorporated in 1937, and in June of 1938, energized its first lines to bring electric service to many farm homes in the rural area of the Thumb. Prior to that, farmers could only wonder what life would be like as they watched the city residents' standard of living increase from electrification. Today, TEC's electric infrastructure consists of over 2,000 miles of line, 16 substations, and two emergency generating facilities that serve 12,300 member-owners in Huron, Sanilac, and Tuscola Counties. TEC's main office is in Ubley with two warehouse outposts near Caro and one near Ubley, has 33 employees, and is governed by a nine-member Board of Directors.

#### About Air Advantage:

Air Advantage began providing fixed wireless broadband service throughout the Thumb of Michigan in 2002. Air Advantage connected its first customer on July 26, 2002, in Pigeon, Michigan. Since then, Air Advantage has grown by building over 600 miles of fiber optic cable through the Thumb region which feeds over 140 towers that transmit fixed wireless broadband service in seven counties throughout the Thumb and surrounding area.

B.



Tuscola County

Clayette Zechmeister &lt;zclay@tuscolacounty.org&gt;

## Tuscola County Ambulance Coverage

**Renee Francisco** <renee@tuscolacounty.org>  
 To: Clayette Zechmeister <zclay@tuscolacounty.org>

Mon, Oct 18, 2021 at 4:29 PM

Here you go.

Renee

----- Forwarded message -----

From: **Renee Francisco** <renee@tuscolacounty.org>

Date: Thu, Oct 14, 2021 at 3:36 PM

Subject: Fwd: Tuscola County Ambulance Coverage

To: Akron Township Supervisor <akrontownship@yahoo.com>, Akron Township Treasurer <Deana.at@gmail.com>, Akron Village Clerk <hadaways@villageofakron.org>, Akron Village President <villageofakron@airadvantage.net>, Almer Township Clerk <almertownshipclerk@gmail.com>, Almer Township Treasurer <charliewitkovsky@centurytel.net>, Arbela Township Clerk <arbelatownship@hotmail.com>, Arbela Township Supervisor <echunt60@gmail.com>, Cass City Village Clerk/Treasurer <cctreasurer@casscity.org>, Cass City Village Manager <ccmanager@casscity.org>, City of Caro Clerk <rpapp@carocity.net>, City of Caro Mayor <jgreene@carocity.net>, City of Vassar Interim Clerk <mlemcke@cityofvassar.org>, City of Vassar Manager <citymanager@cityofvassar.org>, Columbia Township Clerk <ckolar@airadvantage.net>, Dayton Township Clerk <daytontownshipclerk@gmail.com>, Denmark Township Clerk <clerk@denmarktwp.org>, Denmark Township Supervisor <supervisor@denmarktwp.org>, Elkland Township Clerk <elklandclerk@gmail.com>, Elkland Township Treasurer <cindy.kruse@thumbnational.com>, Ellington Township Clerk <ellingtonclerk@gmail.com>, Ellington Township Supervisor <ellingtonsupervisor@gmail.com>, Ellington Township Treasurer <ellingtontreasurer@gmail.com>, Elmwood Township Clerk <elmwoodclerk@gmail.com>, Elmwood Township Supervisor <cbggraff@echoicemi.com>, Fairgrove Township Clerk <clerk@fairgrovetwp.org>, Fairgrove Township Supervisor <supervisor@fairgrovetwp.org>, Fairgrove Township Treasurer <sarahrosedonovan@yahoo.com>, Fairgrove Village Clerk <villageoffairgrove@gmail.com>, Fremont Township Clerk <clerk@fremonttownship.org>, Fremont Township Supervisor <supervisor@fremonttownship.org>, Fremont Township Treasurer <treasurer@fremonttownship.org>, Gilford Township Supervisor <gilfordtwp@airadvantage.net>, Indianfields Township Clerk <indianfieldstownship@gmail.com>, Indianfields Township Supervisor <abcamp1937@gmail.com>, Juniata Township Supervisor <juniatalisa@juniatatownship.org>, Kingston Township Clerk <kingstontwp@airadv.net>, Kingston Township Supervisor <clippersal@yahoo.com>, Kingston Village Clerk <kingstonclerk@airadvantage.net>, Koylton Township Clerk <koyltontwp.clerk@gmail.com>, Koylton Township Supervisor <cowmankramer@yahoo.com>, Mayville Village Clerk <clerk@villageofmayville.org>, Millington Township Clerk <clerk@millingtontownship.com>, Millington Township Secretary <millingtontownship@millingtontownship.com>, Millington Township Supervisor <supervisor@millingtontownship.com>, Millington Village Clerk <vom\_clerk@millingtonvillage.org>, Novesta Township Clerk <novestatownshipclerk@gmail.com>, Thomas Bardwell <tbardwell@tuscolacounty.org>, Tom Young <tyoung@tuscolacounty.org>, Tuscola Township Clerk <clerk@tuscolatownship.org>, Tuscola Township Supervisor <todfackler@sbcglobal.net>, Unionville Village Clerk <uvilleclerk@airadvantage.net>, Unionville Village President <unionville.prime@outlook.com>, Vassar Township Clerk <clerk@vassartownship.org>, Vassar Township Supervisor <supervisor@vassartownship.org>, Village of Reese Clerk <clerk@villageofreese.us>, Village of Reese Manager <manager@villageofreese.us>, Village of Reese Treasurer <ranneycr@gmail.com>, Watertown Township Clerk <clerk@watertowntownship.org>, Watertown Township Supervisor <dquertermous@gmail.com>, Watertown Township Treasurer <treasurer@watertowntownship.org>, Wells Township Clerk <clerk@wellstwp.org>, Wells Township Supervisor <supervisor@wellstwp.org>, Wells Township Treasurer <treasurer@wellstwp.org>, Wisner Township Clerk <shookpj1@gmail.com>, Wisner Township Supervisor <supervisor.wisner.twp@gmail.com>, Kim Vaughan <kvaughan@tuscolacounty.org>, Doug DuRussel <ddurussel@tuscolacounty.org>, Dan Grimshaw <dgrimshaw@tuscolacounty.org>

Good Afternoon,

Please see the email below and attachment from the Tuscola County Controller/Administrator, Clayette Zechmeister, regarding Ambulance Service in Tuscola County.

Best Regards,

*Renee Francisco*

Financial Coordinator  
Tuscola County Controller's Office  
125 W. Lincoln Street  
Caro, MI 48723  
phone: 989-672-3709

----- Forwarded message -----

From: **Clayette Zechmeister** <zclay@tuscolacounty.org>  
Date: Thu, Oct 14, 2021 at 2:47 PM  
Subject: Tuscola County Ambulance Coverage

Good Afternoon,

It has been brought to the attention of the Tuscola County Board of Commissioners that there are many concerns with ambulance coverage throughout Tuscola County.

The Commissioners received some input from ACW Ambulance and MMR at their Committee of the Whole meeting on October 11, 2021. This topic was further discussed today (Thursday October 14th) at the Full Board meeting. Sandra Nielsen, the Dispatch Director provided the Commissioners with some statistics regarding calls per ambulance service and also the number of times they were logged out of service. (*see attached*)

It would be helpful to hear some feedback from your Township, Village or City regarding any concerns you have and any potential solutions to ensure all citizens are covered with this vital emergency transportation that the ambulance services provide.

We will be discussing this issue further at the next Committee of the Whole meeting scheduled for October 25th, 2021 starting at 8:00 a.m. It will be an in person meeting or you may join via Google Meet at: [meet.google.com/mih-jntr-jya](https://meet.google.com/mih-jntr-jya)  
Or by phone: (US) +1 929-276-1248 PIN: 112 203 398#

Also, feel free to send any information to my email that I can share with the Commissioners.

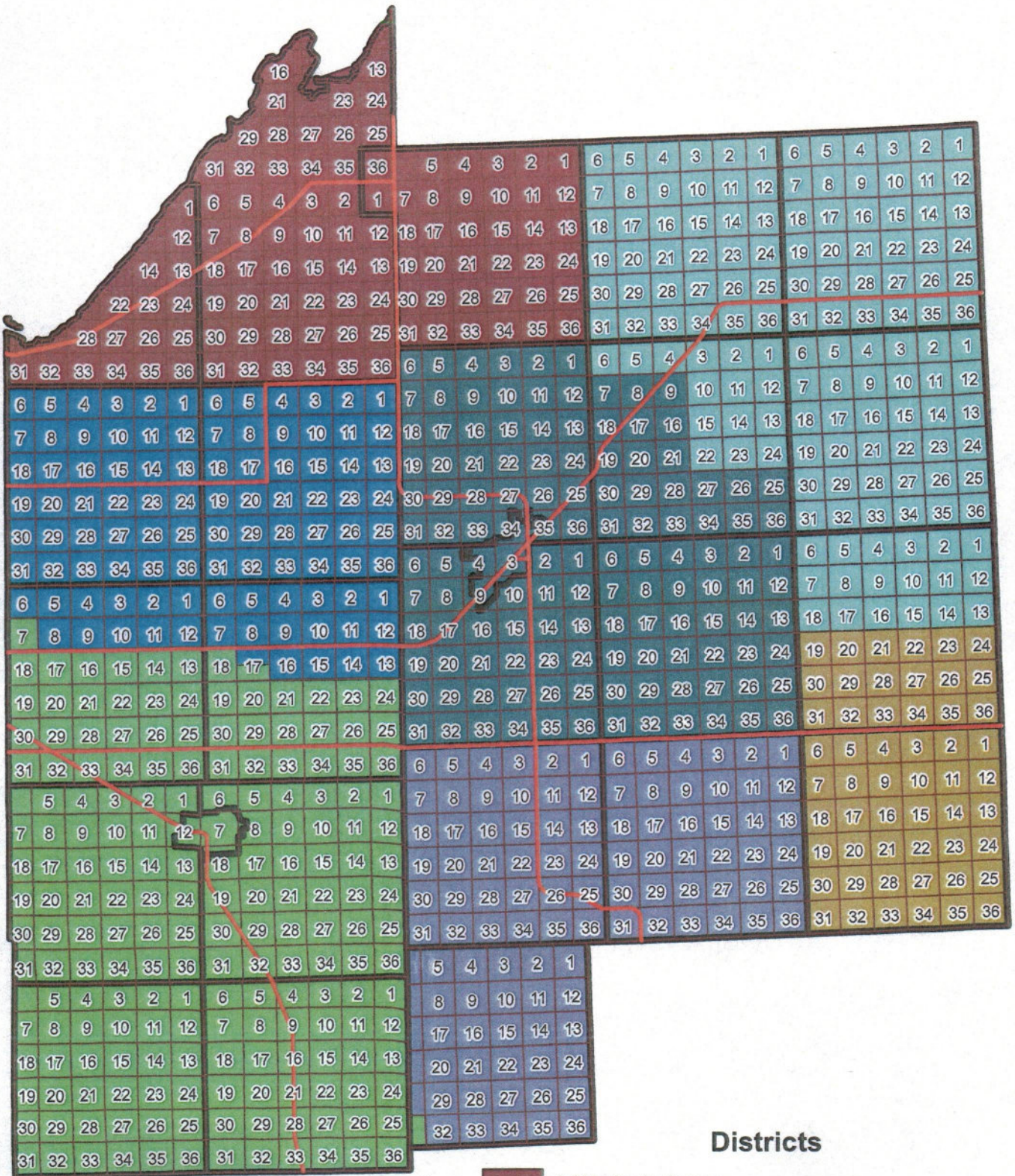
Looking forward to any input you may have,  
Thank you and have a great rest of your day!

--

*Clayette A. Zechmeister*

**Clayette A. Zechmeister**

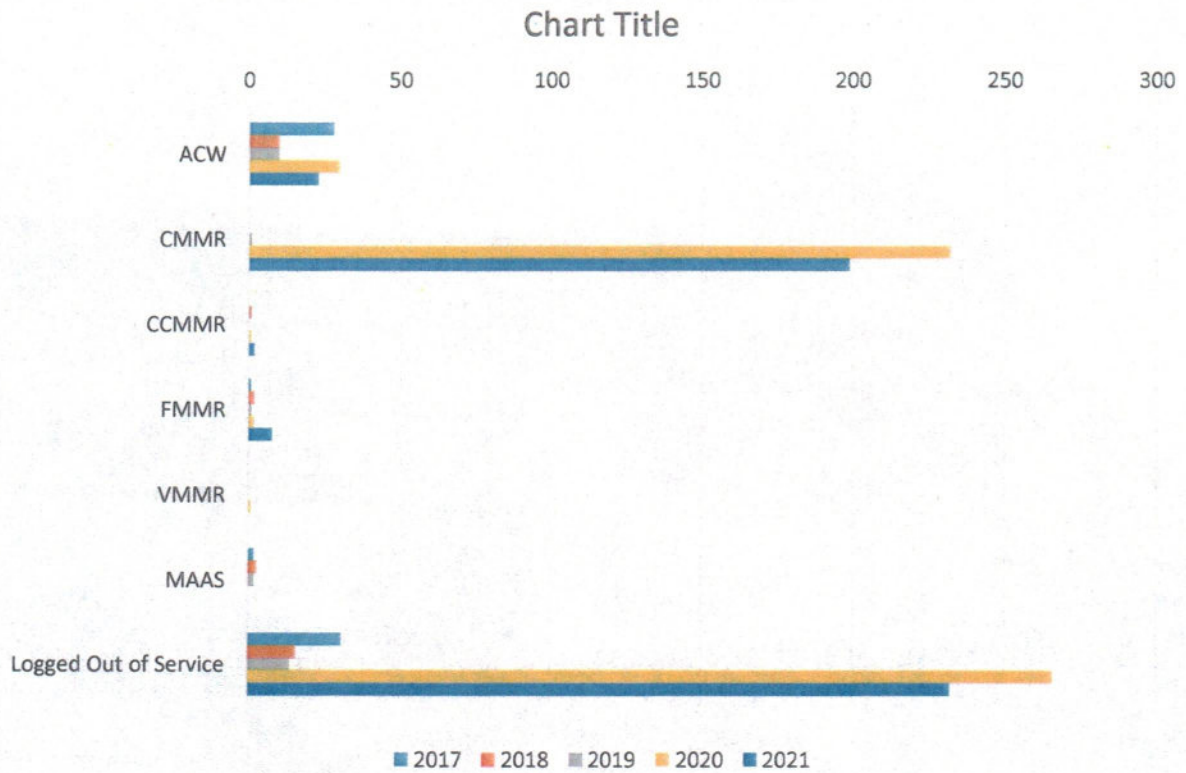
# Tuscola County EMS Districts



## Districts

- ACW Ambulance
- Marlette EMS
- Caro MMR
- Mayville Ambulance
- Cass City MMR
- Vassar MMR
- Fairgrove MMR





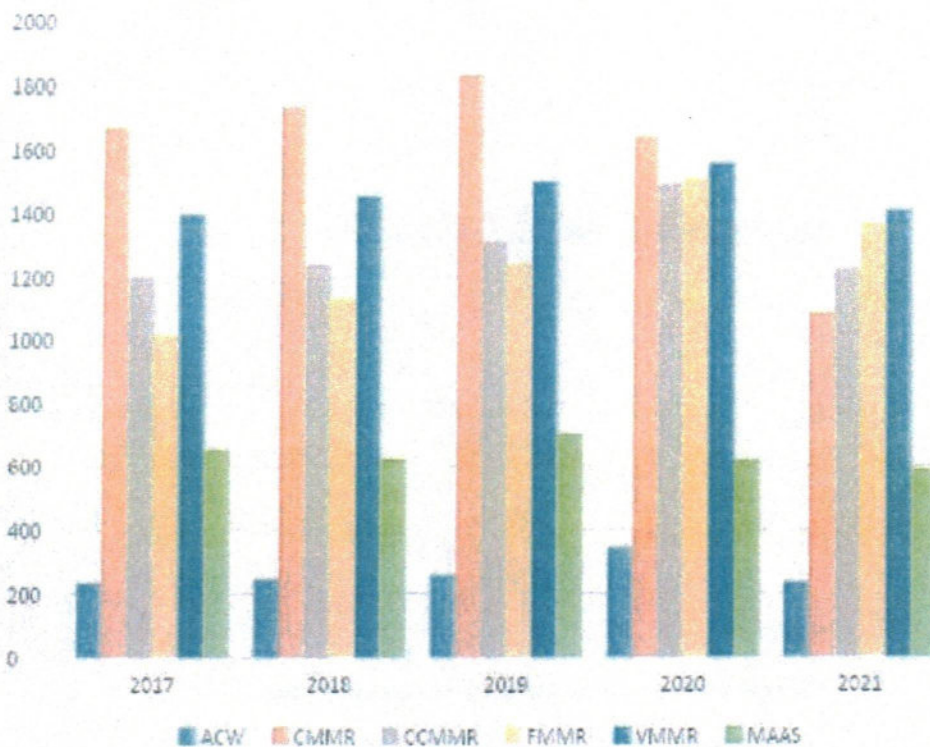
**NUMBER OF TIMES LOGGED OUT OF SERVICE**

	ACW	CMMR	CCMMR	FMMR	VMMR	MAAS	Logged Out of Service
2017	28	0	0	1	0	2	31
2018	10	0	1	2	0	3	16
2019	10	1	0	1	0	2	14
2020	30	232	1	2	1	0	266
2021	23	199	2	8	0	0	232

**Number of hours out of service**

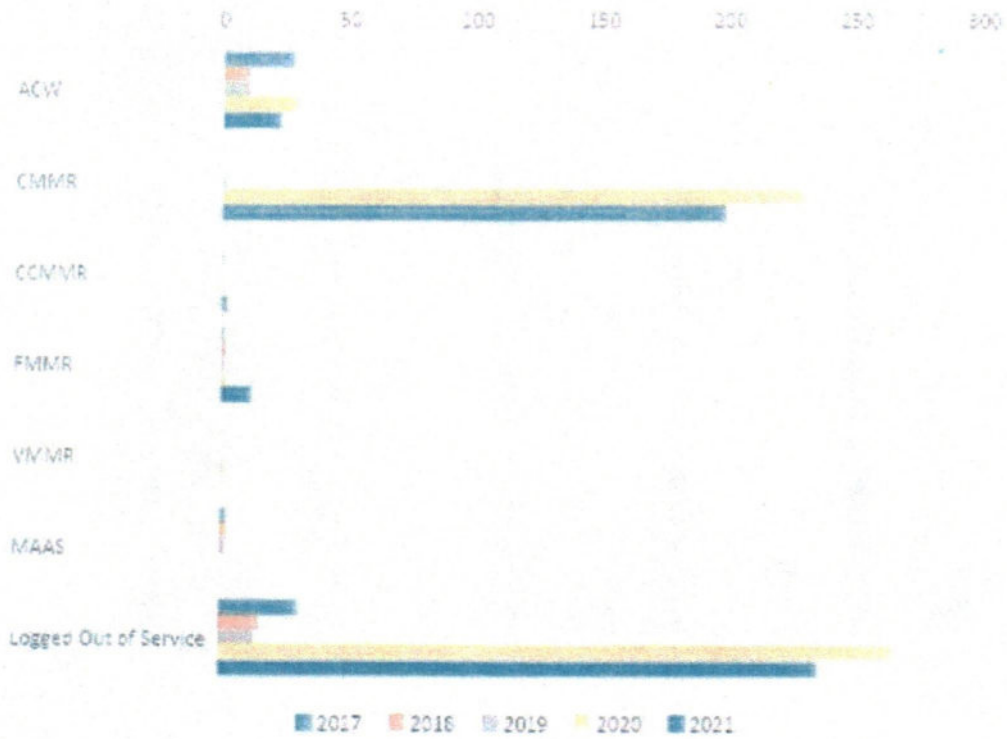
	ACW	CMMR	CCMMR	FMMR	VMMR	MAAS
2017	102.5	0	0	1	0	1
2018	39	0	0.5	1.5	0	4
2019	38	2	0	7	0	1
2020	95.5	2289	1	0.5	0.5	0
2021	69	2190	12	83	0	0

### Dispatched Medical Units



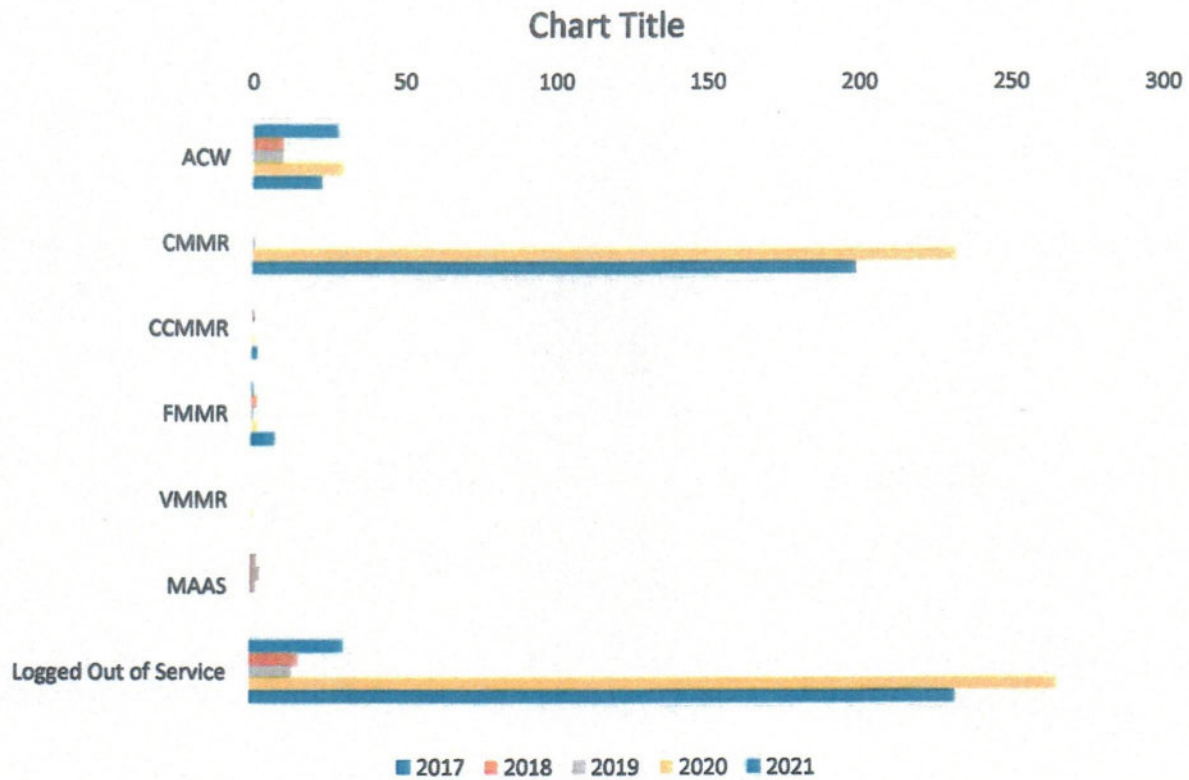
### DISPATCH MEDICAL CALLS BY DEPARTMENT

	ACW	CMMR	CCMMR	FMRR	VMMR	MAAS	Total Units Dispatched
2017	234	1672	1199	1015	1396	653	6169
2018	247	1738	1240	1129	1455	622	6431
2019	260	1834	1309	1241	1501	705	6850
2020	344	1644	1493	1511	1559	618	7169
2021	236	1087	1227	1369	1412	588	5919



**NUMBER OF TIMES LOGGED OUT OF SERVICE**

	ACW	CMMR	CCMMR	FMMR	VMMR	MAAS	Logged Out of Service
2017	28	0	0	1	0	2	31
2018	10	0	1	2	0	3	16
2019	10	1	0	1	0	2	14
2020	30	232	1	2	1	0	266
2021	23	199	2	12	0	0	236



**NUMBER OF TIMES LOGGED OUT OF SERVICE**

	ACW	CMMR	CCMMR	FMMR	VMMR	MAAS	Logged Out of Service
2017	28	0	0	1	0	2	31
2018	10	0	1	2	0	3	16
2019	10	1	0	1	0	2	14
2020	30	232	1	2	1	0	266
2021	23	199	2	8	0	0	232

**Number of hours out of service**

	ACW	CMMR	CCMMR	FMMR	VMMR	MAAS
2017	102.5	0	0	1	0	1
2018	39	0	0.5	1.5	0	4
2019	38	2	0	7	0	1
2020	95.5	2289	1	0.5	0.5	0
2021	69	2190	12	83	0	0

C.

## Tuscola County Equalization

125 W. Lincoln Street Suite 200

Caro, MI 48723

(989) 672-3830

To: Tuscola County Board of Commissioners  
From: Angie Daniels, Equalization Director  
Date: October 19, 2021  
RE: 2021 Apportionment Report

### REQUEST:

The request is for the Board to approve by resolution the Apportionment Report at the October 28, 2021 Regular Board Meeting.

### BACKGROUND:

The Apportionment Report presents the millage rates and tax levies for all governmental units in Tuscola County. The aforementioned amounts are collected from July and December 2021 tax bills.

The County Equalization Department is responsible to see that millage rates are rolled back based upon the Headlee Amendment. After the office has reviewed and confirmed the millage rates, a report is assembled which tabulates the results for each taxing jurisdiction. The amounts in this report reflect collection of dollars based on the 2021 Equalization Report which was passed in April by the County Board of Commissioners. Adjustments from boards of review and various other changes are not included in this report.

The report conveys the following information:

1. Breakdown of the millage rates and tax levies by County, Townships, Cities, Villages, School Districts and Libraries.
2. It also displays the estimated amount to be collected in dollars.

This report will be placed on the Equalization Department's webpage following County Apportionment.



# Apportionment Report

TUSCOLA COUNTY

October 2021

Tuscola County  
2021 Apportionment Report

Table of Contents

Mills Apportioned by the County Board of Commissioners	Page 1
Statement of Taxable Values for Various Taxing Authorities	Page 10
Comparison Charts	Page 14
Ad Valorem Taxes Levied By Government Unit	
Akron Township - <i>Village of Akron</i>	Page 16
Almer Township	Page 17
Arbela Township	Page 18
Columbia Township - <i>Village of Unionville</i>	Page 19
Dayton Township	Page 21
Denmark Township - <i>Village of Reese</i>	Page 22
Elkland Township - <i>Village of Cass City</i>	Page 24
Ellington Township	Page 25
Elmwood Township - <i>Village of Gagetown</i>	Page 26
Fairgrove Township - <i>Village of Akron, Village of Fairgrove</i>	Page 27
Fremont Township - <i>Village of Mayville</i>	Page 29
Gilford Township	Page 30
Indianfields Township	Page 31
Juniata Township	Page 32
Kingston Township - <i>Village of Kingston</i>	Page 33
Koylton Township - <i>Village of Kingston</i>	Page 34
Millington Township - <i>Village of Millington</i>	Page 35
Novesta Township	Page 36
Tuscola Township	Page 37
Vassar Township	Page 38
Watertown Township	Page 39
Wells Township	Page 40
Wisner Township	Page 41
City of Caro	Page 42
City of Vassar	Page 43
Compilation of Overall Estimated Tax Revenue	Page 44

Tuscola County Millage Rates

Government Unit School District & Taxable Status	Total Gov't Unit	Total Village	Total Library	Authority Name	Total Authority	Total County	Total School	I.S.D. Name	Total I.S.D.	SET	Total Annual Levy	Total Summer Levy	Total Winter Levy
<b>Akron Township</b>													
Akron-Fairgrove School District [Non-PRE]	5.2224		0.7916		0.0000	8.3121	20.6500	Tuscola	4.2409	6.0000	45.2170	9.9141	35.3029
Akron-Fairgrove School District [PRE]	5.2224		0.7916		0.0000	8.3121	2.6500		4.2409	6.0000	27.2170	9.9141	17.3029
Akron-Fairgrove School District [Com. Personal]	5.2224		0.7916		0.0000	8.3121	8.6500		4.2409	6.0000	33.2170	9.9141	23.3029
Akron-Fairgrove School District [Ind. Personal]	5.2224		0.7916		0.0000	8.3121	2.6500		4.2409	0.0000	21.2170	3.9141	17.3029
<b>Unionville-Sebewaing School District</b>													
Unionville-Sebewaing School District [Non-PRE]	5.2224		0.0000		0.0000	8.3121	23.7200	Tuscola	4.2409	6.0000	47.4954	9.9141	37.5813
Unionville-Sebewaing School District [PRE]	5.2224		0.0000		0.0000	8.3121	5.7200		4.2409	6.0000	29.4954	9.9141	19.5813
Unionville-Sebewaing School District [Com. Personal]	5.2224		0.0000		0.0000	8.3121	11.7200		4.2409	6.0000	35.4954	9.9141	25.5813
Unionville-Sebewaing School District [Ind. Personal]	5.2224		0.0000		0.0000	8.3121	5.7200		4.2409	0.0000	23.4954	3.9141	19.5813
<b>Almer Charter Township</b>													
Akron-Fairgrove School District [Non-PRE]	3.4430		0.7916	Caro	1.9972	8.3121	20.6500	Tuscola	4.2409	6.0000	45.4348	9.9141	35.5207
Akron-Fairgrove School District [PRE]	3.4430		0.7916	Transit	1.9972	8.3121	2.6500		4.2409	6.0000	27.4348	9.9141	17.5207
Akron-Fairgrove School District [Com. Personal]	3.4430		0.7916	Authority	1.9972	8.3121	8.6500		4.2409	6.0000	33.4348	9.9141	23.5207
Akron-Fairgrove School District [Ind. Personal]	3.4430		0.7916		1.9972	8.3121	2.6500		4.2409	0.0000	21.4348	3.9141	17.5207
<b>Caro School District</b>													
Caro School District [Non-PRE]	3.4430		1.4882	Caro	1.9972	8.3121	23.6428	Tuscola	4.2409	6.0000	49.1242	9.9141	39.2101
Caro School District [PRE]	3.4430		1.4882	Transit	1.9972	8.3121	5.6500		4.2409	6.0000	31.1314	9.9141	21.2173
Caro School District [Com. Personal]	3.4430		1.4882	Authority	1.9972	8.3121	11.6428		4.2409	6.0000	37.1242	9.9141	27.2101
Caro School District [Ind. Personal]	3.4430		1.4882		1.9972	8.3121	5.6500		4.2409	0.0000	25.1314	3.9141	21.2173
<b>Cass City School District</b>													
Cass City School District [Non-PRE]	3.4430		0.0000	Caro	1.9972	8.3121	20.8813	Tuscola	4.2409	6.0000	44.8745	9.9141	34.9604
Cass City School District [PRE]	3.4430		0.0000	Transit	1.9972	8.3121	3.0000		4.2409	6.0000	26.9932	9.9141	17.0791
Cass City School District [Com. Personal]	3.4430		0.0000	Authority	1.9972	8.3121	8.8813		4.2409	6.0000	32.8745	9.9141	22.9604
Cass City School District [Ind. Personal]	3.4430		0.0000		1.9972	8.3121	3.0000		4.2409	0.0000	20.9932	3.9141	17.0791
<b>Arbela Township</b>													
Frankenmuth School District [Non-PRE]	3.8224		0.9641		0.0000	8.3121	22.1800	Saginaw	3.0872	6.0000	44.3658	9.9141	34.4517
Frankenmuth School District [PRE]	3.8224		0.9641		0.0000	8.3121	4.1800		3.0872	6.0000	26.3658	9.9141	16.4517
Frankenmuth School District [Com. Personal]	3.8224		0.9641		0.0000	8.3121	10.1800		3.0872	6.0000	32.3658	9.9141	22.4517
Frankenmuth School District [Ind. Personal]	3.8224		0.9641		0.0000	8.3121	4.1800		3.0872	0.0000	20.3658	3.9141	16.4517
<b>Millington School District</b>													
Millington School District [Non-PRE]	3.8224		0.9641		0.0000	8.3121	20.9459	Tuscola	4.2409	6.0000	44.2854	9.9141	34.3713
Millington School District [PRE]	3.8224		0.9641		0.0000	8.3121	2.9459		4.2409	6.0000	26.2854	9.9141	16.3713
Millington School District [Com. Personal]	3.8224		0.9641		0.0000	8.3121	8.9459		4.2409	6.0000	32.2854	9.9141	22.3713
Millington School District [Ind. Personal]	3.8224		0.9641		0.0000	8.3121	2.9459		4.2409	0.0000	20.2854	3.9141	16.3713
<b>Vassar School District</b>													
Vassar School District [Non-PRE]	3.8224		0.9641		0.0000	8.3121	20.8741	Tuscola	4.2409	6.0000	44.2136	9.9141	34.2995
Vassar School District [PRE]	3.8224		0.9641		0.0000	8.3121	3.0000		4.2409	6.0000	26.3395	9.9141	16.4254
Vassar School District [Com. Personal]	3.8224		0.9641		0.0000	8.3121	8.8741		4.2409	6.0000	32.2136	9.9141	22.2995
Vassar School District [Ind. Personal]	3.8224		0.9641		0.0000	8.3121	3.0000		4.2409	0.0000	20.3395	3.9141	16.4254



Tuscola County Millage Rates

Government Unit School District & Taxable Status	Total Gov't Unit	Total Village	Total Library	Authority Name	Total Authority	Total County	Total School	I.S.D. Name	Total I.S.D.	SET	Total Annual Levy	Total Summer Levy	Total Winter Levy
<b>Columbia Township</b>													
Owendale-Gagetown School District [Non-PRE]	6.3912		0.0000		0.0000	8.3121	20.1300	Huron	4.8886	6.0000	45.7219	9.9141	35.8078
Owendale-Gagetown School District [PRE]	6.3912		0.0000		0.0000	8.3121	2.1300		4.8886	6.0000	27.7219	9.9141	17.8078
Owendale-Gagetown School District [Com. Personal]	6.3912		0.0000		0.0000	8.3121	8.1300		4.8886	6.0000	33.7219	9.9141	23.8078
Owendale-Gagetown School District [Ind. Personal]	6.3912		0.0000		0.0000	8.3121	2.1300		4.8886	0.0000	21.7219	3.9141	17.8078
<b>Akron-Fairgrove School District [Non-PRE]</b>													
Akron-Fairgrove School District [Non-PRE]	6.3912		0.7916		0.0000	8.3121	20.6500	Tuscola	4.2409	6.0000	46.3858	9.9141	36.4717
Akron-Fairgrove School District [PRE]	6.3912		0.7916		0.0000	8.3121	2.6500		4.2409	6.0000	28.3858	9.9141	18.4717
Akron-Fairgrove School District [Com. Personal]	6.3912		0.7916		0.0000	8.3121	8.6500		4.2409	6.0000	34.3858	9.9141	24.4717
Akron-Fairgrove School District [Ind. Personal]	6.3912		0.7916		0.0000	8.3121	2.6500		4.2409	0.0000	22.3858	3.9141	18.4717
<b>Caro School District [Non-PRE]</b>													
Caro School District [Non-PRE]	6.3912		0.0000		0.0000	8.3121	23.6428	Tuscola	4.2409	6.0000	48.5870	9.9141	38.6729
Caro School District [PRE]	6.3912		0.0000		0.0000	8.3121	5.6500		4.2409	6.0000	30.5942	9.9141	20.6801
Caro School District [Com. Personal]	6.3912		0.0000		0.0000	8.3121	11.6428		4.2409	6.0000	36.5870	9.9141	26.6729
Caro School District [Ind. Personal]	6.3912		0.0000		0.0000	8.3121	5.6500		4.2409	0.0000	24.5942	3.9141	20.6801
<b>Cass City School District [Non-PRE]</b>													
Cass City School District [Non-PRE]	6.3912		0.0000		0.0000	8.3121	20.8813	Tuscola	4.2409	6.0000	45.8255	9.9141	35.9114
Cass City School District [PRE]	6.3912		0.0000		0.0000	8.3121	3.0000		4.2409	6.0000	27.9442	9.9141	18.0301
Cass City School District [Com. Personal]	6.3912		0.0000		0.0000	8.3121	8.8813		4.2409	6.0000	33.8255	9.9141	23.9114
Cass City School District [Ind. Personal]	6.3912		0.0000		0.0000	8.3121	3.0000		4.2409	0.0000	21.9442	3.9141	18.0301
<b>Unionville-Sebewaing School District [Non-PRE]</b>													
Unionville-Sebewaing School District [Non-PRE]	6.3912		0.0000		0.0000	8.3121	23.7200	Tuscola	4.2409	6.0000	48.6642	9.9141	38.7501
Unionville-Sebewaing School District [PRE]	6.3912		0.0000		0.0000	8.3121	5.7200		4.2409	6.0000	30.6642	9.9141	20.7501
Unionville-Sebewaing School District [Com. Personal]	6.3912		0.0000		0.0000	8.3121	11.7200		4.2409	6.0000	36.6642	9.9141	26.7501
Unionville-Sebewaing School District [Ind. Personal]	6.3912		0.0000		0.0000	8.3121	5.7200		4.2409	0.0000	24.6642	3.9141	20.7501
<b>Dayton Township</b>													
Kingston School District [Non-PRE]	3.2110		0.7253		0.0000	8.3121	23.1000	Tuscola	4.2409	6.0000	45.5893	9.9141	35.6752
Kingston School District [PRE]	3.2110		0.7253		0.0000	8.3121	5.1000		4.2409	6.0000	27.5893	9.9141	17.6752
Kingston School District [Com. Personal]	3.2110		0.7253		0.0000	8.3121	11.1000		4.2409	6.0000	33.5893	9.9141	23.6752
Kingston School District [Ind. Personal]	3.2110		0.7253		0.0000	8.3121	5.1000		4.2409	0.0000	21.5893	3.9141	17.6752
<b>Mayville School District [Non-PRE]</b>													
Mayville School District [Non-PRE]	3.2110		0.7253		0.0000	8.3121	22.4765	Tuscola	4.2409	6.0000	44.9658	9.9141	35.0517
Mayville School District [PRE]	3.2110		0.7253		0.0000	8.3121	5.4000		4.2409	6.0000	27.8893	9.9141	17.9752
Mayville School District [Com. Personal]	3.2110		0.7253		0.0000	8.3121	10.4765		4.2409	6.0000	32.9658	9.9141	23.0517
Mayville School District [Ind. Personal]	3.2110		0.7253		0.0000	8.3121	5.4000		4.2409	0.0000	21.8893	3.9141	17.9752

Tuscola County Millage Rates

Government Unit School District & Taxable Status	Total Gov't Unit	Total Village	Total Library	Authority Name	Total Authority	Total County	Total School	I.S.D. Name	Total I.S.D.	SET	Total Annual Levy	Total Summer Levy	Total Winter Levy
<b>Denmark Township</b>													
Frankenmuth School District [Non-PRE]	3.4518		0.9965		0.0000	8.3121	22.1800	Saginaw	3.0872	6.0000	44.0276	9.9141	34.1135
Frankenmuth School District [PRE]	3.4518		0.9965		0.0000	8.3121	4.1800		3.0872	6.0000	26.0276	9.9141	16.1135
Frankenmuth School District [Com. Personal]	3.4518		0.9965		0.0000	8.3121	10.1800		3.0872	6.0000	32.0276	9.9141	22.1135
Frankenmuth School District [Ind. Personal]	3.4518		0.9965		0.0000	8.3121	4.1800		3.0872	0.0000	20.0276	3.9141	16.1135
<b>Reese School District</b>													
Reese School District [Non-PRE]	3.4518		0.9965		0.0000	8.3121	21.9000	Tuscola	4.2409	6.0000	44.9013	9.9141	34.9872
Reese School District [PRE]	3.4518		0.9965		0.0000	8.3121	3.9000		4.2409	6.0000	26.9013	9.9141	16.9872
Reese School District [Com. Personal]	3.4518		0.9965		0.0000	8.3121	9.9000		4.2409	6.0000	32.9013	9.9141	22.9872
Reese School District [Ind. Personal]	3.4518		0.9965		0.0000	8.3121	3.9000		4.2409	0.0000	20.9013	3.9141	16.9872
<b>Vassar School District</b>													
Vassar School District [Non-PRE]	3.4518		0.9965		0.0000	8.3121	20.8741	Tuscola	4.2409	6.0000	43.8754	9.9141	33.9613
Vassar School District [PRE]	3.4518		0.9965		0.0000	8.3121	3.0000		4.2409	6.0000	26.0013	9.9141	16.0872
Vassar School District [Com. Personal]	3.4518		0.9965		0.0000	8.3121	8.8741		4.2409	6.0000	31.8754	9.9141	21.9613
Vassar School District [Ind. Personal]	3.4518		0.9965		0.0000	8.3121	3.0000		4.2409	0.0000	20.0013	3.9141	16.0872
<b>Elkland Township</b>													
Owendale-Gagetown School District [Non-PRE]	3.6374		1.0942		0.0000	8.3121	20.1300	Huron	4.8886	6.0000	44.0623	9.9141	34.1482
Owendale-Gagetown School District [PRE]	3.6374		1.0942		0.0000	8.3121	2.1300		4.8886	6.0000	26.0623	9.9141	16.1482
Owendale-Gagetown School District [Com. Personal]	3.6374		1.0942		0.0000	8.3121	8.1300		4.8886	6.0000	32.0623	9.9141	22.1482
Owendale-Gagetown School District [Ind. Personal]	3.6374		1.0942		0.0000	8.3121	2.1300		4.8886	0.0000	20.0623	3.9141	16.1482
<b>Cass City School District</b>													
Cass City School District [Non-PRE]	3.6374		1.0942		0.0000	8.3121	20.8813	Tuscola	4.2409	6.0000	44.1659	9.9141	34.2518
Cass City School District [PRE]	3.6374		1.0942		0.0000	8.3121	3.0000		4.2409	6.0000	26.2846	9.9141	16.3705
Cass City School District [Com. Personal]	3.6374		1.0942		0.0000	8.3121	8.8813		4.2409	6.0000	32.1659	9.9141	22.2518
Cass City School District [Ind. Personal]	3.6374		1.0942		0.0000	8.3121	3.0000		4.2409	0.0000	20.2846	3.9141	16.3705
<b>Ellington Township</b>													
Caro School District [Non-PRE]	4.7563		1.4882		0.0000	8.3121	23.6428	Tuscola	4.2409	6.0000	48.4403	9.9141	38.5262
Caro School District [PRE]	4.7563		1.4882		0.0000	8.3121	5.6500		4.2409	6.0000	30.4475	9.9141	20.5334
Caro School District [Com. Personal]	4.7563		1.4882		0.0000	8.3121	11.6428		4.2409	6.0000	36.4403	9.9141	26.5262
Caro School District [Ind. Personal]	4.7563		1.4882		0.0000	8.3121	5.6500		4.2409	0.0000	24.4475	3.9141	20.5334
<b>Cass City School District</b>													
Cass City School District [Non-PRE]	4.7563		0.0000		0.0000	8.3121	20.8813	Tuscola	4.2409	6.0000	44.1906	9.9141	34.2765
Cass City School District [PRE]	4.7563		0.0000		0.0000	8.3121	3.0000		4.2409	6.0000	26.3093	9.9141	16.3952
Cass City School District [Com. Personal]	4.7563		0.0000		0.0000	8.3121	8.8813		4.2409	6.0000	32.1906	9.9141	22.2765
Cass City School District [Ind. Personal]	4.7563		0.0000		0.0000	8.3121	3.0000		4.2409	0.0000	20.3093	3.9141	16.3952
<b>Elmwood Township</b>													
Owendale-Gagetown School District [Non-PRE]	5.2705		1.0942		0.0000	8.3121	20.1300	Huron	4.8886	6.0000	45.6954	9.9141	35.7813
Owendale-Gagetown School District [PRE]	5.2705		1.0942		0.0000	8.3121	2.1300		4.8886	6.0000	27.6954	9.9141	17.7813
Owendale-Gagetown School District [Com. Personal]	5.2705		1.0942		0.0000	8.3121	8.1300		4.8886	6.0000	33.6954	9.9141	23.7813
Owendale-Gagetown School District [Ind. Personal]	5.2705		1.0942		0.0000	8.3121	2.1300		4.8886	0.0000	21.6954	3.9141	17.7813
<b>Cass City School District</b>													
Cass City School District [Non-PRE]	5.2705		1.0942		0.0000	8.3121	20.8813	Tuscola	4.2409	6.0000	45.7990	9.9141	35.8849
Cass City School District [PRE]	5.2705		1.0942		0.0000	8.3121	3.0000		4.2409	6.0000	27.9177	9.9141	18.0036
Cass City School District [Com. Personal]	5.2705		1.0942		0.0000	8.3121	8.8813		4.2409	6.0000	33.7990	9.9141	23.8849
Cass City School District [Ind. Personal]	5.2705		1.0942		0.0000	8.3121	3.0000		4.2409	0.0000	21.9177	3.9141	18.0036

Tuscola County Millage Rates

Government Unit School District & Taxable Status	Total Gov't Unit	Total Village	Total Library	Authority Name	Total Authority	Total County	Total School	I.S.D. Name	Total I.S.D.	SET	Total Annual Levy	Total Summer Levy	Total Winter Levy
<b>Fairgrove Township</b>													
Akron-Fairgrove School District [Non-PRE]	5.1263		0.7916		0.0000	8.3121	20.6500	Tuscola	4.2409	6.0000	45.1209	9.9141	35.2068
Akron-Fairgrove School District [PRE]	5.1263		0.7916		0.0000	8.3121	2.6500		4.2409	6.0000	27.1209	9.9141	17.2068
Akron-Fairgrove School District [Com. Personal]	5.1263		0.7916		0.0000	8.3121	8.6500		4.2409	6.0000	33.1209	9.9141	23.2068
Akron-Fairgrove School District [Ind. Personal]	5.1263		0.7916		0.0000	8.3121	2.6500		4.2409	0.0000	21.1209	3.9141	17.2068
<b>Caro School District [Non-PRE]</b>													
Caro School District [PRE]	5.1263		0.0000		0.0000	8.3121	23.6428	Tuscola	4.2409	6.0000	47.3221	9.9141	37.4080
Caro School District [Com. Personal]	5.1263		0.0000		0.0000	8.3121	11.6428		4.2409	6.0000	29.3293	9.9141	19.4152
Caro School District [Ind. Personal]	5.1263		0.0000		0.0000	8.3121	5.6500		4.2409	0.0000	35.3221	9.9141	25.4080
Caro School District [Ind. Personal]	5.1263		0.0000		0.0000	8.3121	5.6500		4.2409	0.0000	23.3293	3.9141	19.4152
<b>Reese School District [Non-PRE]</b>													
Reese School District [PRE]	5.1263		0.0000		0.0000	8.3121	21.9000	Tuscola	4.2409	6.0000	45.5793	9.9141	35.6652
Reese School District [Com. Personal]	5.1263		0.0000		0.0000	8.3121	3.9000		4.2409	6.0000	27.5793	9.9141	17.6652
Reese School District [Com. Personal]	5.1263		0.0000		0.0000	8.3121	9.9000		4.2409	6.0000	33.5793	9.9141	23.6652
Reese School District [Ind. Personal]	5.1263		0.0000		0.0000	8.3121	3.9000		4.2409	0.0000	21.5793	3.9141	17.6652
<b>Fremont Township</b>													
Caro School District [Non-PRE]	1.3326		0.7253		0.0000	8.3121	23.6428	Tuscola	4.2409	6.0000	44.2537	9.9141	34.3396
Caro School District [PRE]	1.3326		0.7253		0.0000	8.3121	5.6500		4.2409	6.0000	26.2609	9.9141	16.3468
Caro School District [Com. Personal]	1.3326		0.7253		0.0000	8.3121	11.6428		4.2409	6.0000	32.2537	9.9141	22.3396
Caro School District [Ind. Personal]	1.3326		0.7253		0.0000	8.3121	5.6500		4.2409	0.0000	20.2609	3.9141	16.3468
<b>Mayville School District [Non-PRE]</b>													
Mayville School District [PRE]	1.3326		0.7253		0.0000	8.3121	22.4765	Tuscola	4.2409	6.0000	43.0874	9.9141	33.1733
Mayville School District [Com. Personal]	1.3326		0.7253		0.0000	8.3121	5.4000		4.2409	6.0000	26.0109	9.9141	16.0968
Mayville School District [Com. Personal]	1.3326		0.7253		0.0000	8.3121	10.4765		4.2409	6.0000	31.0874	9.9141	21.1733
Mayville School District [Ind. Personal]	1.3326		0.7253		0.0000	8.3121	5.4000		4.2409	0.0000	20.0109	3.9141	16.0968
<b>Gilford Township</b>													
Akron-Fairgrove School District [Non-PRE]	4.3553		0.7916		0.0000	8.3121	20.6500	Tuscola	4.2409	6.0000	44.3499	9.9141	34.4358
Akron-Fairgrove School District [PRE]	4.3553		0.7916		0.0000	8.3121	2.6500		4.2409	6.0000	26.3499	9.9141	16.4358
Akron-Fairgrove School District [Com. Personal]	4.3553		0.7916		0.0000	8.3121	8.6500		4.2409	6.0000	32.3499	9.9141	22.4358
Akron-Fairgrove School District [Ind. Personal]	4.3553		0.7916		0.0000	8.3121	2.6500		4.2409	0.0000	20.3499	3.9141	16.4358
<b>Reese School District [Non-PRE]</b>													
Reese School District [PRE]	4.3553		0.9965		0.0000	8.3121	21.9000	Tuscola	4.2409	6.0000	45.8048	9.9141	35.8907
Reese School District [PRE]	4.3553		0.9965		0.0000	8.3121	3.9000		4.2409	6.0000	27.8048	9.9141	17.8907
Reese School District [Com. Personal]	4.3553		0.9965		0.0000	8.3121	9.9000		4.2409	6.0000	33.8048	9.9141	23.8907
Reese School District [Ind. Personal]	4.3553		0.9965		0.0000	8.3121	3.9000		4.2409	0.0000	21.8048	3.9141	17.8907
<b>Indianfields Township</b>													
Caro School District [Non-PRE]	4.3582		1.4882	Caro	1.9972	8.3121	23.6428	Tuscola	4.2409	6.0000	50.0394	9.9141	40.1253
Caro School District [PRE]	4.3582		1.4882	Transit	1.9972	8.3121	5.6500		4.2409	6.0000	32.0466	9.9141	22.1325
Caro School District [Com. Personal]	4.3582		1.4882	Authority	1.9972	8.3121	11.6428		4.2409	6.0000	38.0394	9.9141	28.1253
Caro School District [Ind. Personal]	4.3582		1.4882		1.9972	8.3121	5.6500		4.2409	0.0000	26.0466	3.9141	22.1325

Tuscola County Millage Rates

Government Unit School District & Taxable Status	Total Gov't Unit	Total Village	Total Library	Authority Name	Total Authority	Total County	Total School	I.S.D. Name	Total I.S.D.	SET	Total Annual Levy	Total Summer Levy	Total Winter Levy
<b>Juniata Township</b>													
Akron-Fairgrove School District [Non-PRE]	4.4319		1.2500		0.0000	8.3121	20.6500	Tuscola	4.2409	6.0000	44.8849	9.9141	34.9708
Akron-Fairgrove School District [PRE]	4.4319		1.2500		0.0000	8.3121	2.6500		4.2409	6.0000	26.8849	9.9141	16.9708
Akron-Fairgrove School District [Com. Personal]	4.4319		1.2500		0.0000	8.3121	8.6500		4.2409	6.0000	32.8849	9.9141	22.9708
Akron-Fairgrove School District [Ind. Personal]	4.4319		1.2500		0.0000	8.3121	2.6500		4.2409	0.0000	20.8849	3.9141	16.9708
<b>Caro School District [Non-PRE]</b>													
Caro School District [PRE]	4.4319		1.4882		0.0000	8.3121	23.6428	Tuscola	4.2409	6.0000	48.1159	9.9141	38.2018
Caro School District [Com. Personal]	4.4319		1.4882		0.0000	8.3121	5.6500		4.2409	6.0000	30.1231	9.9141	20.2090
Caro School District [Ind. Personal]	4.4319		1.4882		0.0000	8.3121	11.6428		4.2409	6.0000	36.1159	9.9141	26.2018
Caro School District [Ind. Personal]	4.4319		1.4882		0.0000	8.3121	5.6500		4.2409	0.0000	24.1231	3.9141	20.2090
<b>Reese School District [Non-PRE]</b>													
Reese School District [PRE]	4.4319		1.2500		0.0000	8.3121	21.9000	Tuscola	4.2409	6.0000	46.1349	9.9141	36.2208
Reese School District [Com. Personal]	4.4319		1.2500		0.0000	8.3121	3.9000		4.2409	6.0000	28.1349	9.9141	18.2208
Reese School District [Ind. Personal]	4.4319		1.2500		0.0000	8.3121	9.9000		4.2409	6.0000	34.1349	9.9141	24.2208
Reese School District [Ind. Personal]	4.4319		1.2500		0.0000	8.3121	3.9000		4.2409	0.0000	22.1349	3.9141	18.2208
<b>Vassar School District [Non-PRE]</b>													
Vassar School District [PRE]	4.4319		1.2500		0.0000	8.3121	20.8741	Tuscola	4.2409	6.0000	45.1090	9.9141	35.1949
Vassar School District [Com. Personal]	4.4319		1.2500		0.0000	8.3121	3.0000		4.2409	6.0000	27.2349	9.9141	17.3208
Vassar School District [Ind. Personal]	4.4319		1.2500		0.0000	8.3121	8.8741		4.2409	6.0000	33.1090	9.9141	23.1949
Vassar School District [Ind. Personal]	4.4319		1.2500		0.0000	8.3121	3.0000		4.2409	0.0000	21.2349	3.9141	17.3208
<b>Kingston Township</b>													
Marlette School District [Non-PRE]	3.3203		0.0000		0.0000	8.3121	19.4000	Sanilac	2.5551	6.0000	39.5875	9.9141	29.6734
Marlette School District [PRE]	3.3203		0.0000		0.0000	8.3121	1.4000		2.5551	6.0000	21.5875	9.9141	11.6734
Marlette School District [Com. Personal]	3.3203		0.0000		0.0000	8.3121	7.4000		2.5551	6.0000	27.5875	9.9141	17.6734
Marlette School District [Ind. Personal]	3.3203		0.0000		0.0000	8.3121	1.4000		2.5551	0.0000	15.5875	3.9141	11.6734
<b>Cass City School District [Non-PRE]</b>													
Cass City School District [PRE]	3.3203		0.0000		0.0000	8.3121	20.8813	Tuscola	4.2409	6.0000	42.7546	9.9141	32.8405
Cass City School District [Com. Personal]	3.3203		0.0000		0.0000	8.3121	3.0000		4.2409	6.0000	24.8733	9.9141	14.9592
Cass City School District [Ind. Personal]	3.3203		0.0000		0.0000	8.3121	8.8813		4.2409	6.0000	30.7546	9.9141	20.8405
Cass City School District [Ind. Personal]	3.3203		0.0000		0.0000	8.3121	3.0000		4.2409	0.0000	18.8733	3.9141	14.9592
<b>Kingston School District [Non-PRE]</b>													
Kingston School District [PRE]	3.3203		0.0000		0.0000	8.3121	23.1000	Tuscola	4.2409	6.0000	44.9733	9.9141	35.0592
Kingston School District [Com. Personal]	3.3203		0.0000		0.0000	8.3121	5.1000		4.2409	6.0000	26.9733	9.9141	17.0592
Kingston School District [Ind. Personal]	3.3203		0.0000		0.0000	8.3121	11.1000		4.2409	6.0000	32.9733	9.9141	23.0592
Kingston School District [Ind. Personal]	3.3203		0.0000		0.0000	8.3121	5.1000		4.2409	0.0000	20.9733	3.9141	17.0592
<b>Koylton Township</b>													
Marlette School District [Non-PRE]	5.1165		0.0000		0.0000	8.3121	19.4000	Sanilac	2.5551	6.0000	41.3837	9.9141	31.4696
Marlette School District [PRE]	5.1165		0.0000		0.0000	8.3121	1.4000		2.5551	6.0000	23.3837	9.9141	13.4696
Marlette School District [Com. Personal]	5.1165		0.0000		0.0000	8.3121	7.4000		2.5551	6.0000	29.3837	9.9141	19.4696
Marlette School District [Ind. Personal]	5.1165		0.0000		0.0000	8.3121	1.4000		2.5551	0.0000	17.3837	3.9141	13.4696
<b>Kingston School District [Non-PRE]</b>													
Kingston School District [PRE]	5.1165		0.0000		0.0000	8.3121	23.1000	Tuscola	4.2409	6.0000	46.7695	9.9141	36.8554
Kingston School District [Com. Personal]	5.1165		0.0000		0.0000	8.3121	5.1000		4.2409	6.0000	28.7695	9.9141	18.8554
Kingston School District [Ind. Personal]	5.1165		0.0000		0.0000	8.3121	11.1000		4.2409	6.0000	34.7695	9.9141	24.8554
Kingston School District [Ind. Personal]	5.1165		0.0000		0.0000	8.3121	5.1000		4.2409	0.0000	22.7695	3.9141	18.8554

Tuscola County Millage Rates

Government Unit School District & Taxable Status	Total Gov't Unit	Total Village	Total Library	Authority Name	Total Authority	Total County	Total School	I.S.D. Name	Total I.S.D.	SET	Total Annual Levy	Total Summer Levy	Total Winter Levy
<b>Millington Township</b>													
Millington School District [Non-PRE]	2.4342		0.9641		0.0000	8.3121	20.9459	Tuscola	4.2409	6.0000	42.8972	9.9141	32.9831
Millington School District [PRE]	2.4342		0.9641		0.0000	8.3121	2.9459		4.2409	6.0000	24.8972	9.9141	14.9831
Millington School District [Com. Personal]	2.4342		0.9641		0.0000	8.3121	8.9459		4.2409	6.0000	30.8972	9.9141	20.9831
Millington School District [Ind. Personal]	2.4342		0.9641		0.0000	8.3121	2.9459		4.2409	0.0000	18.8972	3.9141	14.9831
<b>Novesta Township</b>													
Cass City School District [Non-PRE]	4.3038		1.0942		0.0000	8.3121	20.8813	Tuscola	4.2409	6.0000	44.8323	9.9141	34.9182
Cass City School District [PRE]	4.3038		1.0942		0.0000	8.3121	3.0000		4.2409	6.0000	26.9510	9.9141	17.0369
Cass City School District [Com. Personal]	4.3038		1.0942		0.0000	8.3121	8.8813		4.2409	6.0000	32.8323	9.9141	22.9182
Cass City School District [Ind. Personal]	4.3038		1.0942		0.0000	8.3121	3.0000		4.2409	0.0000	20.9510	3.9141	17.0369
<b>Tuscola Township</b>													
Frankenmuth School District [Non-PRE]	1.5265		1.2500		0.0000	8.3121	22.1800	Saginaw	3.0872	6.0000	42.3558	9.9141	32.4417
Frankenmuth School District [PRE]	1.5265		1.2500		0.0000	8.3121	4.1800		3.0872	6.0000	24.3558	9.9141	14.4417
Frankenmuth School District [Com. Personal]	1.5265		1.2500		0.0000	8.3121	10.1800		3.0872	6.0000	30.3558	9.9141	20.4417
Frankenmuth School District [Ind. Personal]	1.5265		1.2500		0.0000	8.3121	4.1800		3.0872	0.0000	18.3558	3.9141	14.4417
Millington School District [Non-PRE]	1.5265		1.2500		0.0000	8.3121	20.9459	Tuscola	4.2409	6.0000	42.2754	9.9141	32.3613
Millington School District [PRE]	1.5265		1.2500		0.0000	8.3121	2.9459		4.2409	6.0000	24.2754	9.9141	14.3613
Millington School District [Com. Personal]	1.5265		1.2500		0.0000	8.3121	8.9459		4.2409	6.0000	30.2754	9.9141	20.3613
Millington School District [Ind. Personal]	1.5265		1.2500		0.0000	8.3121	2.9459		4.2409	0.0000	18.2754	3.9141	14.3613
Vassar School District [Non-PRE]	1.5265		1.2500		0.0000	8.3121	20.8741	Tuscola	4.2409	6.0000	42.2036	9.9141	32.2895
Vassar School District [PRE]	1.5265		1.2500		0.0000	8.3121	3.0000		4.2409	6.0000	24.3295	9.9141	14.4154
Vassar School District [Com. Personal]	1.5265		1.2500		0.0000	8.3121	8.8741		4.2409	6.0000	30.2036	9.9141	20.2895
Vassar School District [Ind. Personal]	1.5265		1.2500		0.0000	8.3121	3.0000		4.2409	0.0000	18.3295	3.9141	14.4154
<b>Vassar Township</b>													
Mayville School District [Non-PRE]	1.0000		1.2500		0.0000	8.3121	22.4765	Tuscola	4.2409	6.0000	43.2795	9.9141	33.3654
Mayville School District [PRE]	1.0000		1.2500		0.0000	8.3121	5.4000		4.2409	6.0000	26.2030	9.9141	16.2889
Mayville School District [Com. Personal]	1.0000		1.2500		0.0000	8.3121	10.4765		4.2409	6.0000	31.2795	9.9141	21.3654
Mayville School District [Ind. Personal]	1.0000		1.2500		0.0000	8.3121	5.4000		4.2409	0.0000	20.2030	3.9141	16.2889
Millington School District [Non-PRE]	1.0000		1.2500		0.0000	8.3121	20.9459	Tuscola	4.2409	6.0000	41.7489	9.9141	31.8348
Millington School District [PRE]	1.0000		1.2500		0.0000	8.3121	2.9459		4.2409	6.0000	23.7489	9.9141	13.8348
Millington School District [Com. Personal]	1.0000		1.2500		0.0000	8.3121	8.9459		4.2409	6.0000	29.7489	9.9141	19.8348
Millington School District [Ind. Personal]	1.0000		1.2500		0.0000	8.3121	2.9459		4.2409	0.0000	17.7489	3.9141	13.8348
Vassar School District [Non-PRE]	1.0000		1.2500		0.0000	8.3121	20.8741	Tuscola	4.2409	6.0000	41.6771	9.9141	31.7630
Vassar School District [PRE]	1.0000		1.2500		0.0000	8.3121	3.0000		4.2409	6.0000	23.8030	9.9141	13.8889
Vassar School District [Com. Personal]	1.0000		1.2500		0.0000	8.3121	8.8741		4.2409	6.0000	29.6771	9.9141	19.7630
Vassar School District [Ind. Personal]	1.0000		1.2500		0.0000	8.3121	3.0000		4.2409	0.0000	17.8030	3.9141	13.8889

Tuscola County Millage Rates

Government Unit School District & Taxable Status	Total Gov't Unit	Total Village	Total Library	Authority Name	Total Authority	Total County	Total School	I.S.D. Name	Total I.S.D.	SET	Total Annual Levy	Total Summer Levy	Total Winter Levy
<b>Watertown Township</b>													
Mayville School District [Non-PRE]	1.1185		0.0000		0.0000	8.3121	22.4765	Tuscola	4.2409	6.0000	42.1480	9.9141	32.2339
Mayville School District [PRE]	1.1185		0.0000		0.0000	8.3121	5.4000		4.2409	6.0000	25.0715	9.9141	15.1574
Mayville School District [Com. Personal]	1.1185		0.0000		0.0000	8.3121	10.4765		4.2409	6.0000	30.1480	9.9141	20.2339
Mayville School District [Ind. Personal]	1.1185		0.0000		0.0000	8.3121	5.4000		4.2409	0.0000	19.0715	3.9141	15.1574
<b>Millington School District [Non-PRE]</b>													
Millington School District [PRE]	1.1185		0.0000		0.0000	8.3121	20.9459	Tuscola	4.2409	6.0000	40.6174	9.9141	30.7033
Millington School District [Com. Personal]	1.1185		0.0000		0.0000	8.3121	2.9459		4.2409	6.0000	22.6174	9.9141	12.7033
Millington School District [Ind. Personal]	1.1185		0.0000		0.0000	8.3121	8.9459		4.2409	6.0000	28.6174	9.9141	18.7033
Millington School District [Ind. Personal]	1.1185		0.0000		0.0000	8.3121	2.9459		4.2409	0.0000	16.6174	3.9141	12.7033
<b>Wells Township</b>													
Caro School District [Non-PRE]	3.1768		1.4882		0.0000	8.3121	23.6428	Tuscola	4.2409	6.0000	46.8608	9.9141	36.9467
Caro School District [PRE]	3.1768		1.4882		0.0000	8.3121	5.6500		4.2409	6.0000	28.8680	9.9141	18.9539
Caro School District [Com. Personal]	3.1768		1.4882		0.0000	8.3121	11.6428		4.2409	6.0000	34.8608	9.9141	24.9467
Caro School District [Ind. Personal]	3.1768		1.4882		0.0000	8.3121	5.6500		4.2409	0.0000	22.8680	3.9141	18.9539
<b>Cass City School District [Non-PRE]</b>													
Cass City School District [PRE]	3.1768		0.0000		0.0000	8.3121	20.8813	Tuscola	4.2409	6.0000	42.6111	9.9141	32.6970
Cass City School District [Com. Personal]	3.1768		0.0000		0.0000	8.3121	3.0000		4.2409	6.0000	24.7298	9.9141	14.8157
Cass City School District [Ind. Personal]	3.1768		0.0000		0.0000	8.3121	8.8813		4.2409	6.0000	30.6111	9.9141	20.6970
Cass City School District [Ind. Personal]	3.1768		0.0000		0.0000	8.3121	3.0000		4.2409	0.0000	18.7298	3.9141	14.8157
<b>Kingston School District [Non-PRE]</b>													
Kingston School District [PRE]	3.1768		0.0000		0.0000	8.3121	23.1000	Tuscola	4.2409	6.0000	44.8298	9.9141	34.9157
Kingston School District [Com. Personal]	3.1768		0.0000		0.0000	8.3121	5.1000		4.2409	6.0000	26.8298	9.9141	16.9157
Kingston School District [Ind. Personal]	3.1768		0.0000		0.0000	8.3121	11.1000		4.2409	6.0000	32.8298	9.9141	22.9157
Kingston School District [Ind. Personal]	3.1768		0.0000		0.0000	8.3121	5.1000		4.2409	0.0000	20.8298	3.9141	16.9157
<b>Wisner Township</b>													
Akron-Fairgrove School District [Non-PRE]	5.0644		0.7916		0.0000	8.3121	20.6500	Tuscola	4.2409	6.0000	45.0590	9.9141	35.1449
Akron-Fairgrove School District [PRE]	5.0644		0.7916		0.0000	8.3121	2.6500		4.2409	6.0000	27.0590	9.9141	17.1449
Akron-Fairgrove School District [Com. Personal]	5.0644		0.7916		0.0000	8.3121	8.6500		4.2409	6.0000	33.0590	9.9141	23.1449
Akron-Fairgrove School District [Ind. Personal]	5.0644		0.7916		0.0000	8.3121	2.6500		4.2409	0.0000	21.0590	3.9141	17.1449
<b>Unionville-Sebewaing School District [Non-PRE]</b>													
Unionville-Sebewaing School District [PRE]	5.0644		0.0000		0.0000	8.3121	23.7200	Tuscola	4.2409	6.0000	47.3374	9.9141	37.4233
Unionville-Sebewaing School District [Com. Personal]	5.0644		0.0000		0.0000	8.3121	5.7200		4.2409	6.0000	29.3374	9.9141	19.4233
Unionville-Sebewaing School District [Ind. Personal]	5.0644		0.0000		0.0000	8.3121	11.7200		4.2409	6.0000	35.3374	9.9141	25.4233
Unionville-Sebewaing School District [Ind. Personal]	5.0644		0.0000		0.0000	8.3121	5.7200		4.2409	0.0000	23.3374	3.9141	19.4233
<b>City of Caro</b>													
Caro School District [Non-PRE]	16.1643		1.4882	Caro Transit Authority	1.9972	8.3121	23.6428	Tuscola	4.2409	6.0000	61.8455	26.0784	35.7671
Caro School District [PRE]	16.1643		1.4882		1.9972	8.3121	5.6500		4.2409	6.0000	43.8527	26.0784	17.7743
Caro School District [Com. Personal]	16.1643		1.4882		1.9972	8.3121	11.6428		4.2409	6.0000	49.8455	26.0784	23.7671
Caro School District [Ind. Personal]	16.1643		1.4882		1.9972	8.3121	5.6500		4.2409	0.0000	37.8527	20.0784	17.7743
<b>City of Vassar</b>													
Vassar School District [Non-PRE]	17.0000		1.2500		0.0000	8.3121	20.8741	Tuscola	4.2409	6.0000	57.6771	28.1641	29.5130
Vassar School District [PRE]	17.0000		1.2500		0.0000	8.3121	3.0000		4.2409	6.0000	39.8030	28.1641	11.6389
Vassar School District [Com. Personal]	17.0000		1.2500		0.0000	8.3121	8.8741		4.2409	6.0000	45.6771	28.1641	17.5130
Vassar School District [Ind. Personal]	17.0000		1.2500		0.0000	8.3121	3.0000		4.2409	0.0000	33.8030	22.1641	11.6389

Tuscola County Millage Rates

Government Unit School District & Taxable Status	Total Gov't Unit	Total Village	Total Library	Authority Name	Total Authority	Total County	Total School	I.S.D. Name	Total I.S.D.	SET	Total Annual Levy	Total Summer Levy	Total Winter Levy
<b>Akron Village (Akron Twp.)</b>													
Akron-Fairgrove School District [Non-PRE]	5.2224	13.8912	0.7916		0.0000	8.3121	20.6500	Tuscola	4.2409	6.0000	59.1082	23.8053	35.3029
Akron-Fairgrove School District [PRE]	5.2224	13.8912	0.7916		0.0000	8.3121	2.6500		4.2409	6.0000	41.1082	23.8053	17.3029
Akron-Fairgrove School District [Com. Personal]	5.2224	13.8912	0.7916		0.0000	8.3121	8.6500		4.2409	6.0000	47.1082	23.8053	23.3029
Akron-Fairgrove School District [Ind. Personal]	5.2224	13.8912	0.7916		0.0000	8.3121	2.6500		4.2409	0.0000	35.1082	17.8053	17.3029
<b>Akron Village (Fairgrove Twp.)</b>													
Akron-Fairgrove School District [Non-PRE]	5.1263	13.8912	0.7916		0.0000	8.3121	20.6500	Tuscola	4.2409	6.0000	59.0121	23.8053	35.2068
Akron-Fairgrove School District [PRE]	5.1263	13.8912	0.7916		0.0000	8.3121	2.6500		4.2409	6.0000	41.0121	23.8053	17.2068
Akron-Fairgrove School District [Com. Personal]	5.1263	13.8912	0.7916		0.0000	8.3121	8.6500		4.2409	6.0000	47.0121	23.8053	23.2068
Akron-Fairgrove School District [Ind. Personal]	5.1263	13.8912	0.7916		0.0000	8.3121	2.6500		4.2409	0.0000	35.0121	17.8053	17.2068
<b>Cass City Village (Elkland Twp.)</b>													
Cass City School District [Non-PRE]	3.6374	18.0851	1.0942		0.0000	8.3121	20.8813	Tuscola	4.2409	6.0000	62.2510	27.9992	34.2518
Cass City School District [PRE]	3.6374	18.0851	1.0942		0.0000	8.3121	3.0000		4.2409	6.0000	44.3697	27.9992	16.3705
Cass City School District [Com. Personal]	3.6374	18.0851	1.0942		0.0000	8.3121	8.8813		4.2409	6.0000	50.2510	27.9992	22.2518
Cass City School District [Ind. Personal]	3.6374	18.0851	1.0942		0.0000	8.3121	3.0000		4.2409	0.0000	38.3697	21.9992	16.3705
<b>Fairgrove Village (Fairgrove Twp.)</b>													
Akron-Fairgrove School District [Non-PRE]	5.1263	15.0266	0.7916		0.0000	8.3121	20.6500	Tuscola	4.2409	6.0000	60.1475	24.9407	35.2068
Akron-Fairgrove School District [PRE]	5.1263	15.0266	0.7916		0.0000	8.3121	2.6500		4.2409	6.0000	42.1475	24.9407	17.2068
Akron-Fairgrove School District [Com. Personal]	5.1263	15.0266	0.7916		0.0000	8.3121	8.6500		4.2409	6.0000	48.1475	24.9407	23.2068
Akron-Fairgrove School District [Ind. Personal]	5.1263	15.0266	0.7916		0.0000	8.3121	2.6500		4.2409	0.0000	36.1475	18.9407	17.2068
<b>Gagetown Village (Elmwood Twp.)</b>													
Owendale-Gagetown School District [Non-PRE]	5.2705	21.7114	1.0942		0.0000	8.3121	20.1300	Huron	4.8886	6.0000	67.4068	31.6255	35.7813
Owendale-Gagetown School District [PRE]	5.2705	21.7114	1.0942		0.0000	8.3121	2.1300		4.8886	6.0000	49.4068	31.6255	17.7813
Owendale-Gagetown School District [Com. Personal]	5.2705	21.7114	1.0942		0.0000	8.3121	8.1300		4.8886	6.0000	55.4068	31.6255	23.7813
Owendale-Gagetown School District [Ind. Personal]	5.2705	21.7114	1.0942		0.0000	8.3121	2.1300		4.8886	0.0000	43.4068	25.6255	17.7813
<b>Kingston Village (Kingston Twp.)</b>													
Kingston School District [Non-PRE]	3.3203	12.4569	0.0000		0.0000	8.3121	23.1000	Tuscola	4.2409	6.0000	57.4302	22.3710	35.0592
Kingston School District [PRE]	3.3203	12.4569	0.0000		0.0000	8.3121	5.1000		4.2409	6.0000	39.4302	22.3710	17.0592
Kingston School District [Com. Personal]	3.3203	12.4569	0.0000		0.0000	8.3121	11.1000		4.2409	6.0000	45.4302	22.3710	23.0592
Kingston School District [Ind. Personal]	3.3203	12.4569	0.0000		0.0000	8.3121	5.1000		4.2409	0.0000	33.4302	16.3710	17.0592
<b>Kingston Village (Koylton Twp.)</b>													
Kingston School District [Non-PRE]	5.1165	12.4569	0.0000		0.0000	8.3121	23.1000	Tuscola	4.2409	6.0000	59.2264	22.3710	36.8554
Kingston School District [PRE]	5.1165	12.4569	0.0000		0.0000	8.3121	5.1000		4.2409	6.0000	41.2264	22.3710	18.8554
Kingston School District [Com. Personal]	5.1165	12.4569	0.0000		0.0000	8.3121	11.1000		4.2409	6.0000	47.2264	22.3710	24.8554
Kingston School District [Ind. Personal]	5.1165	12.4569	0.0000		0.0000	8.3121	5.1000		4.2409	0.0000	35.2264	16.3710	18.8554
<b>Mayville Village (Fremont Twp.)</b>													
Mayville School District [Non-PRE]	1.3326	14.2486	0.7253		0.0000	8.3121	22.4765	Tuscola	4.2409	6.0000	57.3360	24.1627	33.1733
Mayville School District [PRE]	1.3326	14.2486	0.7253		0.0000	8.3121	5.4000		4.2409	6.0000	40.2595	24.1627	16.0968
Mayville School District [Com. Personal]	1.3326	14.2486	0.7253		0.0000	8.3121	10.4765		4.2409	6.0000	45.3360	24.1627	21.1733
Mayville School District [Ind. Personal]	1.3326	14.2486	0.7253		0.0000	8.3121	5.4000		4.2409	0.0000	34.2595	18.1627	16.0968

Tuscola County Millage Rates

Government Unit School District & Taxable Status	Total Gov't Unit	Total Village	Total Library	Authority Name	Total Authority	Total County	Total School	I.S.D. Name	Total I.S.D.	SET	Total Annual Levy	Total Summer Levy	Total Winter Levy
<b>Millington Village (Millington Twp.)</b>													
Millington School District [Non-PRE]	2.4342	13.9396	0.9641		0.0000	8.3121	20.9459	Tuscola	4.2409	6.0000	56.8368	23.8537	32.9831
Millington School District [PRE]	2.4342	13.9396	0.9641		0.0000	8.3121	2.9459		4.2409	6.0000	38.8368	23.8537	14.9831
Millington School District [Com. Personal]	2.4342	13.9396	0.9641		0.0000	8.3121	8.9459		4.2409	6.0000	44.8368	23.8537	20.9831
Millington School District [Ind. Personal]	2.4342	13.9396	0.9641		0.0000	8.3121	2.9459		4.2409	0.0000	32.8368	17.8537	14.9831
<b>Reese Village (Denmark Twp.)</b>													
Reese School District [Non-PRE]	3.4518	11.0000	0.9965		0.0000	8.3121	21.9000	Tuscola	4.2409	6.0000	55.9013	20.9141	34.9872
Reese School District [PRE]	3.4518	11.0000	0.9965		0.0000	8.3121	3.9000		4.2409	6.0000	37.9013	20.9141	16.9872
Reese School District [Com. Personal]	3.4518	11.0000	0.9965		0.0000	8.3121	9.9000		4.2409	6.0000	43.9013	20.9141	22.9872
Reese School District [Ind. Personal]	3.4518	11.0000	0.9965		0.0000	8.3121	3.9000		4.2409	0.0000	31.9013	14.9141	16.9872
<b>Unionville Village (Columbia Twp.)</b>													
Unionville-Sebewaing School District [Non-PRE]	6.3912	13.7459	0.0000		0.0000	8.3121	23.7200	Tuscola	4.2409	6.0000	62.4101	23.6600	38.7501
Unionville-Sebewaing School District [PRE]	6.3912	13.7459	0.0000		0.0000	8.3121	5.7200		4.2409	6.0000	44.4101	23.6600	20.7501
Unionville-Sebewaing School District [Com. Personal]	6.3912	13.7459	0.0000		0.0000	8.3121	11.7200		4.2409	6.0000	50.4101	23.6600	26.7501
Unionville-Sebewaing School District [Ind. Personal]	6.3912	13.7459	0.0000		0.0000	8.3121	5.7200		4.2409	0.0000	38.4101	17.6600	20.7501



Tuscola County Taxable Values

Government Unit School District & Taxable Status	School	ISD	Total Gov't Unit		Authority/Special Assessment Millage	
			All Property			
<b>Akron Township</b>						
Akron-Fairgrove School District [Non-PRE]	\$15,927,163	Tuscola ISD \$76,339,404	All Property	\$143,896,677	Fairgrove Library	\$76,339,404
Akron-Fairgrove School District [PRE]	\$62,412,241					
Akron-Fairgrove School District [Com. Personal]	\$11,300					
Akron-Fairgrove School District [Ind. Personal]	\$41,344,500 \$119,696,204					
Unionville-Sebewaing School District [Non-PRE]	\$17,153,415	Tuscola ISD \$65,557,273				
Unionville-Sebewaing School District [PRE]	\$48,403,858					
Unionville-Sebewaing School District [Com. Personal]	\$276,400					
Unionville-Sebewaing School District [Ind. Personal]	\$14,128,700 \$79,962,373					
<b>Almer Charter Township</b>						
Akron-Fairgrove School District [Non-PRE]	\$435,287	Tuscola ISD \$8,974,257	All Property	\$65,656,935	Caro Transit Authority	\$65,656,935
Akron-Fairgrove School District [PRE]	\$8,538,970					
Akron-Fairgrove School District [Com. Personal]	\$0					
Akron-Fairgrove School District [Ind. Personal]	\$0 \$8,974,257					
Caro School District [Non-PRE]	\$11,839,658	Tuscola ISD \$55,474,082			Caro Library	\$55,474,082
Caro School District [PRE]	\$43,634,424					
Caro School District [Com. Personal]	\$433,800					
Caro School District [Ind. Personal]	\$0 \$55,907,882					
Cass City School District [Non-PRE]	\$29,049	Tuscola ISD \$1,208,596				
Cass City School District [PRE]	\$1,179,547					
Cass City School District [Com. Personal]	\$0					
Cass City School District [Ind. Personal]	\$0 \$1,208,596					
<b>Arbela Township</b>						
Frankenmuth School District [Non-PRE]	\$5,400	Tuscola ISD \$329,860	All Property	\$74,946,813	Millington Arbela Library	\$74,946,813
Frankenmuth School District [PRE]	\$324,460					
Frankenmuth School District [Com. Personal]	\$0					
Frankenmuth School District [Ind. Personal]	\$0 \$329,860					
Millington School District [Non-PRE]	\$10,943,830	Tuscola ISD \$74,334,043				
Millington School District [PRE]	\$63,390,213					
Millington School District [Com. Personal]	\$113,200					
Millington School District [Ind. Personal]	\$0 \$74,447,243					
Vassar School District [Non-PRE]	\$15,000	Tuscola ISD \$282,910				
Vassar School District [PRE]	\$267,910					
Vassar School District [Com. Personal]	\$0					
Vassar School District [Ind. Personal]	\$0 \$282,910					
<b>Columbia Township</b>						
Owendale-Gagetown School District [Non-PRE]	\$262,713	Tuscola ISD \$6,382,187	All Property	\$174,829,830		
Owendale-Gagetown School District [PRE]	\$6,119,474					
Owendale-Gagetown School District [Com. Personal]	\$0					
Owendale-Gagetown School District [Ind. Personal]	\$5,320,800 \$11,702,987					
Akron-Fairgrove School District [Non-PRE]	\$227,000	Tuscola ISD \$5,490,798			Fairgrove Library	\$5,490,798
Akron-Fairgrove School District [PRE]	\$5,263,798					
Akron-Fairgrove School District [Com. Personal]	\$0					
Akron-Fairgrove School District [Ind. Personal]	\$3,931,600 \$9,422,398					
Caro School District [Non-PRE]	\$35,100	Tuscola ISD \$2,988,978				
Caro School District [PRE]	\$2,953,878					
Caro School District [Com. Personal]	\$0					
Caro School District [Ind. Personal]	\$2,660,500 \$5,649,478					
Cass City School District [Non-PRE]	\$1,413,328	Tuscola ISD \$32,521,333				
Cass City School District [PRE]	\$31,108,005					
Cass City School District [Com. Personal]	\$0					
Cass City School District [Ind. Personal]	\$25,022,700 \$57,544,033					
Unionville-Sebewaing School District [Non-PRE]	\$12,766,902	Tuscola ISD \$127,446,534				
Unionville-Sebewaing School District [PRE]	\$114,679,832					
Unionville-Sebewaing School District [Com. Personal]	\$31,800					
Unionville-Sebewaing School District [Ind. Personal]	\$73,896,600 \$201,374,734					
<b>Dayton Township</b>						
Kingston School District [Non-PRE]	\$6,469,327	Tuscola ISD \$19,130,338	All Property	\$57,196,811	Mayville Library	\$57,196,811
Kingston School District [PRE]	\$12,861,011					
Kingston School District [Com. Personal]	\$0					
Kingston School District [Ind. Personal]	\$0 \$19,130,338					
Mayville School District [Non-PRE]	\$10,131,564	Tuscola ISD \$38,066,473				
Mayville School District [PRE]	\$27,934,909					
Mayville School District [Com. Personal]	\$86,200					
Mayville School District [Ind. Personal]	\$0 \$38,152,673					

Tuscola County Taxable Values

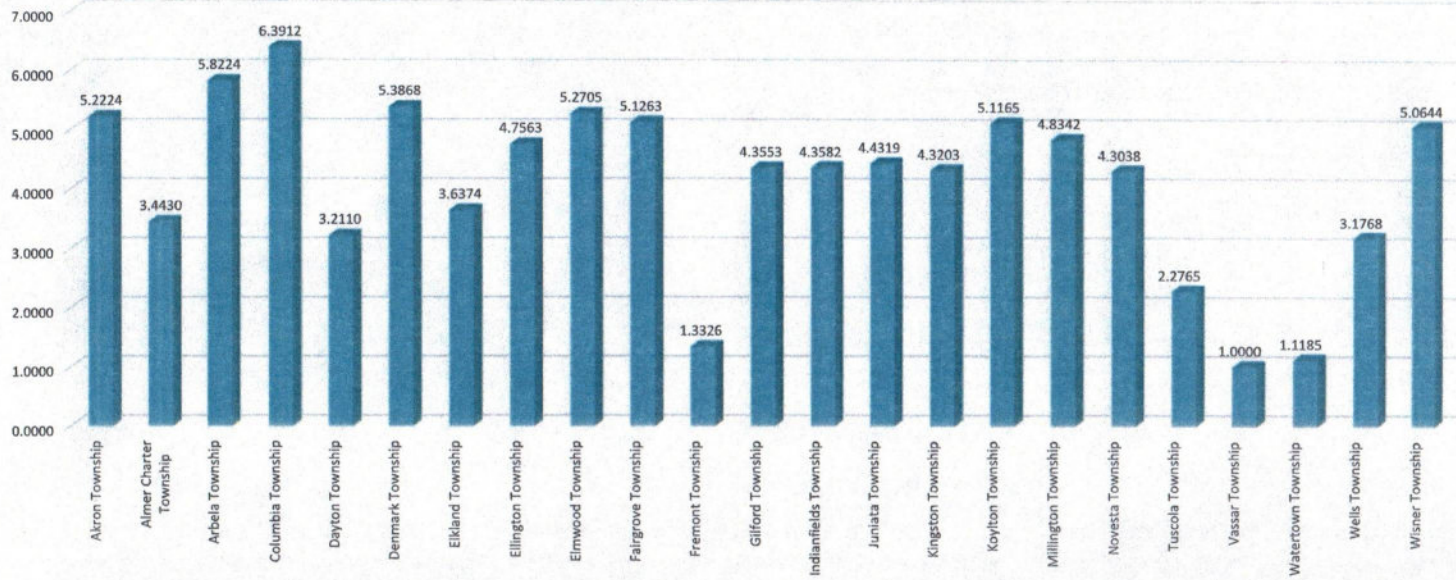
<b>Denmark Township</b>							
Frankenmuth School District [Non-PRE]	\$130,838	Tuscola ISD	\$854,782	All Property	\$110,232,101	Reese District Library	\$110,232,101
Frankenmuth School District [PRE]	\$723,944					VAAS	\$94,347,801
Frankenmuth School District [Com. Personal]	\$0					Fire	\$65,044,532
Frankenmuth School District [Ind. Personal]	\$0					Fire Equipment	\$65,044,532
	\$854,782						
<b>Reese School District [Non-PRE]</b>							
Reese School District [Non-PRE]	\$23,447,575	Tuscola ISD	\$89,243,017				
Reese School District [PRE]	\$65,795,442						
Reese School District [Com. Personal]	\$490,500						
Reese School District [Ind. Personal]	\$81,100						
	\$89,814,617						
<b>Vassar School District [Non-PRE]</b>							
Vassar School District [Non-PRE]	\$2,326,492	Tuscola ISD	\$20,134,302				
Vassar School District [PRE]	\$17,807,810						
Vassar School District [Com. Personal]	\$0						
Vassar School District [Ind. Personal]	\$1,200						
	\$20,135,502						
<b>Elkland Township</b>							
Owendale-Gagetown School District [Non-PRE]	\$1,215,349	Huron ISD	\$4,416,684	All Property	\$93,211,300	Rawson Library	\$93,211,300
Owendale-Gagetown School District [PRE]	\$3,201,335						
Owendale-Gagetown School District [Com. Personal]	\$0						
Owendale-Gagetown School District [Ind. Personal]	\$0						
	\$4,416,684						
<b>Cass City School District [Non-PRE]**</b>							
Cass City School District [Non-PRE]**	\$27,333,588	Tuscola ISD	\$88,794,616				
Cass City School District [PRE]	\$61,461,028						
Cass City School District [Com. Personal]	\$2,235,900						
Cass City School District [Ind. Personal]**	\$464,200						
	\$91,494,716						
<b>Ellington Township</b>							
Caro School District [Non-PRE]	\$6,467,201	Tuscola ISD	\$35,828,426	All Property	\$43,168,789	Caro District Library	\$35,828,426
Caro School District [PRE]	\$29,361,225						
Caro School District [Com. Personal]	\$85,400						
Caro School District [Ind. Personal]	\$0						
	\$35,913,826						
<b>Cass City School District [Non-PRE]</b>							
Cass City School District [Non-PRE]	\$1,169,844	Tuscola ISD	\$7,340,363				
Cass City School District [PRE]	\$6,170,519						
Cass City School District [Com. Personal]	\$0						
Cass City School District [Ind. Personal]	\$0						
	\$7,340,363						
<b>Elmwood Township</b>							
Owendale-Gagetown School District [Non-PRE]	\$3,098,849	Huron ISD	\$17,579,658	All Property	\$43,684,162	Rawson Library	\$43,684,162
Owendale-Gagetown School District [PRE]	\$14,480,809						
Owendale-Gagetown School District [Com. Personal]	\$252,600						
Owendale-Gagetown School District [Ind. Personal]	\$0						
	\$17,832,258						
<b>Cass City School District [Non-PRE]</b>							
Cass City School District [Non-PRE]	\$2,422,304	Tuscola ISD	\$26,104,504				
Cass City School District [PRE]	\$23,682,200						
Cass City School District [Com. Personal]	\$0						
Cass City School District [Ind. Personal]	\$0						
	\$26,104,504						
<b>Fairgrove Township</b>							
Akron-Fairgrove School District [Non-PRE]	\$28,147,245	Tuscola ISD	\$156,307,128	All Property	\$157,089,969	Fairgrove Library	\$156,307,128
Akron-Fairgrove School District [PRE]	\$128,159,883						
Akron-Fairgrove School District [Com. Personal]	\$495,400						
Akron-Fairgrove School District [Ind. Personal]	\$79,444,900						
	\$236,247,428						
<b>Caro School District [Non-PRE]</b>							
Caro School District [Non-PRE]	\$24,002	Tuscola ISD	\$512,784				
Caro School District [PRE]	\$488,787						
Caro School District [Com. Personal]	\$0						
Caro School District [Ind. Personal]	\$0						
	\$512,784						
<b>Reese School District [Non-PRE]</b>							
Reese School District [Non-PRE]	\$66,700	Tuscola ISD	\$270,057				
Reese School District [PRE]	\$203,357						
Reese School District [Com. Personal]	\$0						
Reese School District [Ind. Personal]	\$0						
	\$270,057						
<b>Fremont Township</b>							
Caro School District [Non-PRE]	\$5,900	Tuscola ISD	\$118,781	All Property	\$81,900,887	Mayville Library	\$81,900,887
Caro School District [PRE]	\$112,881						
Caro School District [Com. Personal]	\$0						
Caro School District [Ind. Personal]	\$0						
	\$118,781						
<b>Mayville School District [Non-PRE]</b>							
Mayville School District [Non-PRE]	\$20,213,591	Tuscola ISD	\$81,782,106				
Mayville School District [PRE]	\$61,568,515						
Mayville School District [Com. Personal]	\$1,021,800						
Mayville School District [Ind. Personal]	\$0						
	\$82,803,706						
<b>Gilford Township</b>							
Akron-Fairgrove School District [Non-PRE]	\$10,185,038	Tuscola ISD	\$75,140,475	All Property	\$138,824,850	Fairgrove Library	\$75,140,475
Akron-Fairgrove School District [PRE]	\$64,955,437						
Akron-Fairgrove School District [Com. Personal]	\$0						
Akron-Fairgrove School District [Ind. Personal]	\$44,821,200						
	\$119,961,675						
<b>Reese School District [Non-PRE]</b>							
Reese School District [Non-PRE]	\$10,897,365	Tuscola ISD	\$63,684,175			Reese Library	\$63,684,175
Reese School District [PRE]	\$52,786,810						
Reese School District [Com. Personal]	\$0						
Reese School District [Ind. Personal]	\$29,662,700						
	\$93,346,875						

<b>Indianfields Township</b>							
Caro School District [Non-PRE]	\$18,265,970	Tuscola ISD	\$63,579,267	All Property	\$63,579,267	Caro Transit Authority	\$63,579,267
Caro School District [PRE]	\$45,313,297					Caro District Library	\$63,579,267
Caro School District [Com. Personal]	\$655,200						
Caro School District [Ind. Personal]	\$135,600						
	\$64,370,067						
<b>Juniata Township</b>							
Akron-Fairgrove School District [Non-PRE]	\$1,793,142	Tuscola ISD	\$6,660,091	All Property	\$91,247,055	Bullard Sanford Library	\$64,389,734
Akron-Fairgrove School District [PRE]	\$4,866,949						
Akron-Fairgrove School District [Com. Personal]	\$0						
Akron-Fairgrove School District [Ind. Personal]	\$1,954,100						
	\$8,614,191						
Caro School District [Non-PRE]	\$2,990,345	Tuscola ISD	\$26,857,321			Caro District Library	\$26,857,321
Caro School District [PRE]	\$23,866,976						
Caro School District [Com. Personal]	\$42,600						
Caro School District [Ind. Personal]	\$5,805,300						
	\$32,705,221						
Reese School District [Non-PRE]	\$301,340	Tuscola ISD	\$3,513,018				
Reese School District [PRE]	\$3,211,678						
Reese School District [Com. Personal]	\$0						
Reese School District [Ind. Personal]	\$1,935,100						
	\$5,448,118						
Vassar School District [Non-PRE]	\$5,926,951	Tuscola ISD	\$54,216,625				
Vassar School District [PRE]	\$48,289,674						
Vassar School District [Com. Personal]	\$89,900						
Vassar School District [Ind. Personal]	\$27,090,000						
	\$81,396,525						
<b>Kingston Township</b>							
Marlette School District [Non-PRE]	\$56,441	Sanilac ISD	\$475,758	All Property	\$41,049,844	Fire Millage	\$33,216,898
Marlette School District [PRE]	\$419,317						
Marlette School District [Com. Personal]	\$0						
Marlette School District [Ind. Personal]	\$0						
	\$475,758						
Cass City School District [Non-PRE]	\$1,954,400	Tuscola ISD	\$8,888,758				
Cass City School District [PRE]	\$6,934,358						
Cass City School District [Com. Personal]	\$0						
Cass City School District [Ind. Personal]	\$0						
	\$8,888,758						
Kingston School District [Non-PRE]	\$8,307,842	Tuscola ISD	\$31,685,328				
Kingston School District [PRE]	\$23,377,486						
Kingston School District [Com. Personal]	\$86,824						
Kingston School District [Ind. Personal]	\$0						
	\$31,771,152						
<b>Koylton Township</b>							
Marlette School District [Non-PRE]	\$2,594,990	Sanilac ISD	\$18,668,999	All Property	\$48,968,923		
Marlette School District [PRE]	\$16,074,009						
Marlette School District [Com. Personal]	\$308,700						
Marlette School District [Ind. Personal]	\$0						
	\$18,977,699						
Kingston School District [Non-PRE]	\$8,808,407	Tuscola ISD	\$30,299,924				
Kingston School District [PRE]	\$21,491,517						
Kingston School District [Com. Personal]	\$95,200						
Kingston School District [Ind. Personal]	\$0						
	\$30,395,124						
<b>Millington Township</b>							
Millington School District [Non-PRE]	\$24,143,702	Tuscola ISD	\$119,947,888	All Property	\$119,947,888	Millington Arbelo Library	\$119,947,888
Millington School District [PRE]	\$95,804,186						
Millington School District [Com. Personal]	\$1,029,000					Police Millage	\$96,525,205
Millington School District [Ind. Personal]	\$670,100						
	\$121,646,988						
<b>Novesta Township</b>							
Cass City School District [Non-PRE]	\$6,331,206	Tuscola ISD	\$39,760,407	All Property	\$39,760,407	Rawson Library	\$39,760,407
Cass City School District [PRE]	\$33,429,201						
Cass City School District [Com. Personal]	\$126,400						
Cass City School District [Ind. Personal]	\$0						
	\$39,886,807						
<b>Tuscola Township</b>							
Frankenmuth School District [Non-PRE]	\$11,373,797	Saginaw ISD	\$27,984,903	All Property	\$84,661,009	Fire	\$70,835,109
Frankenmuth School District [PRE]	\$16,611,106					Bullard Sanford Library	\$84,661,009
Frankenmuth School District [Com. Personal]	\$0						
Frankenmuth School District [Ind. Personal]	\$0						
	\$27,984,903						
Millington School District [Non-PRE]	\$5,300	Tuscola ISD	\$649,846				
Millington School District [PRE]	\$644,546						
Millington School District [Com. Personal]	\$0						
Millington School District [Ind. Personal]	\$0						
	\$649,846						
Vassar School District [Non-PRE]	\$8,466,579	Tuscola ISD	\$56,026,260				
Vassar School District [PRE]	\$47,559,681						
Vassar School District [Com. Personal]	\$825,100						
Vassar School District [Ind. Personal]	\$390,500						
	\$57,241,860						

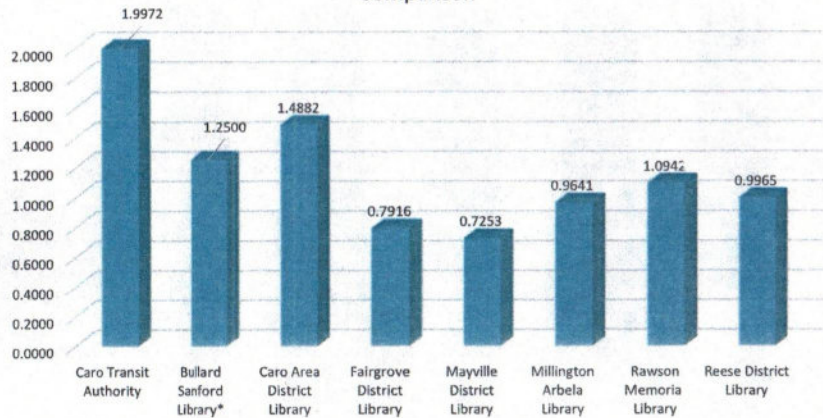
Tuscola County Taxable Values

<b>Vassar Township</b>							
Mayville School District [Non-PRE]	\$217,441	Tuscola ISD	\$275,667	All Property	\$92,325,519	Bullard Sanford Library	\$92,325,519
Mayville School District [PRE]	\$58,226						
Mayville School District [Com. Personal]	\$0						
Mayville School District [Ind. Personal]	\$0						
	\$275,667						
<b>Millington School District [Non-PRE]</b>		Tuscola ISD	\$10,599,701				
Millington School District [PRE]	\$2,726,055						
Millington School District [Com. Personal]	\$7,873,646						
Millington School District [Ind. Personal]	\$0						
	\$0						
	\$10,599,701						
<b>Vassar School District [Non-PRE]</b>		Tuscola ISD	\$81,450,151				
Vassar School District [PRE]	\$19,049,339						
Vassar School District [Com. Personal]	\$62,400,812						
Vassar School District [Ind. Personal]	\$672,850						
	\$49,920						
	\$82,172,921						
<b>Watertown Township</b>							
Mayville School District [Non-PRE]	\$7,346,743	Tuscola ISD	\$36,236,745	All Property	\$58,371,108		
Mayville School District [PRE]	\$28,890,002						
Mayville School District [Com. Personal]	\$0						
Mayville School District [Ind. Personal]	\$26,830						
	\$36,263,575						
<b>Millington School District [Non-PRE]</b>		Tuscola ISD	\$22,134,363				
Millington School District [PRE]	\$5,120,740						
Millington School District [Com. Personal]	\$17,013,623						
Millington School District [Ind. Personal]	\$0						
	\$7,060						
	\$22,141,423						
<b>Wells Township</b>							
Caro School District [Non-PRE]	\$4,564,984	Tuscola ISD	\$23,267,691	All Property	\$47,626,338	Caro District Library	\$23,267,691
Caro School District [PRE]	\$18,702,727						
Caro School District [Com. Personal]	\$700						
Caro School District [Ind. Personal]	\$1,232,200						
	\$24,500,591						
<b>Cass City School District [Non-PRE]</b>		Tuscola ISD	\$2,885,479				
Cass City School District [PRE]	\$918,764						
Cass City School District [Com. Personal]	\$1,966,715						
Cass City School District [Ind. Personal]	\$0						
	\$0						
	\$2,885,479						
<b>Kingston School District [Non-PRE]</b>		Tuscola ISD	\$21,473,168				
Kingston School District [PRE]	\$5,461,468						
Kingston School District [Com. Personal]	\$15,991,700						
Kingston School District [Ind. Personal]	\$105,000						
	\$3,700						
	\$21,561,868						
<b>Wisner Township</b>							
Akron-Fairgrove School District [Non-PRE]	\$2,882,296	Tuscola ISD	\$15,040,953	All Property	\$26,250,064	Fairgrove Library	\$15,040,953
Akron-Fairgrove School District [PRE]	\$12,158,657						
Akron-Fairgrove School District [Com. Personal]	\$58,500						
Akron-Fairgrove School District [Ind. Personal]	\$798,300						
	\$15,897,753						
<b>Unionville-Sebewaing School District [Non-PRE]</b>		Tuscola ISD	\$13,209,111				
Unionville-Sebewaing School District [PRE]	\$1,895,959						
Unionville-Sebewaing School District [Com. Personal]	\$11,313,152						
Unionville-Sebewaing School District [Ind. Personal]	\$10,800						
	\$0						
	\$13,219,911						
<b>City of Caro</b>							
Caro School District [Non-PRE]	\$49,862,512	Tuscola ISD	\$90,726,999	All Property	\$90,726,999	Caro District Library	\$90,726,999
Caro School District [PRE]	\$40,864,487					Caro Transit Authority	\$90,726,999
Caro School District [Com. Personal]	\$3,020,102						
Caro School District [Ind. Personal]	\$1,584,344						
	\$95,331,445						
<b>City of Vassar</b>							
Vassar School District [Non-PRE]	\$16,042,773	Tuscola ISD	\$44,590,137	All Property	\$44,590,137	Bullard Sanford Library	\$44,590,137
Vassar School District [PRE]	\$28,547,364						
Vassar School District [Com. Personal]	\$1,616,200						
Vassar School District [Ind. Personal]	\$39,100						
	\$46,245,437						
Village of Akron - Akron Twp.	\$4,147,379						
Village of Akron - Fairgrove Twp.	\$2,407,824						
Village of Cass City**	\$50,186,038						
Village of Fairgrove	\$7,068,703						
Village of Gagatown	\$4,185,615						
Village of Kingston - Kingston Twp.	\$4,790,287	real only	\$4,319,108				
Village of Kingston - Koylton Twp.	\$1,350,661	real only	\$1,118,461				
Village of Mayville	\$16,543,259						
Village of Millington	\$19,545,183						
Village of Reese/Fire Apparatus Special	\$30,635,369	\$29,303,269	village real only				
Village of Unionville	\$8,775,569						

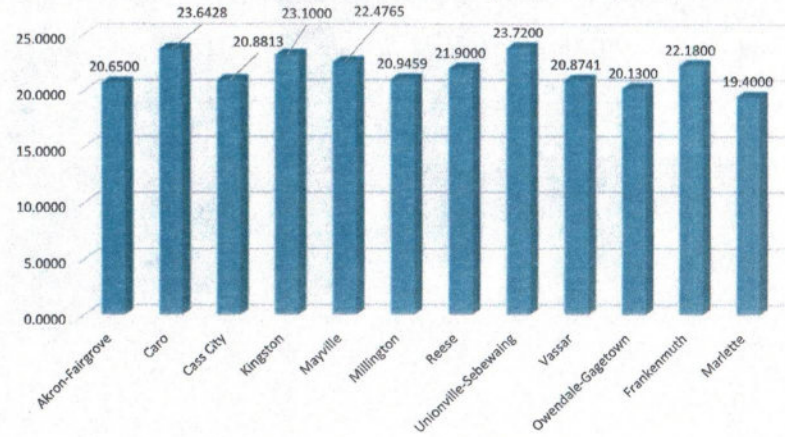
Township Total Millage Rate Comparison



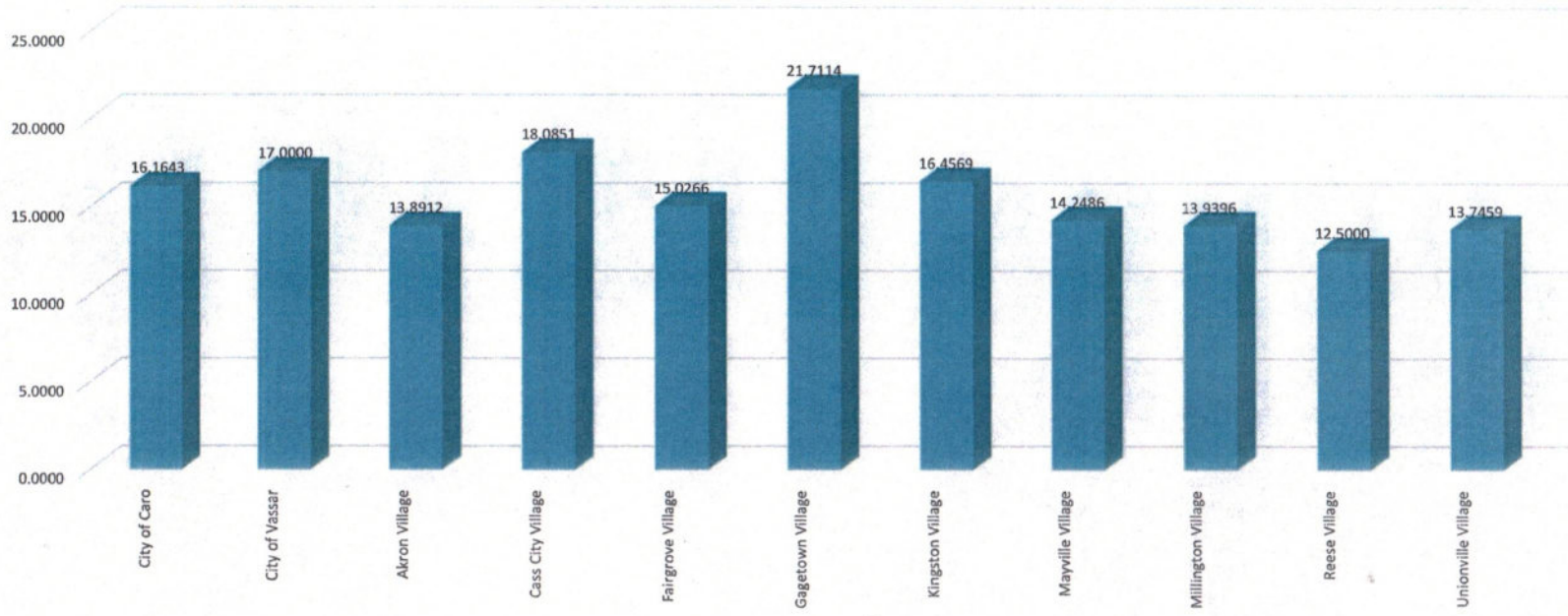
Library & Authority Total Millage Rate Comparison



School District Non-Homestead Millage Rate Comparison



City & Village Total Millage Rate Comparison



Akron Township (001)

2021 Ad Valorem Taxes

Taxing Entity	Name	Purpose of Tax	Amount of Tax Mills	2021 Taxable Valuation	Estimate of Tax Dollars	Total Tax Mills	Total Est. Tax Dollars
County	Tuscola	Operating	3.9141	\$143,896,677	\$563,226	8.3121	\$1,135,647
		Bridge/Streets	0.4807		\$69,171		
		Senior Citizens	0.3200		\$46,047		
		Medical Care	0.2500		\$35,974		
		Road Patrol	1.3300		\$191,383		
		Roads/Streets	0.9657		\$138,961		
		Mosquito	0.6316		\$90,885		
		Recycling	0.1500				
		Veterans	0.1700				
MSU Extension	0.1000						
Township	Akron	Operating	1.4038	\$143,896,677	\$202,002	5.2224	\$751,486
		Emergency Svcs.	0.9994		\$143,810		
		Blacktop	1.8730		\$269,518		
		Roads	0.9462		\$136,155		
Village	Akron	Operating	10.8880	\$4,147,379	\$45,157	13.8912	\$57,612
		Hydrants	2.0032		\$8,308		
		Streets	1.0000		\$4,147		
School District	Akron-Fairgrove	Total Non-PRE	20.6500	\$15,927,163	\$328,896		\$603,949
		Total PRE	2.6500	\$62,412,241	\$165,392		
		Total Com Personal	8.6500	\$11,300	\$98		
		Total Ind Personal	2.6500	\$41,344,500	\$109,563		
		<b>TOTAL COMBINED</b>		<b>\$119,695,204</b>			
School District	Unionville-Sebewaing	Total Non-PRE	23.7200	\$17,153,415	\$406,879		\$767,805
		Total PRE	5.7200	\$48,403,858	\$276,870		
		Total Com Personal	11.7200	\$276,400	\$3,239		
		Total Ind Personal	5.7200	\$14,128,700	\$80,816		
		<b>TOTAL COMBINED</b>		<b>\$79,962,373</b>			
Interm. School	Tuscola ISD	Operating	0.1411	\$199,657,577	\$28,172	4.2409	\$846,728
		Extra Voted	4.0998		\$818,556		
State Education	Michigan	State Education Tax	6.0000	\$88,423,477			\$530,541
Library	Fairgrove	Operating & Ex Voted	0.7916	\$78,339,404			\$62,013

Totals for Taxable Status by School District	Summer	Winter	Total
Akron-Fairgrove School District [Non-PRE]	9.9141	35.3029	45.2170
Akron-Fairgrove School District [PRE]	9.9141	17.3029	27.2170
Akron-Fairgrove School District [Com. Personal]	9.9141	23.3029	33.2170
Akron-Fairgrove School District [Ind. Personal]	3.9141	17.3029	21.2170
Unionville-Sebewaing School District [Non-PRE]	9.9141	37.5813	47.4954
Unionville-Sebewaing School District [PRE]	9.9141	19.5813	29.4954
Unionville-Sebewaing School District [Com. Personal]	9.9141	25.5813	35.4954
Unionville-Sebewaing School District [Ind. Personal]	3.9141	19.5813	23.4954

Akron Village Properties Only			
	Summer	Winter	Total
Akron-Fairgrove School District [Non-PRE]	23.8053	35.3029	59.1082
Akron-Fairgrove School District [PRE]	23.8053	17.3029	41.1082
Akron-Fairgrove School District [Com. Personal]	23.8053	23.3029	47.1082
Akron-Fairgrove School District [Ind. Personal]	17.8053	17.3029	35.1082

Almer Township (002)

2021 Ad Valorem Taxes

Taxing Entity	Name	Purpose of Tax	Amount of Tax Mills	2021 Taxable Valuation	Estimate of Tax Dollars	Total Tax Mills	Total Est. Tax Dollars
County	Tuscola	Operating	3.9141	\$65,656,935	\$256,988	8.3121	\$545,747
		Bridge/Streets	0.4807		\$31,561		
		Senior Citizens	0.3200		\$21,010		
		Medical Care	0.2500		\$16,414		
		Road Patrol	1.3300		\$87,324		
		Roads/Streets	0.9657		\$63,405		
		Mosquito	0.6316		\$41,469		
		Recycling	0.1500		\$9,849		
		Veterans	0.1700		\$11,162		
	MSU Extension	0.1000	\$6,566				
Township	Almer	Operating	1.4500	\$65,656,935	\$95,203	3.4430	\$226,057
		Roads	0.9965		\$65,427		
		Roads	0.9965		\$65,427		
Township Special Assessments	Almer					0.0000	\$0
School District	Akron-Fairgrove	Total Non-PRE	20.6500	\$435,287	\$8,989		\$31,617
		Total PRE	2.6500	\$8,538,970	\$22,628		
		Total Com Personal	8.6500	\$0	\$0		
		Total Ind Personal	2.6500	\$0	\$0		
		<b>TOTAL COMBINED</b>		<b>\$8,974,257</b>			
School District	Caro	Total Non-PRE	23.6428	\$11,839,658	\$279,923		\$531,508
		Total PRE	5.6500	\$43,634,424	\$246,534		
		Total Com Personal	11.6428	\$433,800	\$5,051		
		Total Ind Personal	5.6500	\$0	\$0		
		<b>TOTAL COMBINED</b>		<b>\$55,907,882</b>			
School District	Cass City	Total Non-PRE	20.8813	\$29,049	\$607		\$4,145
		Total PRE	3.0000	\$1,179,547	\$3,539		
		Total Com Personal	8.8813	\$0	\$0		
		Total Ind Personal	3.0000	\$0	\$0		
		<b>TOTAL COMBINED</b>		<b>\$1,208,596</b>			
Interm. School	Tuscola ISD	Operating	0.1411	\$65,656,935	\$9,264	4.2409	\$278,444
		Extra Voted	4.0998		\$269,180		
State Education	Michigan	State Education Tax	6.0000	\$65,656,935			\$393,942
Library	Fairgrove	Operating & Ex Voted	0.7916	\$8,974,257			\$7,104
Library	Caro District	Operating & Ex Voted	1.4882	\$55,474,082			\$82,557
Authority	Caro Transit	Operating & Ex Voted	1.9972	\$65,656,935			\$131,130

Totals for Taxable Status by School District	Summer	Winter	Total
Akron-Fairgrove School District [Non-PRE]	9.9141	35.5207	45.4348
Akron-Fairgrove School District [PRE]	9.9141	17.5207	27.4348
Akron-Fairgrove School District [Com. Personal]	9.9141	23.5207	33.4348
Akron-Fairgrove School District [Ind. Personal]	3.9141	17.5207	21.4348
Caro School District [Non-PRE]	9.9141	39.2101	49.1242
Caro School District [PRE]	9.9141	21.2173	31.1314
Caro School District [Com. Personal]	9.9141	27.2101	37.1242
Caro School District [Ind. Personal]	3.9141	21.2173	25.1314
Cass City School District [Non-PRE]	9.9141	34.9604	44.8745
Cass City School District [PRE]	9.9141	17.0791	26.9932
Cass City School District [Com. Personal]	9.9141	22.9604	32.8745
Cass City School District [Ind. Personal]	3.9141	17.0791	20.9932



Arbela Township (003)

2021 Ad Valorem Taxes

Taxing Entity	Name	Purpose of Tax	Amount of Tax Mills	2021 Taxable Valuation	Estimate of Tax Dollars	Total Tax Mills	Total Est. Tax Dollars
County	Tuscola	Operating	3.9141	\$74,946,813	\$293,349	8.3121	\$622,965
		Bridge/Streets	0.4807		\$36,027		
		Senior Citizens	0.3200		\$23,983		
		Medical Care	0.2500		\$18,737		
		Road Patrol	1.3300		\$99,679		
		Roads/Streets	0.9657		\$72,376		
		Mosquito	0.6316		\$47,336		
		Recycling	0.1500		\$11,242		
		Veterans	0.1700		\$12,741		
	MSU Extension	0.1000	\$7,495				
Township	Arbela	Operating	1.3644	\$74,946,813	\$102,257	3.8224	\$286,477
		Roads	0.9832		\$73,688		
		Roads	0.9832		\$73,688		
		Fire Equipment	0.4916		\$36,844		
Township Special Assessments	Arbela	Police	2.0000	\$70,591,663	\$141,183	2.0000	\$141,183
School District	Frankenmuth	Total Non-PRE	22.1800	\$5,400	\$120		\$1,476
		Total PRE	4.1800	\$324,460	\$1,356		
		Total Com Personal	10.1800	\$0	\$0		
		Total Ind Personal	4.1800	\$0	\$0		
		<b>TOTAL COMBINED</b>		\$329,860			
School District	Millington	Total Non-PRE	20.9459	\$10,943,830	\$229,228		\$416,982
		Total PRE	2.9459	\$63,390,213	\$186,741		
		Total Com Personal	8.9459	\$113,200	\$1,013		
		Total Ind Personal	2.9459	\$0	\$0		
		<b>TOTAL COMBINED</b>		\$74,447,243			
School District	Vassar	Total Non-PRE	20.8741	\$15,000	\$313		\$1,117
		Total PRE	3.0000	\$267,910	\$804		
		Total Com Personal	8.8741	\$0	\$0		
		Total Ind Personal	3.0000	\$0	\$0		
		<b>TOTAL COMBINED</b>		\$282,910			
Interm. School	Saginaw	Operating	0.1455	\$329,860	\$48	3.0872	\$1,018
		Extra Voted	2.9417		\$970		
Interm. School	Tuscola	Operating	0.1411	\$74,730,153	\$10,544		\$316,923
		Extra Voted	4.0998		\$306,379		
State Education	Michigan	State Education Tax	6.0000	\$74,946,813			\$449,681
Library	Millington-Arbela	Operating & Ex Voted	0.9641	\$74,946,813			\$72,256

Totals for Taxable Status by School District	Summer	Winter	Total
Frankenmuth School District [Non-PRE]	9.9141	34.4517	44.3658
Frankenmuth School District [PRE]	9.9141	16.4517	26.3658
Frankenmuth School District [Com. Personal]	9.9141	22.4517	32.3658
Frankenmuth School District [Ind. Personal]	3.9141	16.4517	20.3658
Millington School District [Non-PRE]	9.9141	34.3713	44.2854
Millington School District [PRE]	9.9141	16.3713	26.2854
Millington School District [Com. Personal]	9.9141	22.3713	32.2854
Millington School District [Ind. Personal]	3.9141	16.3713	20.2854
Vassar School District [Non-PRE]	9.9141	34.2995	44.2136
Vassar School District [PRE]	9.9141	16.4254	26.3395
Vassar School District [Com. Personal]	9.9141	22.2995	32.2136
Vassar School District [Ind. Personal]	3.9141	16.4254	20.3395

Columbia Township (004)

2021 Ad Valorem Taxes

Taxing Entity	Name	Purpose of Tax	Amount of Tax Mills	2021 Taxable Valuation	Estimate of Tax Dollars	Total Tax Mills	Total Est. Tax Dollars
County	Tuscola	Operating	3.9141	\$174,829,830	\$684,301	8.3121	\$1,453,203
		Bridge/Streets	0.4807		\$84,041		
		Senior Citizens	0.3200		\$55,946		
		Medical Care	0.2500		\$43,707		
		Road Patrol	1.3300		\$232,524		
		Roads/Streets	0.9657		\$168,833		
		Mosquito	0.6316		\$110,423		
		Recycling	0.1500		\$26,224		
		Veterans	0.1700		\$29,721		
		MSU Extension	0.1000		\$17,483		
Township	Columbia	Operating	1.4106	\$174,829,830	\$246,615	6.3912	\$1,117,372
		Roads	1.4927		\$260,968		
		Emergency Svcs.	0.9952		\$173,991		
		Roads	1.4927		\$260,968		
		Library	1.0000		\$174,830		
Township Special Assessments	Columbia				0.0000	\$0	
Village	Unionville	Operating	11.0864	\$8,775,569	\$97,289	13.7459	\$120,628
		Streets/Sidewalks	2.6595		\$23,339		
School District	Owendale-Gagetown	Total Non-PRE	20.1300	\$262,713	\$5,288		\$29,656
		Total PRE	2.1300	\$6,119,474	\$13,034		
		Total Com Personal	8.1300	\$0	\$0		
		Total Ind Personal	2.1300	\$5,320,800	\$11,333		
		TOTAL COMBINED		\$11,702,987			
School District	Akron-Fairgrove	Total Non-PRE	20.6500	\$227,000	\$4,688		\$29,055
		Total PRE	2.6500	\$5,263,798	\$13,949		
		Total Com Personal	8.6500	\$0	\$0		
		Total Ind Personal	2.6500	\$3,931,600	\$10,419		
		TOTAL COMBINED		\$9,422,398			
School District	Caro	Total Non-PRE	23.6428	\$35,100	\$830		\$32,551
		Total PRE	5.6500	\$2,953,878	\$16,689		
		Total Com Personal	11.6428	\$0	\$0		
		Total Ind Personal	5.6500	\$2,660,500	\$15,032		
		TOTAL COMBINED		\$5,649,478			
School District	Cass City	Total Non-PRE	20.8813	\$1,413,328	\$29,512		\$197,904
		Total PRE	3.0000	\$31,108,005	\$93,324		
		Total Com Personal	8.8813	\$0	\$0		
		Total Ind Personal	3.0000	\$25,022,700	\$75,068		
		TOTAL COMBINED		\$57,544,033			
School District	Unionville-Sebewaing	Total Non-PRE	23.7200	\$12,766,902	\$302,831		\$1,381,857
		Total PRE	5.7200	\$114,679,632	\$655,967		
		Total Com Personal	11.7200	\$31,600	\$370		
		Total Ind Personal	5.7200	\$73,896,600	\$422,689		
		TOTAL COMBINED		\$201,374,734			
Interm. School	Huron ISD	Operating	0.1169	\$11,702,987	\$1,368	4.8886	\$57,211
		Extra Voted	4.7717		\$55,843		
Interm. School	Tuscola ISD	Operating	0.1411	\$273,990,643	\$38,660	4.2409	\$1,161,967
		Extra Voted	4.0998		\$1,123,307		
State Education	Michigan	State Education Tax	6.0000	\$63,997,630			\$383,986
Library	Fairgrove	Operating & Extra Voted	0.7916	\$5,490,798			\$4,347

## Columbia Township (004)

## 2021 Ad Valorem Taxes

Totals for Taxable Status by School District	Summer	Winter	Total
Owendale-Gagetown School District [Non-PRE]	9.9141	35.8078	45.7219
Owendale-Gagetown School District [PRE]	9.9141	17.8078	27.7219
Owendale-Gagetown School District [Com. Personal]	9.9141	23.8078	33.7219
Owendale-Gagetown School District [Ind. Personal]	3.9141	17.8078	21.7219
Caro School District [PRE]	9.9141	20.6801	30.5942
Caro School District [Com. Personal]	9.9141	26.6729	36.5870
Caro School District [Ind. Personal]	3.9141	20.6801	24.5942
Cass City School District [Non-PRE]	9.9141	35.9114	45.8255
Cass City School District [PRE]	9.9141	18.0301	27.9442
Cass City School District [Com. Personal]	9.9141	23.9114	33.8255
Cass City School District [Ind. Personal]	3.9141	18.0301	21.9442
Unionville-Sebewaing School District [Non-PRE]	9.9141	38.7501	48.6642
Unionville-Sebewaing School District [PRE]	9.9141	20.7501	30.6642
Unionville-Sebewaing School District [Com. Personal]	9.9141	26.7501	36.6642
Unionville-Sebewaing School District [Ind. Personal]	3.9141	20.7501	24.6642
<b>Unionville Village Properties Only</b>			
Unionville-Sebewaing School District [Non-PRE]	23.6600	38.7501	62.4101
Unionville-Sebewaing School District [PRE]	23.6600	20.7501	44.4101
Unionville-Sebewaing School District [Com. Personal]	23.6600	26.7501	50.4101
Unionville-Sebewaing School District [Ind. Personal]	17.6600	20.7501	38.4101

Dayton Township (005)

2021 Ad Valorem Taxes

Taxing Entity	Name	Purpose of Tax	Amount of Tax Mills	2021 Taxable Valuation	Estimate of Tax Dollars	Total Tax Mills	Total Est. Tax Dollars
County	Tuscola	Operating	3.9141	\$57,196,811	\$223,874	8.3121	\$475,426
		Bridge/Streets	0.4807		\$27,495		
		Senior Citizens	0.3200		\$18,303		
		Medical Care	0.2500		\$14,299		
		Road Patrol	1.3300		\$76,072		
		Roads/Streets	0.9657		\$55,235		
		Mosquito	0.6316		\$36,126		
		Recycling	0.1500		\$8,580		
		Veterans	0.1700		\$9,723		
	MSU Extension	0.1000	\$5,720				
Township	Dayton	Operating	1.2334	\$57,196,811	\$70,547	3.2110	\$183,659
		Roads	0.9888		\$56,556		
		Roads	0.9888		\$56,556		
Township Special Assessments	Dayton				0.0000	\$0	
School District	Kingston	Total Non-PRE	23.1000	\$6,469,327	\$149,441		\$214,013
		Total PRE	5.1000	\$12,661,011	\$64,571		
		Total Com Personal	11.1000	\$0	\$0		
		Total Ind Personal	5.1000	\$0	\$0		
		TOTAL COMBINED		\$19,130,338			
School District	Mayville	Total Non-PRE	22.4765	\$10,131,564	\$227,722		\$379,474
		Total PRE	5.4000	\$27,934,909	\$150,849		
		Total Com Personal	10.4765	\$86,200	\$903		
		Total Ind Personal	5.4000	\$0	\$0		
		TOTAL COMBINED		\$38,152,673			
Interm. School	Tuscola ISD	Operating	0.1411	\$57,196,811	\$8,070	4.2409	\$242,566
		Extra Voted	4.0998		\$234,495		
State Education	Michigan	State Education Tax	6.0000	\$57,196,811			\$343,181
Library	Mayville	Operating & Ex Voted	0.7253	\$57,196,811			\$41,485

Totals for Taxable Status by School District	Summer	Winter	Total
Kingston School District [Non-PRE]	9.9141	35.6752	45.5893
Kingston School District [PRE]	9.9141	17.6752	27.5893
Kingston School District [Com. Personal]	9.9141	23.6752	33.5893
Kingston School District [Ind. Personal]	3.9141	17.6752	21.5893
Mayville School District [Non-PRE]	9.9141	35.0517	44.9658
Mayville School District [PRE]	9.9141	17.9752	27.8893
Mayville School District [Com. Personal]	9.9141	23.0517	32.9658
Mayville School District [Ind. Personal]	3.9141	17.9752	21.8893

Denmark Township (006)

2021 Ad Valorem Taxes

Taxing Entity	Name	Purpose of Tax	Amount of Tax Mills	2021 Taxable Valuation	Estimate of Tax Dollars	Total Tax Mills	Total Est. Tax Dollars
County	Tuscola	Operating	3.9141	\$110,232,101	\$431,459	8.3121	\$916,260
		Bridge/Streets	0.4807		\$52,989		
		Senior Citizens	0.3200		\$35,274		
		Medical Care	0.2500		\$27,558		
		Road Patrol	1.3300		\$146,609		
		Roads/Streets	0.9657		\$106,451		
		Mosquito	0.6316		\$69,623		
		Recycling	0.1500		\$16,535		
		Veterans	0.1700		\$18,739		
MSU Extension	0.1000		\$11,023				
Township	Denmark	Operating	1.4518	\$110,232,101	\$160,035	3.4518	\$380,499
		Roads	1.0000		\$110,232		
		Roads	1.0000		\$110,232		
Township Special Assessments	Denmark	Fire	1.0000	\$94,347,801	\$94,348	1.9350	\$169,173
		VAAS	0.3100	\$110,232,101	\$34,172		
		Fire Equipment	0.6250	\$65,044,532	\$40,653		
Village	Reese	Operating	10.5000	\$30,635,369	\$321,671	11.0000	\$336,989
		Sidewalks	0.5000		\$15,318		
Village Special Assessments	Reese	Fire Apparatus	1.5000	\$29,303,269	\$43,955		\$43,955
School District	Frankenmuth	Total Non-PRE	22.1800	\$130,838	\$2,902	40.7200	\$5,928
		Total PRE	4.1800	\$723,944	\$3,026		
		Total Com Personal	10.1800	\$0	\$0		
		Total Ind Personal	4.1800	\$0	\$0		
		TOTAL COMBINED		\$854,782			
School District	Reese	Total Non-PRE	21.9000	\$23,447,575	\$513,502		\$775,276
		Total PRE	3.9000	\$65,795,442	\$256,602		
		Total Com Personal	9.9000	\$490,500	\$4,856		
		Total Ind Personal	3.9000	\$81,100	\$316		
		TOTAL COMBINED		\$89,814,617			
School District	Vassar	Total Non-PRE	20.8741	\$2,326,492	\$48,563		\$101,990
		Total PRE	3.0000	\$17,807,810	\$53,423		
		Total Com Personal	8.8741	\$0	\$0		
		Total Ind Personal	3.0000	\$1,200	\$4		
		TOTAL COMBINED		\$20,135,502			
Interm. School	Saginaw ISD	Operating	0.1455	\$854,782	\$124	3.0872	\$2,639
		Extra Voted	2.9417		\$2,515		
Interm. School	Tuscola ISD	Operating	0.1411	\$109,950,119	\$15,514	4.2409	\$466,287
		Extra Voted	4.0998		\$450,773		
State Education	Michigan	State Education Tax	6.0000	\$110,149,801			\$660,899
Library	Reese District	Operating & Ex Voted	0.9965	\$110,232,101			\$109,846

Totals for Taxable Status by School District	Summer	Winter	Total
Frankenmuth School District [Non-PRE]	9.9141	34.1135	44.0276
Frankenmuth School District [PRE]	9.9141	16.1135	26.0276
Frankenmuth School District [Com. Personal]	9.9141	22.1135	32.0276
Frankenmuth School District [Ind. Personal]	3.9141	16.1135	20.0276
Reese School District [Non-PRE]	9.9141	34.9872	44.9013
Reese School District [PRE]	9.9141	16.9872	26.9013
Reese School District [Com. Personal]	9.9141	22.9872	32.9013
Reese School District [Ind. Personal]	3.9141	16.9872	20.9013

Reese Village Properties Only

Reese School District [Non-PRE]	20.9141	34.9872	55.9013
Reese School District [PRE]	20.9141	16.9872	37.9013
Reese School District [Com. Personal]	20.9141	22.9872	43.9013
Reese School District [Ind. Personal]	14.9141	16.9872	31.9013

Elkland Township (007)

2021 Ad Valorem Taxes

Taxing Entity	Name	Purpose of Tax	Amount of Tax Mills	2021 Taxable Valuation	Estimate of Tax Dollars	Total Tax Mills	Total Est. Tax Dollars		
County	Tuscola	Bridge/Streets	0.4807	\$93,211,300	\$44,807	12.7101	\$1,184,725		
		Senior Citizens	0.3200		\$29,828				
		Medical Care	0.2500		\$23,303				
		Road Patrol	1.3300		\$123,971				
		Roads/Streets	0.9657		\$90,014				
		Mosquito	0.6316		\$58,872				
		Recycling	0.1500		\$13,982				
		Veterans	0.1700		\$15,846				
		MSU Extension	0.1000		\$9,321				
		Total	8.3121		\$774,782				
Township	Elkland	Operating	1.6380	\$93,211,300	\$152,680	3.6374	\$339,047		
		Fire/Ambulance	0.9997		\$93,183				
		Roads	0.9997		\$93,183				
Township Special Assessments	Elkland				0.0000	\$0			
Village	Cass City	Operating	12.4089	\$50,186,038	\$622,754	18.0851	\$907,620		
		Streets	4.9162		\$246,725				
		Landfill	0.0800		\$4,015				
		Promotions	0.6800		\$34,127				
School District	Owendale-Gagetown	Total Non-PRE	20.1300	\$1,215,349	\$24,465		\$31,284		
		Total PRE	2.1300					\$3,201,335	\$6,819
		Total Com Personal	8.1300					\$0	\$0
		Total Ind Personal	2.1300					\$0	\$0
		TOTAL COMBINED						\$4,416,684	
School District	Cass City	Total Non-PRE	20.8813	\$27,333,588	\$570,761		\$776,394		
		Total PRE	3.0000					\$61,461,028	\$184,383
		Total Com Personal	8.8813					\$2,235,900	\$19,858
		Total Ind Personal	3.0000					\$464,200	\$1,393
		TOTAL COMBINED						\$91,494,716	
Interm. School	Huron ISD	Operating	0.1169	\$4,416,684	\$516	4.8886	\$21,591		
		Extra Voted	4.7717		\$21,075				
Interm. School	Tuscola ISD	Operating	0.1411	\$88,794,616	\$12,529	4.2409	\$376,569		
		Extra Voted	4.0998		\$364,040				
State Education	Michigan	State Education Tax	6.0000	\$92,747,100			\$556,483		
Library	Rawson	Operating & Ex Voted	1.0942	\$93,211,300			\$101,992		

Totals for Taxable Status by School District	Summer	Winter	Total
Owendale-Gagetown School District [Non-PRE]	9.9141	34.1482	44.0623
Owendale-Gagetown School District [PRE]	9.9141	16.1482	26.0623
Owendale-Gagetown School District [Com. Personal]	9.9141	22.1482	32.0623
Owendale-Gagetown School District [Ind. Personal]	3.9141	16.1482	20.0623
Cass City School District [Non-PRE]	9.9141	34.2518	44.1659
Cass City School District [PRE]	9.9141	16.3705	26.2846
Cass City School District [Com. Personal]	9.9141	22.2518	32.1659
Cass City School District [Ind. Personal]	3.9141	16.3705	20.2846

Cass City Village Properties Only

Cass City School District [Non-PRE]	27.9992	34.2518	62.2510
Cass City School District [PRE]	27.9992	16.3705	44.3697
Cass City School District [Com. Personal]	27.9992	22.2518	50.2510
Cass City School District [Ind. Personal]	21.9992	16.3705	38.3697

Ellington Township (008)

2021 Ad Valorem Taxes

Taxing Entity	Name	Purpose of Tax	Amount of Tax Mills	2021 Taxable Valuation	Estimate of Tax Dollars	Total Tax Mills	Total Est. Tax Dollars
County	Tuscola	Bridge/Streets	0.4807	\$43,168,789	\$20,751	12.7101	\$548,680
		Senior Citizens	0.3200		\$13,814		
		Medical Care	0.2500		\$10,792		
		Road Patrol	1.3300		\$57,414		
		Roads/Streets	0.9657		\$41,688		
		Mosquito	0.6316		\$27,265		
		Recycling	0.1500		\$6,475		
		Veterans	0.1700		\$7,339		
		MSU Extension	0.1000		\$4,317		
	Total	8.3121		\$358,823			
Township	Ellington	Operating	1.2881	\$43,168,789	\$55,606	4.7563	\$205,324
		Roads	2.9682		\$128,134		
		Fire	0.5000		\$21,584		
Township Special Assessments	Ellington				0.0000	\$0	
School District	Caro	Total Non-PRE	23.6428	\$6,467,201	\$152,903		\$319,788
		Total PRE	5.6500	\$29,361,225	\$165,891		
		Total Com Personal	11.6428	\$85,400	\$994		
		Total Ind Personal	5.6500	\$0	\$0		
		TOTAL COMBINED		\$35,913,826			
School District	Cass City	Total Non-PRE	20.8813	\$1,169,844	\$24,428		\$42,939
		Total PRE	3.0000	\$6,170,519	\$18,512		
		Total Com Personal	8.8813	\$0	\$0		
		Total Ind Personal	3.0000	\$0	\$0		
		TOTAL COMBINED		\$7,340,363			
Interm. School	Tuscola ISD	Operating	0.1411	\$35,828,426	\$5,055	4.2409	\$151,945
		Extra Voted	4.0998		\$146,889		
State Education	Michigan	State Education Tax	6.0000	\$43,168,789			\$259,013
Library	Caro District	Operating & Ex Voted	1.4882	\$35,828,426			\$53,320

Totals for Taxable Status by School District	Summer	Winter	Total
	9.9141	38.5262	48.4403
Caro School District [Non-PRE]	9.9141	20.5334	30.4475
Caro School District [PRE]	9.9141	26.5262	36.4403
Caro School District [Com. Personal]	3.9141	20.5334	24.4475
Caro School District [Ind. Personal]			
Cass City School District [Non-PRE]	9.9141	34.2765	44.1906
Cass City School District [PRE]	9.9141	16.3952	26.3093
Cass City School District [Com. Personal]	9.9141	22.2765	32.1906
Cass City School District [Ind. Personal]	3.9141	16.3952	20.3093



Elmwood Township (009)

2021 Ad Valorem Taxes

Taxing Entity	Name	Purpose of Tax	Amount of Tax Mills	2021 Taxable Valuation	Estimate of Tax Dollars	Total Tax Mills	Total Est. Tax Dollars
County	Tuscola	Bridge/Streets	0.4807	\$43,684,162	\$20,999	12.7101	\$555,230
		Senior Citizens	0.3200		\$13,979		
		Medical Care	0.2500		\$10,921		
		Road Patrol	1.3300		\$58,100		
		Roads/Streets	0.9657		\$42,186		
		Mosquito	0.6316		\$27,591		
		Recycling	0.1500		\$6,553		
		Veterans	0.1700		\$7,426		
		MSU Extension	0.1000		\$4,368		
	Total	8.3121	\$363,107				
Township	Elmwood	Operating	1.5322	\$43,684,162	\$66,933	5.2705	\$230,237
		Roads	1.4953		\$65,321		
		Fire	1.2461		\$54,435		
		Roads	0.9969		\$43,549		
Township Special Assessments	Elmwood				0.0000	\$0	
Village	Gagetown	Operating	12.2639	\$4,185,615	\$51,332	21.7114	\$90,876
		Streets	2.4525		\$10,265		
		DPW	3.4975		\$14,639		
		Law Enforcement	3.4975		\$14,639		
School District	Owendale-Gagetown	Total Non-PRE	20.1300	\$3,098,849	\$62,380		\$95,278
		Total PRE	2.1300	\$14,480,809	\$30,844		
		Total Com Personal	8.1300	\$252,600	\$2,054		
		Total Ind Personal	2.1300	\$0	\$0		
		TOTAL COMBINED		\$17,832,258			
School District	Cass City	Total Non-PRE	20.8813	\$2,422,304	\$50,581		\$121,627
		Total PRE	3.0000	\$23,682,200	\$71,047		
		Total Com Personal	8.8813	\$0	\$0		
		Total Ind Personal	3.0000	\$0	\$0		
	TOTAL COMBINED		\$26,104,504				
Interm. School	Huron ISD	Operating	0.1169	\$17,579,658	\$2,055	4.8886	\$85,940
		Extra Voted	4.7717		\$83,885		
Interm. School	Tuscola ISD	Operating	0.1411	\$26,104,504	\$3,683	4.2409	\$110,707
		Extra Voted	4.0998		\$107,023		
State Education	Michigan	State Education Tax	6.0000	\$43,684,162			\$262,105
Library	Rawson	Operating & Ex Voted	1.0942	\$43,684,162			\$47,799

Totals for Taxable Status by School District	Summer	Winter	Total
Owendale-Gagetown School District [Non-PRE]	9.9141	35.7813	45.6954
Owendale-Gagetown School District [PRE]	9.9141	17.7813	27.6954
Owendale-Gagetown School District [Com. Personal]	9.9141	23.7813	33.6954
Owendale-Gagetown School District [Ind. Personal]	3.9141	17.7813	21.6954
Cass City School District [Non-PRE]	9.9141	35.8849	45.7990
Cass City School District [PRE]	9.9141	18.0036	27.9177
Cass City School District [Com. Personal]	9.9141	23.8849	33.7990
Cass City School District [Ind. Personal]	3.9141	18.0036	21.9177

Gagetown Village Properties Only

Owendale-Gagetown School District [Non-PRE]	31.6255	35.7813	67.4068
Owendale-Gagetown School District [PRE]	31.6255	17.7813	49.4068
Owendale-Gagetown School District [Com. Personal]	31.6255	23.7813	55.4068
Owendale-Gagetown School District [Ind. Personal]	25.6255	17.7813	43.4068

Fairgrove Township (010)

2021 Ad Valorem Taxes

Taxing Entity	Name	Purpose of Tax	Amount of Tax Mills	2021 Taxable Valuation	Estimate of Tax Dollars	Total Tax Mills	Total Est. Tax Dollars		
County	Tuscola	Bridge/Streets	0.4807	\$157,089,969	\$75,513	12.7101	\$1,996,629		
		Senior Citizens	0.3200		\$50,269				
		Medical Care	0.2500		\$39,272				
		Road Patrol	1.3300		\$208,930				
		Roads/Streets	0.9657		\$151,702				
		Mosquito	0.6316		\$99,218				
		Recycling	0.1500		\$23,563				
		Veterans	0.1700		\$26,705				
		MSU Extension	0.1000		\$15,709				
	Total	8.3121		\$1,305,748					
Township	Fairgrove	Operating	1.4360	\$157,089,969	\$225,581	5.1263	\$805,290		
		Roads	1.6903		\$265,529				
		Services	2.0000		\$314,180				
Township Special Assessments	Fairgrove					0.0000	\$0		
Village	Akron	Operating	10.8880	\$2,407,824	\$26,216	13.8912	\$33,448		
		Hydrants	2.0032		\$4,823				
		Streets	1.0000		\$2,408				
Village	Fairgrove	Operating	10.7333	\$7,068,703	\$75,871	15.0266	\$106,219		
		Streets	4.2933		\$30,348				
School District	Akron-Fairgrove	Total Non-PRE	20.6500	\$28,147,245	\$581,241		\$1,135,678		
		Total PRE	2.6500					\$128,159,883	\$339,624
		Total Com Personal	8.6500					\$495,400	\$4,285
		Total Ind Personal	2.6500					\$79,444,900	\$210,529
		TOTAL COMBINED						\$236,247,428	
School District	Caro	Total Non-PRE	23.6428	\$24,002	\$567		\$3,329		
		Total PRE	5.6500					\$488,782	\$2,762
		Total Com Personal	11.6428					\$0	\$0
		Total Ind Personal	5.6500					\$0	\$0
		TOTAL COMBINED						\$512,784	
School District	Reese	Total Non-PRE	21.9000	\$66,700	\$1,461		\$2,254		
		Total PRE	3.9000					\$203,357	\$793
		Total Com Personal	9.9000					\$0	\$0
		Total Ind Personal	3.9000					\$0	\$0
		TOTAL COMBINED						\$270,057	
Interm. School	Tuscola ISD	Operating	0.1411	\$156,819,912	\$22,127	4.2409	\$665,058		
		Extra Voted	4.0998					\$642,930	
State Education	Michigan	State Education Tax	6.0000	\$77,645,069			\$465,870		
Library	Fairgrove	Operating & Ex Voted	0.7916	\$156,307,128			\$123,733		

Totals for Taxable Status by School District	Summer	Winter	Total
Akron-Fairgrove School District [Non-PRE]	9.9141	35.2068	45.1209
Akron-Fairgrove School District [PRE]	9.9141	17.2068	27.1209
Akron-Fairgrove School District [Com. Personal]	9.9141	23.2068	33.1209
Akron-Fairgrove School District [Ind. Personal]	3.9141	17.2068	21.1209
Caro School District [Non-PRE]	9.9141	37.4080	47.3221
Caro School District [PRE]	9.9141	19.4152	29.3293
Caro School District [Com. Personal]	9.9141	25.4080	35.3221
Caro School District [Ind. Personal]	3.9141	19.4152	23.3293
Reese School District [Non-PRE]	9.9141	35.6652	45.5793
Reese School District [PRE]	9.9141	17.6652	27.5793
Reese School District [Com. Personal]	9.9141	23.6652	33.5793
Reese School District [Ind. Personal]	3.9141	17.6652	21.5793

Fairgrove Village Properties Only

Akron-Fairgrove School District [Non-PRE]	24.9407	35.2068	60.1475
Akron-Fairgrove School District [PRE]	24.9407	17.2068	42.1475
Akron-Fairgrove School District [Com. Personal]	24.9407	23.2068	48.1475
Akron-Fairgrove School District [Ind. Personal]	18.9407	17.2068	36.1475

**Fremont Township (011)**

Taxing Entity	Name	Purpose of Tax	Amount of Tax Mills	2021 Taxable Valuation	Estimate of Tax Dollars	2021 Ad Valorem Taxes	
						Total Tax Mills	Total Est. Tax Dollars
County	Tuscola	Bridge/Streets	0.4807	\$81,900,887	\$39,370	12.7101	\$1,040,968
		Senior Citizens	0.3200		\$26,208		
		Medical Care	0.2500		\$20,475		
		Road Patrol	1.3300		\$108,928		
		Roads/Streets	0.9657		\$79,092		
		Mosquito	0.6316		\$51,729		
		Recycling	0.1500		\$12,285		
		Veterans	0.1700		\$13,923		
		MSU Extension	0.1000		\$8,190		
		Total	8.3121		\$680,768		
Township	Fremont	Operating	1.3326	\$81,900,887	\$109,141	1.3326	\$109,141
Township Special Assessments	Fremont					0.0000	\$0
Village	Mayville	Operating	10.1615	\$16,543,259	\$168,104	14.2486	\$232,689
		Streets	2.1526		\$35,611		
		Street Repair	1.9345	\$14,977,119	\$28,973		
School District	Caro	Total Non-PRE	23.6428	\$5,900	\$139		\$777
		Total PRE	5.6500	\$112,881	\$638		
		Total Com Personal	11.6428	\$0	\$0		
		Total Ind Personal	5.6500	\$0	\$0		
		TOTAL COMBINED		\$118,781			
School District	Mayville	Total Non-PRE	22.4765	\$20,213,591	\$454,331		\$797,504
		Total PRE	5.4000	\$61,568,515	\$332,470		
		Total Com Personal	10.4765	\$1,021,600	\$10,703		
		Total Ind Personal	5.4000	\$0	\$0		
		TOTAL COMBINED		\$82,803,706			
Interm. School	Tuscola ISD	Operating	0.1411	\$81,900,887	\$11,556	4.2409	\$347,333
		Extra Voted	4.0998		\$335,777		
State Education	Michigan	State Education Tax	6.0000	\$81,900,887			\$491,405
Library	Mayville	Operating & Ex Voted	0.7253	\$81,900,887			\$59,403

Totals for Taxable Status by School District	Summer	Winter	Total
Caro School District [Non-PRE]	9.9141	34.3396	44.2537
Caro School District [PRE]	9.9141	16.3468	26.2609
Caro School District [Com. Personal]	9.9141	22.3396	32.2537
Caro School District [Ind. Personal]	3.9141	16.3468	20.2609
Mayville School District [Non-PRE]	9.9141	33.1733	43.0874
Mayville School District [PRE]	9.9141	16.0968	26.0109
Mayville School District [Com. Personal]	9.9141	21.1733	31.0874
Mayville School District [Ind. Personal]	3.9141	16.0968	20.0109
<b>Mayville Village Properties Only</b>			
Mayville School District [Non-PRE]	24.1627	33.1733	57.3360
Mayville School District [PRE]	24.1627	16.0968	40.2595
Mayville School District [Com. Personal]	24.1627	21.1733	45.3360
Mayville School District [Ind. Personal]	18.1627	16.0968	34.2595

Gilford Township (012)

2021 Ad Valorem Taxes

Taxing Entity	Name	Purpose of Tax	Amount of Tax Mills	2021 Taxable Valuation	Estimate of Tax Dollars	Total Tax Mills	Total Est. Tax Dollars	
County	Tuscola	Bridge/Streets	0.4807	\$138,824,650	\$66,733	12.7101	\$1,764,475	
		Senior Citizens	0.3200		\$44,424			
		Medical Care	0.2500		\$34,706			
		Road Patrol	1.3300		\$184,637			
		Roads/Streets	0.9657		\$134,063			
		Mosquito	0.6316		\$87,682			
		Recycling	0.1500		\$20,824			
		Veterans	0.1700		\$23,600			
		MSU Extension	0.1000		\$13,882			
		Total	8.3121		\$1,153,924			
Township	Gilford	Operating	1.3553	\$138,824,650	\$188,149	4.3553	\$604,623	
		Fire Protection	1.0000		\$138,825			
		Roads	2.0000		\$277,649			
Township Special Assessments	Gilford				0.0000	\$0		
School District	Akron-Fairgrove	Total Non-PRE	20.6500	\$10,185,038	\$210,321		\$501,229	
		Total PRE	2.6500	\$64,955,437	\$172,132			
		Total Com Personal	8.6500		\$0	\$0		
		Total Ind Personal	2.6500	\$44,821,200	\$118,776			
		TOTAL COMBINED		\$119,961,675				
School District	Reese	Total Non-PRE	21.9000	\$10,897,365	\$238,652		\$560,205	
		Total PRE	3.9000	\$52,786,810	\$205,869			
		Total Com Personal	9.9000		\$0	\$0		
		Total Ind Personal	3.9000	\$29,662,700	\$115,685			
		TOTAL COMBINED		\$93,346,875				
Interm. School	Tuscola ISD	Operating	0.1411	\$138,824,650	\$19,588	4.2409	\$588,741	
		Extra Voted	4.0998		\$569,153			
State Education	Michigan	State Education Tax	6.0000	\$64,340,750			\$386,045	
Library	Fairgrove	Operating & Ex Voted	0.7916	\$75,140,475			\$59,481	
Library	Reese	Operating & Ex Voted	0.9965	\$63,684,175			\$63,461	

Totals for Taxable Status by School District	Summer	Winter	Total
Akron-Fairgrove School District [Non-PRE]	9.9141	34.4358	44.3499
Akron-Fairgrove School District [PRE]	9.9141	16.4358	26.3499
Akron-Fairgrove School District [Com. Personal]	9.9141	22.4358	32.3499
Akron-Fairgrove School District [Ind. Personal]	3.9141	16.4358	20.3499
Reese School District [Non-PRE]	9.9141	35.8907	45.8048
Reese School District [PRE]	9.9141	17.8907	27.8048
Reese School District [Com. Personal]	9.9141	23.8907	33.8048
Reese School District [Ind. Personal]	3.9141	17.8907	21.8048

Indianfields Township (013)

2021 Ad Valorem Taxes

Taxing Entity	Name	Purpose of Tax	Amount of Tax Mills	2021 Taxable Valuation	Estimate of Tax Dollars	Total Tax Mills	Total Est. Tax Dollars
County	Tuscola	Bridge/Streets	0.4807	\$63,579,267	\$30,563	12.7101	<b>\$808,099</b>
		Senior Citizens	0.3200		\$20,345		
		Medical Care	0.2500		\$15,895		
		Road Patrol	1.3300		\$84,560		
		Roads/Streets	0.9657		\$61,398		
		Mosquito	0.6316		\$40,157		
		Recycling	0.1500		\$9,537		
		Veterans	0.1700		\$10,808		
		MSU Extension	0.1000		\$6,358		
		Total	8.3121		\$528,477		
Township	Indianfields	Operating	1.6170	\$63,579,267	\$102,808	4.3582	<b>\$277,091</b>
		Fire	0.7476		\$47,532		
		Roads	0.9968		\$63,376		
		Roads	0.9968		\$63,376		
Township Special Assessments	Indianfields					0.0000	<b>\$0</b>
School District	Caro	Total Non-PRE	23.6428	\$18,265,970	\$431,859		\$696,273
		Total PRE	5.6500	\$45,313,297	\$256,020		
		Total Com Personal	11.6428	\$655,200	\$7,628		
		Total Ind Personal	5.6500	\$135,600	\$766		
		TOTAL COMBINED		\$64,370,067			
Interm. School	Tuscola ISD	Operating	0.1411	\$63,579,267	\$8,971	4.2409	<b>\$269,633</b>
		Extra Voted	4.0998		\$260,662		
State Education	Michigan	State Education Tax	6.0000	\$63,443,667			<b>\$380,662</b>
Library	Caro District	Operating & Ex Voted	1.4882	\$63,579,267			<b>\$94,619</b>
Authority	Caro Transit	Operating & Ex Voted	1.9972	\$63,579,267			<b>\$126,981</b>

Totals for Taxable Status by School District	Summer	Winter	Total
Caro School District [Non-PRE]	9.9141	40.1253	50.0394
Caro School District [PRE]	9.9141	22.1325	32.0466
Caro School District [Com. Personal]	9.9141	28.1253	38.0394
Caro School District [Ind. Personal]	3.9141	22.1325	26.0466

Juniata Township (014)

2021 Ad Valorem Taxes

Taxing Entity	Name	Purpose of Tax	Amount of Tax Mills	2021 Taxable Valuation	Estimate of Tax Dollars	Total Tax Mills	Total Est. Tax Dollars
County	Tuscola	Bridge/Streets	0.4807	\$91,247,055	\$43,862	12.7101	\$1,159,759
		Senior Citizens	0.3200		\$29,199		
		Medical Care	0.2500		\$22,812		
		Road Patrol	1.3300		\$121,359		
		Roads/Streets	0.9657		\$88,117		
		Mosquito	0.6316		\$57,632		
		Recycling	0.1500		\$13,687		
		Veterans	0.1700		\$15,512		
		MSU Extension	0.1000		\$9,125		
		Total	8.3121		\$758,455		
Township	Juniata	Operating	1.4490	\$91,247,055	\$132,217	4.4319	\$404,398
		Roads	2.9829		\$272,181		
Township Special Assessments	Juniata					0.0000	\$0
School District	Akron-Fairgrove	Total Non-PRE	20.6500	\$1,793,142	\$37,028		\$55,104
		Total PRE	2.6500	\$4,866,949	\$12,897		
		Total Com Personal	8.6500	\$0	\$0		
		Total Ind Personal	2.6500	\$1,954,100	\$5,178		
		TOTAL COMBINED		\$8,614,191			
School District	Caro	Total Non-PRE	23.6428	\$2,990,345	\$70,700		\$238,844
		Total PRE	5.6500	\$23,866,976	\$134,848		
		Total Com Personal	11.6428	\$42,600	\$496		
		Total Ind Personal	5.6500	\$5,805,300	\$32,800		
		TOTAL COMBINED		\$32,705,221			
School District	Reese	Total Non-PRE	21.9000	\$301,340	\$6,599		\$26,672
		Total PRE	3.9000	\$3,211,678	\$12,526		
		Total Com Personal	9.9000	\$0	\$0		
		Total Ind Personal	3.9000	\$1,935,100	\$7,547		
		TOTAL COMBINED		\$5,448,118			
School District	Vassar	Total Non-PRE	20.8741	\$5,926,951	\$123,720		\$350,657
		Total PRE	3.0000	\$48,289,674	\$144,869		
		Total Com Personal	8.8741	\$89,900	\$798		
		Total Ind Personal	3.0000	\$27,090,000	\$81,270		
		TOTAL COMBINED		\$81,396,525			
Interm. School	Tuscola ISD	Operating	0.1411	\$91,247,055	\$12,875	4.2409	\$386,970
		Extra Voted	4.0998		\$374,095		
State Education	Michigan	State Education Tax	6.0000	\$54,462,555			\$326,775
Library	Bullard Sanford	Operating & Ex Voted	1.2500	\$64,389,734			\$80,487
Library	Caro District	Operating & Ex Voted	1.4882	\$26,857,321			\$39,969

Totals for Taxable Status by School District	Summer	Winter	Total
Akron-Fairgrove School District [Non-PRE]	9.9141	34.9708	44.8849
Akron-Fairgrove School District [PRE]	9.9141	16.9708	26.8849
Akron-Fairgrove School District [Com. Personal]	9.9141	22.9708	32.8849
Akron-Fairgrove School District [Ind. Personal]	3.9141	16.9708	20.8849
Caro School District [Non-PRE]	9.9141	38.2018	48.1159
Caro School District [PRE]	9.9141	20.2090	30.1231
Caro School District [Com. Personal]	9.9141	26.2018	36.1159
Caro School District [Ind. Personal]	3.9141	20.2090	24.1231
Reese School District [Non-PRE]	9.9141	36.2208	46.1349
Reese School District [PRE]	9.9141	18.2208	28.1349
Reese School District [Com. Personal]	9.9141	24.2208	34.1349
Reese School District [Ind. Personal]	3.9141	18.2208	22.1349

Kingston Township (015)

2021 Ad Valorem Taxes

Taxing Entity	Name	Purpose of Tax	Amount of Tax Mills	2021 Taxable Valuation	Estimate of Tax Dollars	Total Tax Mills	Total Est. Tax Dollars
County	Tuscola	Bridge/Streets	0.4807	\$41,049,844	\$19,733	12.7101	\$521,748
		Senior Citizens	0.3200		\$13,136		
		Medical Care	0.2500		\$10,262		
		Road Patrol	1.3300		\$54,596		
		Roads/Streets	0.9657		\$39,642		
		Mosquito	0.6316		\$25,927		
		Recycling	0.1500		\$6,157		
		Veterans	0.1700		\$6,978		
		MSU Extension	0.1000		\$4,105		
		Total	8.3121		\$341,210		
Township	Kingston	Operating	1.3507	\$41,049,844	\$55,446	3.3203	\$136,298
		Roads	1.9696		\$80,852		
Township Special Assessments	Kingston	Fire	1.0000	\$36,259,557	\$36,260	1.0000	\$36,260
Village	Kingston	Operating	10.7393	\$4,790,287	\$51,444	12.4569	\$59,672
		Water Impr.	1.7176		\$8,228		
Village Special Assessments	Kingston	Public Safety	4.0000	\$4,319,108	\$17,276	4.0000	\$18,958
School District	Marlette	Total Non-PRE	19.4000	\$56,441	\$1,095		\$1,682
		Total PRE	1.4000	\$419,317	\$587		
		Total Com Personal	7.4000	\$0	\$0		
		Total Ind Personal	1.4000	\$0	\$0		
		TOTAL COMBINED		\$475,758			
School District	Cass City	Total Non-PRE	20.8813	\$1,954,400	\$40,810		\$61,613
		Total PRE	3.0000	\$6,934,358	\$20,803		
		Total Com Personal	8.8813	\$0	\$0		
		Total Ind Personal	3.0000	\$0	\$0		
		TOTAL COMBINED		\$8,888,758			
School District	Kingston	Total Non-PRE	23.1000	\$8,307,842	\$191,911		\$312,089
		Total PRE	5.1000	\$23,377,486	\$119,225		
		Total Com Personal	11.1000	\$85,824	\$953		
		Total Ind Personal	5.1000	\$0	\$0		
		TOTAL COMBINED		\$31,771,152			
Interm. School	Tuscola ISD	Operating	0.1411	\$40,574,086	\$5,725	4.2409	\$172,071
		Extra Voted	4.0998		\$166,346		
Interm. School	Sanilac ISD	Operating	0.2026	\$475,758	\$96	2.5551	\$1,216
		Extra Voted	2.3525		\$1,119		
State Education	Michigan	State Education Tax	6.0000	\$41,049,844			\$246,299

Totals for Taxable Status by School District	Summer	Winter	Total
Marlette School District [Non-PRE]	9.9141	29.6734	39.5875
Marlette School District [PRE]	9.9141	11.6734	21.5875
Marlette School District [Com. Personal]	9.9141	17.6734	27.5875
Marlette School District [Ind. Personal]	3.9141	11.6734	15.5875
Cass City School District [Non-PRE]	9.9141	32.8405	42.7546
Cass City School District [PRE]	9.9141	14.9592	24.8733
Cass City School District [Com. Personal]	9.9141	20.8405	30.7546
Cass City School District [Ind. Personal]	3.9141	14.9592	18.8733
Kingston School District [Non-PRE]	9.9141	32.8405	42.7546
Kingston School District [PRE]	9.9141	14.9592	24.8733
Kingston School District [Com. Personal]	9.9141	20.8405	30.7546
Kingston School District [Ind. Personal]	3.9141	14.9592	18.8733



Koylton Township (016)

2021 Ad Valorem Taxes

Taxing Entity	Name	Purpose of Tax	Amount of Tax Mills	2021 Taxable Valuation	Estimate of Tax Dollars	Total Tax Mills	Total Est. Tax Dollars
County	Tuscola	Bridge/Streets	0.4807	\$48,968,923	\$23,539	12.7101	\$622,400
		Senior Citizens	0.3200		\$15,670		
		Medical Care	0.2500		\$12,242		
		Road Patrol	1.3300		\$65,129		
		Roads/Streets	0.9657		\$47,289		
		Mosquito	0.6316		\$30,929		
		Recycling	0.1500		\$7,345		
		Veterans	0.1700		\$8,325		
		MSU Extension	0.1000		\$4,897		
	Total	8.3121		\$407,035			
Township	Koylton	Operating	1.1897	\$48,968,923	\$58,258	5.1165	\$250,549
		Roads	1.9634		\$96,146		
		Roads	1.9634		\$96,146		
Township Special Assessments	Koylton				0.0000	\$0	
Village	Kingston	Operating	10.7393	\$1,350,661	\$14,505	12.4569	\$16,825
		Water Impr.	1.7176		\$2,320		
Village Special	Kingston	Public Safety	4.0000	\$1,118,461	\$4,474	4.0000	\$77,320
School District	Marlette	Total Non-PRE	19.4000	\$2,594,990	\$50,343		\$75,131
		Total PRE	1.4000	\$16,074,009	\$22,504		
		Total Com Personal	7.4000	\$308,700	\$2,284		
		Total Ind Personal	1.4000	\$0	\$0		
		TOTAL COMBINED		\$18,977,699			
School District	Kingston	Total Non-PRE	23.1000	\$8,808,407	\$203,474		\$314,138
		Total PRE	5.1000	\$21,491,517	\$109,607		
		Total Com Personal	11.1000	\$95,200	\$1,057		
		Total Ind Personal	5.1000	\$0	\$0		
		TOTAL COMBINED		\$30,395,124			
Interm. School	Tuscola ISD	Operating	0.1411	\$30,299,924	\$4,275	4.2409	\$128,499
		Extra Voted	4.0998		\$124,224		
Interm. School	Sanilac ISD	Operating	0.2026	\$18,668,999	\$3,782	2.5551	\$47,701
		Extra Voted	2.3525		\$43,919		
State Education	Michigan	State Education Tax	6.0000	\$48,968,923			\$293,814

Totals for Taxable Status by School District	Summer	Winter	Total
Marlette School District [Non-PRE]	9.9141	31.4696	41.3837
Marlette School District [PRE]	9.9141	13.4696	23.3837
Marlette School District [Com. Personal]	9.9141	19.4696	29.3837
Marlette School District [Ind. Personal]	3.9141	13.4696	17.3837
Kingston School District [Non-PRE]	9.9141	36.8554	46.7695
Kingston School District [PRE]	9.9141	18.8554	28.7695
Kingston School District [Com. Personal]	9.9141	24.8554	34.7695
Kingston School District [Ind. Personal]	3.9141	18.8554	22.7695

Kingston Village Properties Only

Kingston School District [Non-PRE]	22.3710	36.8554	59.2264
Kingston School District [PRE]	22.371	18.8554	41.2264
Kingston School District [Com. Personal]	22.371	24.8554	47.2264
Kingston School District [Ind. Personal]	16.371	18.8554	35.2264

Millington Township (017)

2021 Ad Valorem Taxes

Taxing Entity	Name	Purpose of Tax	Amount of Tax Mills	2021 Taxable Valuation	Estimate of Tax Dollars	Total Tax Mills	Total Est. Tax Dollars
County	Tuscola	Bridge/Streets	0.4807	\$119,947,888	\$57,659	12.7101	\$1,524,550
		Senior Citizens	0.3200		\$38,383		
		Medical Care	0.2500		\$29,987		
		Road Patrol	1.3300		\$159,531		
		Roads/Streets	0.9657		\$115,834		
		Mosquito	0.6316		\$75,759		
		Recycling	0.1500		\$17,992		
		Veterans	0.1700		\$20,391		
		MSU Extension	0.1000		\$11,995		
	Total	8.3121		\$997,019			
Township	Millington	Operating	1.3813	\$119,947,888	\$165,684	2.4342	\$291,977
		Fire	0.3460		\$41,502		
		A.I.S.	0.2890		\$34,665		
		Fire	0.4179		\$50,126		
Township Special Assessments	Millington	Police	2.4000	\$96,525,205	\$231,660	2.4000	\$231,660
Village	Millington	Operating	11.5874	\$19,545,183	\$226,478	13.9396	\$272,452
		Village Utilities	2.3522		\$45,974		
School District	Millington	Total Non-PRE	20.9459	\$24,143,702	\$505,712		\$799,120
		Total PRE	2.9459	\$95,804,186	\$282,230		
		Total Com Personal	8.9459	\$1,029,000	\$9,205		
		Total Ind Personal	2.9459	\$670,100	\$1,974		
		TOTAL COMBINED		\$121,646,988			
Interm. School	Tuscola ISD	Operating	0.1411	\$119,947,888	\$16,925	4.2409	\$508,687
		Extra Voted	4.0998		\$491,762		
State Education	Michigan	State Education Tax	6.0000	\$119,277,788			\$715,667
Library	Millington-Arbela	Operating & Extra Voted	0.9641	\$119,947,888			\$115,642

Totals for Taxable Status by School District	Summer	Winter	Total
Millington School District [Non-PRE]	9.9141	32.9831	42.8972
Millington School District [PRE]	9.9141	14.9831	24.8972
Millington School District [Com. Personal]	9.9141	20.9831	30.8972
Millington School District [Ind. Personal]	3.9141	14.9831	18.8972

Millington Village Parcels Only

Millington School District [Non-PRE]	23.8537	32.9831	56.8368
Millington School District [PRE]	23.8537	14.9831	38.8368
Millington School District [Com. Personal]	23.8537	20.9831	44.8368
Millington School District [Ind. Personal]	17.8537	14.9831	32.8368

Novesta Township (018)

2021 Ad Valorem Taxes

Taxing Entity	Name	Purpose of Tax	Amount of Tax Mills	2021 Taxable Valuation	Estimate of Tax Dollars	Total Tax Mills	Total Est. Tax Dollars
County	Tuscola	Bridge/Streets	0.4807	\$39,760,407	\$19,113	12.7101	\$505,359
		Senior Citizens	0.3200		\$12,723		
		Medical Care	0.2500		\$9,940		
		Road Patrol	1.3300		\$52,881		
		Roads/Streets	0.9657		\$38,397		
		Mosquito	0.6316		\$25,113		
		Recycling	0.1500		\$5,964		
		Veterans	0.1700		\$6,759		
		MSU Extension	0.1000		\$3,976		
		Total	8.3121		\$330,492		
Township	Novesta	Operating	1.3502	\$39,760,407	\$53,685	4.3038	\$171,121
		Roads	0.9750	\$38,766			
		Roads	1.9786	\$78,670			
Township Special Assessments	Novesta					0.0000	\$0
School District	Cass City	Total Non-PRE	20.8813	\$6,331,206	\$132,204		\$233,614
		Total PRE	3.0000	\$33,429,201	\$100,288		
		Total Com Personal	8.8813	\$126,400	\$1,123		
		Total Ind Personal	3.0000	\$0	\$0		
		TOTAL COMBINED		\$39,886,807			
Interm. School	Tuscola ISD	Operating	0.1411	\$39,760,407	\$5,610	4.2409	\$168,620
		Extra Voted	4.0998		\$163,010		
State Education	Michigan	State Education Tax	6.0000	\$39,760,407			\$238,562
Library	Rawson	Operating & Special Voted	1.0942	\$39,760,407			\$43,506

Totals for Taxable Status by School District	Summer	Winter	Total
Cass City School District [Non-PRE]	9.9141	34.9182	44.8323
Cass City School District [PRE]	9.9141	17.0369	26.9510
Cass City School District [Com. Personal]	9.9141	22.9182	32.8323
Cass City School District [Ind. Personal]	3.9141	17.0369	20.9510

Tuscola Township (019)

2021 Ad Valorem Taxes

Taxing Entity	Name	Purpose of Tax	Amount of Tax Mills	2021 Taxable Valuation	Estimate of Tax Dollars	Total Tax Mills	Total Est. Tax Dollars
County	Tuscola	Bridge/Streets	0.4807	\$84,661,009	\$40,697	12.7101	\$1,076,050
		Senior Citizens	0.3200		\$27,092		
		Medical Care	0.2500		\$21,165		
		Road Patrol	1.3300		\$112,599		
		Roads/Streets	0.9657		\$81,757		
		Mosquito	0.6316		\$53,472		
		Recycling	0.1500		\$12,699		
		Veterans	0.1700		\$14,392		
		MSU Extension	0.1000		\$8,466		
	Total	8.3121		\$703,711			
Township	Tuscola	Operating	1.5265	\$84,661,009	\$129,235	1.5265	\$129,235
Township Special Assessments	Tuscola	Fire	0.7500	\$70,835,109	\$53,126	0.7500	\$53,126
School District	Frankenmuth	Total Non-PRE	22.1800	\$11,373,797	\$252,271		\$321,705
		Total PRE	4.1800	\$16,611,106	\$69,434		
		Total Com Personal	10.1800	\$0	\$0		
		Total Ind Personal	4.1800	\$0	\$0		
		TOTAL COMBINED		\$27,984,903			
School District	Millington	Total Non-PRE	20.9459	\$5,300	\$111		\$2,010
		Total PRE	2.9459	\$644,546	\$1,899		
		Total Com Personal	8.9459	\$0	\$0		
		Total Ind Personal	2.9459	\$0	\$0		
		TOTAL COMBINED		\$649,846			
School District	Vassar	Total Non-PRE	20.8741	\$8,466,579	\$176,732		\$327,905
		Total PRE	3.0000	\$47,559,681	\$142,679		
		Total Com Personal	8.8741	\$825,100	\$7,322		
		Total Ind Personal	3.0000	\$390,500	\$1,172		
		TOTAL COMBINED		\$57,241,860			
Interm. School	Saginaw ISD	Operating	0.1455	\$27,984,903	\$4,072	3.0872	\$86,395
		Extra Voted	2.9417		\$82,323		
Interm. School	Tuscola ISD	Operating	0.1411	\$56,676,106	\$7,997	4.2409	\$240,358
		Extra Voted	4.0998		\$232,361		
State Education	Michigan	State Education Tax	6.0000	\$84,270,509			\$505,623
Library	Bullard Sanford	Operating & Ex Voted	1.2500	\$84,661,009			\$105,826

Totals for Taxable Status by School District	Summer	Winter	Total
Frankenmuth School District [Non-PRE]	9.9141	32.4417	42.3558
Frankenmuth School District [PRE]	9.9141	14.4417	24.3558
Frankenmuth School District [Com. Personal]	9.9141	20.4417	30.3558
Frankenmuth School District [Ind. Personal]	3.9141	14.4417	18.3558
Millington School District [Non-PRE]	9.9141	32.3613	42.2754
Millington School District [PRE]	9.9141	14.3613	24.2754
Millington School District [Com. Personal]	9.9141	20.3613	30.2754
Millington School District [Ind. Personal]	9.9141	14.3613	18.2754
Vassar School District [Non-PRE]	9.9141	32.2895	42.2036
Vassar School District [PRE]	9.9141	14.4154	24.3295
Vassar School District [Com. Personal]	9.9141	20.2895	30.2036
Vassar School District [Ind. Personal]	3.9141	14.4154	18.3295

Vassar Township (020)

2021 Ad Valorem Taxes

Taxing Entity	Name	Purpose of Tax	Amount of Tax Mills	2021 Taxable Valuation	Estimate of Tax Dollars	Total Tax Mills	Total Est. Tax Dollars
County	Tuscola	Bridge/Streets	0.4807	\$92,325,519	\$44,381	12.7101	\$1,173,467
		Senior Citizens	0.3200		\$29,544		
		Medical Care	0.2500		\$23,081		
		Road Patrol	1.3300		\$122,793		
		Roads/Streets	0.9657		\$89,159		
		Mosquito	0.6316		\$58,313		
		Recycling	0.1500		\$13,849		
		Veterans	0.1700		\$15,695		
		MSU Extension	0.1000		\$9,233		
	Total	8.3121		\$767,419			
Township	Vassar	Operating	1.0000	\$92,325,519	\$92,326	1.0000	\$92,326
Township Special Assessments	Tuscola					0.0000	\$0
School District	Mayville	Total Non-PRE	22.4765	\$217,441	\$4,887		\$5,202
		Total PRE	5.4000	\$58,226	\$314		
		Total Com Personal	10.4765	\$0	\$0		
		Total Ind Personal	5.4000	\$0	\$0		
		TOTAL COMBINED		\$275,667			
School District	Millington	Total Non-PRE	20.9459	\$2,726,055	\$57,100		\$80,295
		Total PRE	2.9459	\$7,873,646	\$23,195		
		Total Com Personal	8.9459	\$0	\$0		
		Total Ind Personal	2.9459	\$0	\$0		
		TOTAL COMBINED		\$10,599,701			
School District	Vassar	Total Non-PRE	20.8741	\$19,049,339	\$397,638		\$590,961
		Total PRE	3.0000	\$62,400,812	\$187,202		
		Total Com Personal	8.8741	\$672,850	\$5,971		
		Total Ind Personal	3.0000	\$49,920	\$150		
		TOTAL COMBINED		\$82,172,921			
Interm. School	Tuscola ISD	Operating	0.1411	\$92,325,519	\$13,027	4.2409	\$391,543
		Extra Voted	4.0998		\$378,516		
State Education	Michigan	State Education Tax	6.0000	\$92,275,599			\$553,654
Library	Bullard Sanford	Operating & Ex Voted	1.2500	\$92,325,519			\$115,407

Totals for Taxable Status by School District	Summer	Winter	Total
Mayville School District [Non-PRE]	9.9141	33.3654	43.2795
Mayville School District [PRE]	9.9141	16.2889	26.2030
Mayville School District [Com. Personal]	9.9141	21.3654	31.2795
Mayville School District [Ind. Personal]	3.9141	16.2889	20.2030
Millington School District [Non-PRE]	9.9141	31.8348	41.7489
Millington School District [PRE]	9.9141	13.8348	23.7489
Millington School District [Com. Personal]	9.9141	19.8348	29.7489
Millington School District [Ind. Personal]	3.9141	13.8348	17.7489
Vassar School District [Non-PRE]	9.9141	31.7630	41.6771
Vassar School District [PRE]	9.9141	13.8889	23.8030
Vassar School District [Com. Personal]	9.9141	19.7630	29.6771
Vassar School District [Ind. Personal]	3.9141	13.8889	17.8030

Watertown Township (021)

2021 Ad Valorem Taxes

Taxing Entity	Name	Purpose of Tax	Amount of Tax Mills	2021 Taxable Valuation	Estimate of Tax Dollars	Total Tax Mills	Total Est. Tax Dollars
County	Tuscola	Bridge/Streets	0.4807	\$58,371,108	\$28,059	12.7101	\$741,903
		Senior Citizens	0.3200		\$18,679		
		Medical Care	0.2500		\$14,593		
		Road Patrol	1.3300		\$77,634		
		Roads/Streets	0.9657		\$56,369		
		Mosquito	0.6316		\$36,867		
		Recycling	0.1500		\$8,756		
		Veterans	0.1700		\$9,923		
		MSU Extension	0.1000		\$5,837		
	Total	8.3121		\$485,186			
Township	Watertown	Operating	1.1185	\$58,371,108	\$65,288	1.1185	\$65,288
Township Special Assessments	Watertown					0.0000	\$0
School District	Mayville	Total Non-PRE	22.4765	\$7,346,743	\$165,129		\$321,280
		Total PRE	5.4000	\$28,890,002	\$156,006		
		Total Com Personal	10.4765	\$0	\$0		
		Total Ind Personal	5.4000	\$26,830	\$145		
		TOTAL COMBINED		\$36,263,575			
School District	Millington	Total Non-PRE	20.9459	\$5,120,740	\$107,259		\$157,400
		Total PRE	2.9459	\$17,013,623	\$50,120		
		Total Com Personal	8.9459	\$0	\$0		
		Total Ind Personal	2.9459	\$7,060	\$21		
		TOTAL COMBINED		\$22,141,423			
Interm. School	Tuscola ISD	Operating	0.1411	\$58,371,108	\$8,236	4.2409	\$247,546
		Extra Voted	4.0998		\$239,310		
State Education	Michigan	State Education Tax	6.0000	\$58,337,218			\$350,023

Totals for Taxable Status by School District	Summer	Winter	Total
Mayville School District [Non-PRE]	9.9141	32.2339	42.1480
Mayville School District [PRE]	9.9141	15.1574	25.0715
Mayville School District [Com. Personal]	9.9141	20.2339	30.1480
Mayville School District [Ind. Personal]	3.9141	15.1574	19.0715
Millington School District [Non PRE]	9.9141	30.7033	40.6174
Millington School District [PRE]	9.9141	12.7033	22.6174
Millington School District [Com. Personal]	9.9141	18.7033	28.6174
Millington School District [Ind. Personal]	3.9141	12.7033	16.6174

Wells Township (022)

2021 Ad Valorem Taxes

Taxing Entity	Name	Purpose of Tax	Amount of Tax Mills	2021 Taxable Valuation	Estimate of Tax Dollars	Total Tax Mills	Total Est. Tax Dollars
County	Tuscola	Bridge/Streets	0.4807	\$47,626,338	\$22,894	12.7101	\$605,336
		Senior Citizens	0.3200		\$15,240		
		Medical Care	0.2500		\$11,907		
		Road Patrol	1.3300		\$63,343		
		Roads/Streets	0.9657		\$45,993		
		Mosquito	0.6316		\$30,081		
		Recycling	0.1500		\$7,144		
		Veterans	0.1700		\$8,096		
		MSU Extension	0.1000		\$4,763		
	Total	8.3121	\$395,875				
Township	Wells	Operating	1.1886	\$47,626,338	\$56,609	3.1768	\$151,299
		Roads	1.9882	\$94,691			
Township Special Assessments	Wells					0.0000	\$0
School District	Caro	Total Non-PRE	23.6428	\$4,564,964	\$107,929		\$220,561
		Total PRE	5.6500	\$18,702,727	\$105,670		
		Total Com Personal	11.6428	\$0	\$0		
		Total Ind Personal	5.6500	\$1,232,200	\$6,962		
		TOTAL COMBINED		\$24,499,891			
School District	Cass City	Total Non-PRE	20.8813	\$918,764	\$19,185		\$25,085
		Total PRE	3.0000	\$1,966,715	\$5,900		
		Total Com Personal	8.8813	\$0	\$0		
		Total Ind Personal	3.0000	\$0	\$0		
		TOTAL COMBINED		\$2,885,479			
School District	Kingston	Total Non-PRE	23.1000	\$5,481,468	\$126,622		\$209,364
		Total PRE	5.1000	\$15,991,700	\$81,558		
		Total Com Personal	11.1000	\$105,000	\$1,166		
		Total Ind Personal	5.1000	\$3,700	\$19		
		TOTAL COMBINED		\$21,581,868			
Interm. School	Tuscola ISD	Operating	0.1411	\$47,626,338	\$6,720	4.2409	\$201,979
		Extra Voted	4.0998	\$195,258			
State Education	Michigan	State Education Tax	6.0000	\$46,390,438			\$278,343
Library	Caro District	Operating & Ex Voted	1.4882	\$23,267,691	\$34,627		\$34,627

Totals for Taxable Status by School District	Summer	Winter	Total
Caro School District [Non-PRE]	9.9141	36.9467	46.8608
Caro School District [PRE]	9.9141	18.9539	28.8680
Caro School District [Com. Personal]	9.9141	24.9467	34.8608
Caro School District [Ind. Personal]	3.9141	18.9539	22.8680
Cass City School District [Non-PRE]	9.9141	32.6970	42.6111
Cass City School District [PRE]	9.9141	14.8157	24.7298
Cass City School District [Com. Personal]	9.9141	20.6970	30.6111
Cass City School District [Ind. Personal]	3.9141	14.8157	18.7298
Kingston School District [Non-PRE]	9.9141	34.9157	44.8298
Kingston School District [PRE]	9.9141	16.9157	26.8298
Kingston School District [Com. Personal]	9.9141	22.9157	32.8298
Kingston School District [Ind. Personal]	3.9141	16.9157	20.8298

Wisner Township (023)

2021 Ad Valorem Taxes

Taxing Entity	Name	Purpose of Tax	Amount of Tax Mills	2021 Taxable Valuation	Estimate of Tax Dollars	Total Tax Mills	Total Est. Tax Dollars	
County	Tuscola	Bridge/Streets	0.4807	\$28,250,064	\$13,580	12.7101	\$359,061	
		Senior Citizens	0.3200		\$9,040			
		Medical Care	0.2500		\$7,063			
		Road Patrol	1.3300		\$37,573			
		Roads/Streets	0.9657		\$27,281			
		Mosquito	0.6316		\$17,843			
		Recycling	0.1500		\$4,238			
		Veterans	0.1700		\$4,803			
		MSU Extension	0.1000		\$2,825			
		Total	8.3121		\$234,817			
Township	Wisner	Operating	1.3700	\$28,250,064	\$38,703	5.0644	\$143,070	
		Fire/Ambulance	1.7249		\$48,729			
		Roads	1.9695		\$55,639			
Township Special Assessments	Wisner				0.0000	\$0		
School District	Akron-Fairgrove	Total Non-PRE	20.6500	\$2,882,296	\$59,519		\$94,361	
		Total PRE	2.6500	\$12,158,657	\$32,220			
		Total Com Personal	8.6500		\$58,500	\$506		
		Total Ind Personal	2.6500		\$798,300	\$2,115		
		TOTAL COMBINED		\$15,897,753				
School District	Unionville-Sebewaing	Total Non-PRE	23.7200	\$1,895,959	\$44,972		\$109,810	
		Total PRE	5.7200	\$11,313,152	\$64,711			
		Total Com Personal	11.7200		\$10,800	\$127		
		Total Ind Personal	5.7200		\$0	\$0		
		TOTAL COMBINED		\$13,219,911				
Interm. School	Tuscola ISD	Operating	0.1411	\$28,250,064	\$3,986	4.2409	\$119,806	
		Extra Voted	4.0998		\$115,820			
State Education	Michigan	State Education Tax	6.0000	\$27,451,764			\$164,711	
Library	Fairgrove	Operating & Ex Voted	0.7916	\$15,040,953	\$11,906		\$11,906	

Totals for Taxable Status by School District	Summer	Winter	Total
Akron-Fairgrove School District [Non-PRE]	9.9141	35.1449	45.0590
Akron-Fairgrove School District [PRE]	9.9141	17.1449	27.0590
Akron-Fairgrove School District [Com. Personal]	9.9141	23.1449	33.0590
Akron-Fairgrove School District [Ind. Personal]	3.9141	17.1449	21.0590
Unionville-Sebewaing School District [Non-PRE]	9.9141	37.4233	47.3374
Unionville-Sebewaing School District [PRE]	9.9141	19.4233	29.3374
Unionville-Sebewaing School District [Com. Personal]	9.9141	25.4233	35.3374
Unionville-Sebewaing School District [Ind. Personal]	3.9141	19.4233	23.3374



Caro City (050)

2021 Ad Valorem Taxes

Taxing Entity	Name	Purpose of Tax	Amount of Tax Mills	2021 Taxable Valuation	Estimate of Tax Dollars	Total Tax Mills	Total Est. Tax Dollars
County	Tuscola	Bridge/Streets	0.4807	\$90,726,999	\$43,612	12.7101	\$1,153,149
		Senior Citizens	0.3200		\$29,033		
		Medical Care	0.2500		\$22,682		
		Road Patrol	1.3300		\$120,667		
		Roads/Streets	0.9657		\$87,615		
		Mosquito	0.6316		\$57,303		
		Recycling	0.1500		\$13,609		
		Veterans	0.1700		\$15,424		
		MSU Extension	0.1000		\$9,073		
		Total	8.3121		\$754,132		
City	Caro	Operating	16.1643	\$90,726,999	\$1,466,538	16.1643	\$1,466,538
School District	Caro	Total Non-PRE	23.6428	\$49,862,512	\$1,178,889		\$1,453,888
		Total PRE	5.6500	\$40,864,487	\$230,884		
		Total Com Personal	11.6428	\$3,020,102	\$35,162		
		Total Ind Personal	5.6500	\$1,584,344	\$8,952		
		TOTAL COMBINED		\$95,331,445			
Interm. School	Tuscola ISD	Operating	0.1411	\$90,726,999	\$12,802	4.2409	\$384,764
		Extra Voted	4.0998		\$371,963		
State Education	Michigan	State Education Tax	6.0000	\$89,142,655			\$534,856
Library	Caro District	Operating & Ex Voted	1.4882	\$90,726,999			\$135,020
Authority	Caro Transit	Operating & Ex Voted	1.9972	\$90,726,999			\$181,200

Totals for Taxable Status by School District	Summer	Winter	Total
Caro School District [Non-PRE]	26.0784	35.7671	61.8455
Caro School District [PRE]	26.0784	17.7743	43.8527
Caro School District [Com. Personal]	26.0784	23.7671	49.8455
Caro School District [Ind. Personal]	20.0784	17.7743	37.8527

Vassar City (051)

2021 Ad Valorem Taxes

Taxing Entity	Name	Purpose of Tax	Amount of Tax Mills	2021 Taxable Valuation	Estimate of Tax Dollars	Total Tax Mills	Total Est. Tax Dollars
County	Tuscola	Bridge/Streets	0.4807	\$44,590,137	\$21,434	12.7101	\$566,745
		Senior Citizens	0.3200		\$14,269		
		Medical Care	0.2500		\$11,148		
		Road Patrol	1.3300		\$59,305		
		Roads/Streets	0.9657		\$43,061		
		Mosquito	0.6316		\$28,163		
		Recycling	0.1500		\$6,689		
		Veterans	0.1700		\$7,580		
		MSU Extension	0.1000		\$4,459		
		Total	8.3121		\$370,638		
City	Vassar	Operating	17.0000	\$44,590,137	\$758,032	17.0000	\$758,032
School District	Vassar	Total Non-PRE	20.8741	\$16,042,773	\$334,878		\$434,980
		Total PRE	3.0000	\$28,547,364	\$85,642		
		Total Com Personal	8.8741	\$1,616,200	\$14,342		
		Total Ind Personal	3.0000	\$39,100	\$117		
		TOTAL COMBINED		\$46,245,437			
Interm. School	Tuscola ISD	Operating	0.1411	\$44,590,137	\$6,292	4.2409	\$189,102
		Extra Voted	4.0998		\$182,811		
State Education	Michigan	State Education Tax	6.0000	\$44,551,037			\$267,306
Library	Bullard Sanford	Operating & Extra Voted	1.2500	\$44,590,137			\$55,738

Totals for Taxable Status by School District	Summer	Winter	Total
Vassar School District [Non-PRE]	28.1641	29.5130	57.6771
Vassar School District [PRE]	28.1641	11.6389	39.8030
Vassar School District [Com. Personal]	28.1641	17.5130	45.6771
Vassar School District [Ind. Personal]	22.1641	11.6389	33.8030

## Compilation of Overall Estimated Tax Revenue

Local Governmental Units	Overall Millage Rate	Taxable Value	Estimated Tax Dollars
Akron Township	5.2224	\$143,896,677	\$751,486
Almer Township	3.4430	\$65,656,935	\$226,057
Arbela Township	3.8224	\$74,946,813	\$427,660
Columbia Township	6.3912	\$174,829,830	\$1,117,372
Dayton Township	3.2110	\$57,196,811	\$183,659
Denmark Township	3.4518	\$110,232,101	\$549,672
Elkland Township	3.6374	\$93,211,300	\$339,047
Ellington Township	4.7563	\$43,168,789	\$205,324
Elmwood Township	5.2705	\$43,684,162	\$230,237
Fairgrove Township	5.1263	\$157,089,969	\$805,290
Fremont Township	1.3326	\$81,900,887	\$109,141
Gilford Township	4.3553	\$138,824,650	\$604,623
Indianfields Township	4.3582	\$63,579,267	\$277,091
Juniata Township	4.4319	\$91,247,055	\$404,398
Kingston Township	3.3203	\$41,049,844	\$172,557
Koylton Township	5.1165	\$48,968,923	\$250,549
Millington Township	2.4342	\$119,947,888	\$523,638
Novesta Township	4.3038	\$39,760,407	\$171,121
Tuscola Township	1.5265	\$84,661,009	\$182,361
Vassar Township	1.0000	\$92,325,519	\$92,326
Watertown Township	1.1185	\$58,371,108	\$65,288
Wells Township	3.1768	\$47,626,338	\$151,299
Wisner Township	5.0644	\$28,250,064	\$143,070
City of Caro	16.1643	\$90,726,999	\$1,466,538
City of Vassar	17.0000	\$44,590,137	\$758,032
Village of Akron	13.8912	\$6,555,203	\$91,060
Village of Cass City	18.0851	\$50,186,038	\$907,620
Village of Fairgrove	15.0266	\$7,068,703	\$106,219
Village of Gagetown	21.7114	\$4,185,615	\$90,876
Village of Kingston	12.4569	\$6,140,948	\$172,776
Village of Mayville	14.2486	\$16,543,259	\$232,689
Village of Millington	13.9396	\$19,545,183	\$272,452
Village of Reese	11.0000	\$30,635,369	\$380,944
Village of Unionville	13.7459	\$8,775,569	\$120,628

## Compilation of Overall Estimated Tax Revenue

Authorities	Overall Millage Rate	Taxable Value	Estimated Tax Dollars
Caro Transit Authority	1.9972	\$219,963,201	\$439,311
Bullard Sanford Library	1.2500	\$285,966,399	\$357,458
Caro Area District Library	1.4882	\$295,733,786	\$440,111
Fairgrove District Library	0.7916	\$339,293,015	\$268,584
Mayville District Library	0.7253	\$139,097,698	\$100,888
Millington Arbela Library	0.9641	\$194,894,701	\$187,898
Rawson Memorial Library	1.0942	\$176,655,869	\$193,297
Reese District Library	0.9965	\$173,916,276	\$173,308

Tuscola County	Overall Millage Rate	Taxable Value	Estimated Tax Dollars
Operating	3.9141	\$2,035,743,482	\$7,968,104
Bridge/Streets	0.4807	\$2,035,743,482	\$978,582
Senior Citizens	0.3200	\$2,035,743,482	\$651,438
Medical Care	0.2500	\$2,035,743,482	\$508,936
Road Patrol	1.3300	\$2,035,743,482	\$2,707,539
Roads/Streets	0.9657	\$2,035,743,482	\$1,965,917
Mosquito	0.6316	\$2,035,743,482	\$1,285,776
Recycling	0.1500	\$2,035,743,482	\$305,362
Veterans	0.1700	\$2,035,743,482	\$346,076
MSU Extension	0.1000	\$2,035,743,482	\$203,574
Total	8.3121		\$16,921,303

Intermediate School Districts	Overall Millage Rate	Taxable Value	Estimated Tax Dollars
Huron ISD	4.8886	\$28,378,529	\$138,731
Saginaw ISD	3.0872	\$29,169,545	\$90,052
Sanilac ISD	2.5551	\$19,144,757	\$48,917
Tuscola ISD	4.2409	\$1,959,050,651	\$8,308,138

School District	Taxable Value	Operating Millage	Operating Tax Dollars	Extra Voted Millage	Extra Voted Tax Dollars	Debt Millage	Debt Tax Dollars	Total Est. Tax Dollars
Akron Fairgrove School District [Non-PRE]	\$59,597,171	18.0000	\$1,072,749	0	\$0	2.6500	\$157,933	\$1,230,682
Akron Fairgrove School District [PRE]	\$286,355,935	0.0000	\$0	0	\$0	2.6500	\$758,843	\$758,843
Akron Fairgrove School District [Com. Personal]	\$565,200	6.0000	\$3,391	0	\$0	2.6500	\$1,498	\$4,889
Akron Fairgrove School District [Ind. Personal]	\$172,294,600	0.0000	\$0	0	\$0	2.6500	\$456,581	\$456,581
<b>Totals</b>	<b>\$518,812,906</b>		<b>\$1,076,140</b>	<b>\$0</b>	<b>\$0</b>		<b>\$1,374,854</b>	<b>\$2,450,994</b>
Caro School District [Non-PRE]	\$94,055,652	17.9928	\$1,692,325	0	\$0	5.6500	\$531,414	\$2,223,739
Caro School District [PRE]	\$205,298,677	0.0000	\$0	0	\$0	5.6500	\$1,159,938	\$1,159,938
Caro School District [Com. Personal]	\$4,237,102	5.9928	\$25,392	0	\$0	5.6500	\$23,940	\$49,332
Caro School District [Ind. Personal]	\$11,417,944	0.0000	\$0	0	\$0	5.6500	\$64,511	\$64,511
<b>Totals</b>	<b>\$315,009,375</b>		<b>\$1,717,717</b>	<b>\$0</b>	<b>\$0</b>		<b>\$1,779,803</b>	<b>\$3,497,520</b>
Cass City School District [Non-PRE]*	\$41,572,483	17.8813	\$743,370	0	\$0	3.0000	\$124,717	\$868,087
Cass City School District [PRE]*	\$165,931,573	0.0000	\$0	0	\$0	3.0000	\$497,795	\$497,795
Cass City School District [Com. Personal]	\$2,362,300	5.8813	\$13,893	0	\$0	3.0000	\$7,087	\$20,980
Cass City School District [Ind. Personal]*	\$25,486,900	0.0000	\$0	0	\$0	3.0000	\$76,461	\$76,461
<b>Totals</b>	<b>\$235,353,256</b>		<b>\$757,263</b>	<b>\$0</b>	<b>\$0</b>		<b>\$706,060</b>	<b>\$1,463,323</b>
Frankenmuth School District [Non-PRE]	\$11,510,035	18.0000	\$207,181	0	\$0	4.1800	\$48,112	\$255,293
Frankenmuth School District [PRE]	\$17,659,510	0.0000	\$0	0	\$0	4.1800	\$73,817	\$73,817
Frankenmuth School District [Com. Personal]	\$0	6.0000	\$0	0	\$0	4.1800	\$0	\$0
Frankenmuth School District [Ind. Personal]	\$0	0.0000	\$0	0	\$0	4.1800	\$0	\$0
<b>Totals</b>	<b>\$29,169,545</b>		<b>\$207,181</b>	<b>\$0</b>	<b>\$0</b>		<b>\$121,929</b>	<b>\$329,109</b>
Kingston School District [Non-PRE]	\$29,067,044	18.0000	\$523,207	0	\$0	5.1000	\$148,242	\$671,449
Kingston School District [PRE]	\$73,521,714	0.0000	\$0	0	\$0	5.1000	\$374,961	\$374,961
Kingston School District [Com. Personal]	\$286,024	6.0000	\$1,716	0	\$0	5.1000	\$1,459	\$3,175
Kingston School District [Ind. Personal]	\$3,700	0.0000	\$0	0	\$0	5.1000	\$19	\$19
<b>Totals</b>	<b>\$102,878,482</b>		<b>\$524,923</b>	<b>\$0</b>	<b>\$0</b>		<b>\$524,680</b>	<b>\$1,049,603</b>
Marlette School District [Non-PRE]	\$2,651,431	18.0000	\$47,726	0	\$0	1.4000	\$3,712	\$51,438
Marlette School District [PRE]	\$16,493,326	0.0000	\$0	0	\$0	1.4000	\$23,091	\$23,091
Marlette School District [Com. Personal]	\$308,700	6.0000	\$1,852	0	\$0	1.4000	\$432	\$2,284
Marlette School District [Ind. Personal]	\$0	0.0000	\$0	0	\$0	1.4000	\$0	\$0
<b>Totals</b>	<b>\$19,453,457</b>		<b>\$49,578</b>	<b>\$0</b>	<b>\$0</b>		<b>\$27,235</b>	<b>\$76,813</b>
Mayville School District [Non-PRE]	\$37,909,339	17.0765	\$647,359	0	\$0	5.4000	\$204,710	\$852,069
Mayville School District [PRE]	\$118,451,652	0.0000	\$0	0	\$0	5.4000	\$639,639	\$639,639
Mayville School District [Com. Personal]	\$1,107,800	5.0765	\$5,624	0	\$0	5.4000	\$5,982	\$11,606
Mayville School District [Ind. Personal]	\$26,830	0.0000	\$0	0	\$0	5.4000	\$145	\$145
<b>Totals</b>	<b>\$157,495,621</b>		<b>\$652,983</b>	<b>\$0</b>	<b>\$0</b>		<b>\$850,476</b>	<b>\$1,503,459</b>
Millington School District [Non-PRE]	\$42,939,627	18.0000	\$772,913	0	\$0	2.9459	\$126,496	\$899,409
Millington School District [PRE]	\$184,726,214	0.0000	\$0	0	\$0	2.9459	\$544,185	\$544,185
Millington School District [Com. Personal]	\$1,142,200	6.0000	\$6,853	0	\$0	2.9459	\$3,365	\$10,218
Millington School District [Ind. Personal]	\$677,160	0.0000	\$0	0	\$0	2.9459	\$1,995	\$1,995
<b>Totals</b>	<b>\$229,485,201</b>		<b>\$779,766</b>	<b>\$0</b>	<b>\$0</b>		<b>\$676,040</b>	<b>\$1,455,807</b>
Owendale-Gagetown School District [Non-PRE]	\$4,576,911	18.0000	\$82,384	0	\$0	2.1300	\$9,749	\$92,133
Owendale-Gagetown School District [PRE]	\$23,801,618	0.0000	\$0	0	\$0	2.1300	\$50,697	\$50,697
Owendale-Gagetown School District [Com. Personal]	\$252,600	6.0000	\$1,516	0	\$0	2.1300	\$538	\$2,054
Owendale-Gagetown School District [Ind. Personal]	\$5,320,800	0.0000	\$0	0	\$0	2.1300	\$11,333	\$11,333
<b>Totals</b>	<b>\$33,951,929</b>		<b>\$83,900</b>	<b>\$0</b>	<b>\$0</b>		<b>\$72,318</b>	<b>\$156,210</b>
Reese School District [Non-PRE]	\$34,712,980	18.0000	\$624,834	0	\$0	3.9000	\$135,381	\$760,214
Reese School District [PRE]	\$121,997,287	0.0000	\$0	0	\$0	3.9000	\$475,789	\$475,789
Reese School District [Com. Personal]	\$490,500	6.0000	\$2,943	0	\$0	3.9000	\$1,913	\$4,856
Reese School District [Ind. Personal]	\$31,678,900	0.0000	\$0	0	\$0	3.9000	\$123,548	\$123,548
<b>Totals</b>	<b>\$188,879,667</b>		<b>\$627,777</b>	<b>\$0</b>	<b>\$0</b>		<b>\$736,631</b>	<b>\$1,364,407</b>
Unionville-Sebewaing School District [Non-PRE]	\$31,816,276	18.0000	\$572,693	0	\$0	5.7200	\$181,989	\$754,682
Unionville-Sebewaing School District [PRE]	\$174,396,642	0.0000	\$0	0	\$0	5.7200	\$997,549	\$997,549
Unionville-Sebewaing School District [Com. Personal]	\$318,800	6.0000	\$1,913	0	\$0	5.7200	\$1,824	\$3,736
Unionville-Sebewaing School District [Ind. Personal]	\$88,025,300	0.0000	\$0	0	\$0	5.7200	\$503,505	\$503,505
<b>Totals</b>	<b>\$294,557,018</b>		<b>\$574,606</b>	<b>\$0</b>	<b>\$0</b>		<b>\$1,684,866</b>	<b>\$2,259,472</b>
Vassar School District [Non-PRE]	\$51,827,134	17.8741	\$926,363	0	\$0	3.0000	\$155,481	\$1,081,845
Vassar School District [PRE]	\$204,873,251	0.0000	\$0	0	\$0	3.0000	\$614,620	\$614,620
Vassar School District [Com. Personal]	\$3,204,050	5.8741	\$18,821	0	\$0	3.0000	\$9,612	\$28,433
Vassar School District [Ind. Personal]	\$27,570,720	0.0000	\$0	0	\$0	3.0000	\$82,712	\$82,712
<b>Totals</b>	<b>\$287,475,155</b>		<b>\$945,184</b>	<b>\$0</b>	<b>\$0</b>		<b>\$862,425</b>	<b>\$1,807,610</b>

D.

# TUSCOLA COUNTY BOARD OF COMMISSIONERS

125 W. Lincoln Street  
Suite 500  
Caro, MI 48723

Telephone: 989-672-3700  
Fax: 989-672-4011

---

At a regular meeting of the Board of Commissioners for the County of Tuscola, State of Michigan, on the 28<sup>th</sup> day of October, 2021 with the meeting called to order at 8:00 a.m.

Commissioners Present:

Commissioners Absent:

The following resolution was offered by Commissioner \_\_\_\_\_, seconded by Commissioner \_\_\_\_\_,

## RESOLUTION OF THE TUSCOLA COUNTY BOARD OF COMMISSIONERS APPROVING THE 2020 APPORTIONMENT REPORT

### RESOLUTION 2021-15

**WHEREAS**, MCL 211.37 as amended, requires the County Board of Commissioners at their October session to apportion the amount of property taxes to be raised by the various jurisdictions; and

**WHEREAS**, the submitted Apportionment Report contains a summary of the requests for millages to be levied by the various taxing jurisdictions and the County of Tuscola; and

**WHEREAS**, MCL 207.12 as amended, requires the Director of the County Equalization Department to make and submit to the Department of Treasury, State Tax Commission, a detailed report of such actions by the County Board on a form prescribed by the Commission.

**NOW THEREFORE BE IT HEREBY RESOLVED** the Tuscola County Board of Commissioners approves the summary of millage requests by the various taxing jurisdictions and further authorizes the Tuscola County Equalization Director to certify such forms and submit them as required by law to the appropriate departments.

Roll Call Vote:

Ayes:

Nays:

Resolution declared adopted.

Date \_\_\_\_\_

\_\_\_\_\_  
Thomas Bardwell, Chairperson  
Tuscola County Board of Commissioners

I, Jodi Fetting, Tuscola County Clerk, do hereby certify that the foregoing is a true and complete copy of a resolution adopted by the Tuscola County Board of Commissioners at its meeting on October 28, 2021.

Date \_\_\_\_\_

\_\_\_\_\_  
Jodi Fetting  
Tuscola County Clerk

PROPOSED

E.

220000000470

**Michigan Agriculture Environmental Assurance Program  
Clean Sweep Program**

**Grant Agreement**

**Between**

**Michigan Department of Agriculture and Rural Development**

**and**

**County of Tuscola, Board of Commissioners**

**October 1, 2021 – September 30, 2022**



**Michigan Department of Agriculture and Rural Development  
Michigan Agriculture Environmental Assurance Program  
Clean Sweep Program**

By authority granted under Act No. 87 of the Public Acts of 2021, the Michigan Department of Agriculture and Rural Development, (hereinafter the "Grantor") hereby agrees to provide the County of Tuscola, Board of Commissioners (hereinafter, the "Grantee") with grant assistance subject to the terms and conditions, and limitations as set forth herein.

The maximum amount of grant assistance hereby offered is \$25,000.00.

The grant shall be effective from October 1, 2021 through September 30, 2022.

If the project is not completed in the initial period, a grant extension may be considered by the Grantor. Approval of an extension is not guaranteed and is dependent on the Grantee's compliance with the enclosed Terms and Conditions. If the Grantee requires an extension, the Grantee should contact the Grant Administrator as soon as it is evident an extension is needed. Any request for extension must be made to the Grant Administrator in writing before the expiration of the grant.

Funds will be made available for this program in accordance with the attached Terms and Conditions.

This grant is valid contingent upon the availability of funds. If the Grantor's funds are reduced by the Legislature as part of a budget reduction or reduced for any other reason, this grant may be reduced or canceled.

This grant does not commit the State of Michigan or the Department of Agriculture and Rural Development to approve requests for additional funds not contained in this grant.

Grantee accepts the grant and agrees that the funds made available through the grant will be used only as set forth herein.

---

Thom Bardwell, County Board Chair  
County of Tuscola, Board of Commissioners

---

James Johnson, Director  
Environmental Stewardship Division

**Michigan Department of Agriculture and Rural Development  
Grant Agreement**

**TITLE:** Michigan Agriculture Environmental Assurance  
Program (MAEAP) Clean Sweep Program

**GRANTEE/ADDRESS:** Mike Miller  
County of Tuscola, Board of Commissioners  
1123 Mertz Road, Suite 1  
Caro, Michigan 48723  
Phone: 989-672-1673  
E-mail: [recycle@tuscolacounty.org](mailto:recycle@tuscolacounty.org)

**GRANT ADMINISTRATOR/  
ADDRESS:** Abigail Eaton  
Michigan Department of Agriculture &  
Rural Development  
Environmental Stewardship Division  
P.O. Box 30017  
Lansing, Michigan 48909  
Phone: 517-284-5612  
E-mail: [eatona@michigan.gov](mailto:eatona@michigan.gov)

**TOTAL AUTHORIZED  
BUDGET:** \$25,000.00

**GRANT NUMBER:** 220000000470

## I. GENERAL TERMS AND CONDITIONS

### A. Record Retention

Grantee shall retain all financial reports, supporting documents and statistical records for a period of three years after the close of the grant. Grantee shall also require all subcontractors retained for the performance of this grant to retain all financial reports, supporting documents and statistical records for a period of three years after the close of the grant. The retention period starts from the date of receipt of the Final Report by the Grant Administrator. Examples of documents to be retained might include but are not limited to: original and/or electronic invoices, billings, packing slips, reports, checking account statements, accounts payable records, contracts and sub-contracts.

### B. Procurement

The Grantee agrees that all procurement transactions involving the use of funds from this grant shall be conducted in a manner that provides maximum open and free competition.

### C. Grant Changes

The Grantee must obtain prior written approval for program changes from the Grant Administrator. Grant changes include:

1. Changes in substance in the program activities.
2. Additions or deletions in the project work plan or location.
3. Any single or cumulative change in the budget of 20% or more of the grant amount.

### D. Regulation Compliance

The Grantee and Grantee's contractors and subcontractors are responsible for compliance with all federal and state laws and municipal ordinances and regulations that in any manner affect the work or performance of this grant and shall at all times carefully observe and comply with all rules, ordinances and regulations.

### E. Non-Discrimination Clause

In the performance of this grant, the Grantee agrees not to discriminate against any employee or applicant for employment, with respect to their hire, tenure, terms, conditions or privileges of employment, or any matter directly or indirectly related to employment, because of race, color, religion, national origin, ancestry, age, sex, height, weight, marital status, physical or mental disability unrelated to the individual's ability to perform the duties of the particular job or position. The Grantee further agrees that every subcontract entered into for the performance of this Grant Agreement will contain a provision requiring non-discrimination in employment, as herein specified, that is binding upon each subcontractor. This covenant is required pursuant to the Elliot Larsen Civil Rights Act, 1976 PA 453, as amended, MCL 37.2101 *et seq.*, and the Persons with Disabilities Civil Rights Act, 1976 PA 220, as amended, MCL 37.1101, *et seq.* Any breach of this

covenant may be regarded as default under Section J and grounds for cancelling the Grant Agreement.

**F. Unfair Labor Practices**

Pursuant to Act No. 278 of the Public Acts of 1980, as amended, MCL 423.321 *et seq.*, the State of Michigan (the State) shall not award a contract or subcontract to an employer whose name appears in the current register of employers failing to correct an unfair labor practice compiled pursuant to MCL 423.322.

Grantee shall not enter into a contract for the performance of this grant with a subcontractor, manufacturer, or supplier whose name appears in this register. Pursuant to MCL 423.324, the Grantor may void this Agreement if, subsequent to entering this Agreement, the name of the Grantor or the name of any of Grantor's subcontractors, manufacturers or suppliers appears in the register.

**G. Liability Insurance**

The Grantee shall provide and maintain insurance in an amount sufficient to protect from claims that may arise out of or result from the Grantee's operations under this grant, or for anyone whose acts they are legally liable.

**H. Indemnification**

Each party to this Grant Agreement must seek its own legal representation and bear its own costs in any litigation that may arise from performance of this grant. It is specifically understood and agreed that neither party will indemnify the other party in such litigation and that each party shall be responsible for any judgments entered against it.

**I. Conflict of Interest**

No member of the legislative, judicial, or executive branch of state or federal governments or any local unit of government official shall personally benefit from this Grant Agreement. No member of the Grantee's Board of Directors, its employees, partner agencies or their families shall have any personal benefit from this Grant Agreement.

**J. Cancellation**

This Grant Agreement may be canceled by 30 day written notice by either party. If canceled, Grantee must provide a Final Report and invoice within 30 days of cancellation.

Cancellation or reduction of the grant by the Grantor may be for default by the Grantee, lack of further need for the service at the location named in the contract, or conviction of criminal offense(s) as set forth below.

Default is defined as the failure of the Grantee to fulfill the obligations of the Grant Agreement. In case of default by the Grantee, the Grantor may cancel the Grant Agreement immediately and all unused grant funds must be returned by

the Grantee immediately. All disallowed costs and overpayments shall also be returned by the Grantee within 30 days of cancellation.

In the event the Grantor no longer needs the service specified in the grant due to department changes, changes in laws, rules or regulations, relocation of offices, or no longer has appropriations to fund the grant, the Grantor may cancel or reduce the grant by giving the Grantee written notice of such cancellation or reduction 30 days prior to the date of cancellation or reduction. All costs incurred by the Grantee between the grant cancellation or reduction notice and the cancellation or reduction date, with the exception of previously budgeted personnel costs and non-cancelable obligations, must be approved by the Grant Administrator prior to their incurrence. No costs shall be allowed after the grant has been cancelled.

The Grantor may immediately cancel the grant without further liability to the State, its departments, agencies and employees if the Grantee, an officer of the Grantee, or an owner of the Grantee is convicted of a criminal offense incident to the application for or performance of a State, public, or private contract or subcontract; or convicted of a criminal offense including but not limited to any of the following: embezzlement; theft; forgery; bribery; falsification or destruction of records; receiving stolen property; attempting to influence a public employee to breach the ethical conduct standards for State employees; violation of a state or federal antitrust statute; or any other criminal offense which in the sole discretion of the Grantor, reflects on the Grantee's business integrity.

**K. Electronic Funds Transfer**

In accordance with Act No. 207 of the Public Acts of 2004, payments under this Grant Agreement must be processed by electronic funds transfer (EFT). Grantees are required to register to receive payments by EFT at the SIGMA website <https://sigma.michigan.gov/webapp/PRDVSS2X1/AltSelfService> .

**L. Freedom of Information**

This is a grant from public funds and records associated with it are subject to disclosure under Michigan's Freedom of Information Act.

## II. SPECIAL TERMS AND CONDITIONS

### A. Statement of Purpose

The purpose of this grant is to provide funding support for pesticide collection and disposal.

### B. Statement of Work

The Grantee shall accept pesticides from any end-user of pesticides that resides in the State of Michigan.

1. End-users of pesticides shall not be charged for disposal costs for those billed to this grant.
2. User fees, when charged, shall be charged uniformly without regard to the residence of the end user or the amount of pesticide presented for disposal.
3. End-users of pesticides shall enjoy equal access to the Grantee's pesticide collection program and facility without regard to the residence of the end-user.
4. Agribusinesses may present pesticides for disposal with advanced approval from the Grantee and the Grantor. The business must submit a detailed inventory listing amounts of pesticides collected by EPA Registration Number, weight, and volume.
5. The Grantee is responsible for reporting the weight of pesticides and the tare weight of barrels, flex bins, packaging, and other containers and materials used to package pesticides for disposal. The Grantee will clarify in the contract with their disposal vendors to collect this information, as necessary.

### C. Budget

This is a cost reimbursement grant funded with state restricted funds from the Freshwater Protection Fund. Costs may include:

- Pesticide disposal (reimbursement not to exceed \$1.65 per pound)
- Waste hauler fees
- On-site vendor handling and labor costs
- Packaging materials
- Transportation costs
- HAZWOPER 24 hour or 8 hour training - registration fee only, for up to two employees

The budget may not exceed \$25,000.00.

### D. Payment Schedule

Payments will be made available upon receipt of reports as defined in Section II.F.

Grantee will be reimbursed for the disposal costs of pesticides and associated expenses, up to the amount supported on disposal vendor invoices.

**E. Audit**

The project will be subject to audit by the state who may review the adequacy of the financial management/reporting system during, or at any time subsequent to, the award.

**F. Reporting**

The Grantee shall submit program data and requests for reimbursement to [MDA-ESD-Grants@michigan.gov](mailto:MDA-ESD-Grants@michigan.gov) with a copy to the program manager at [EatonA@michigan.gov](mailto:EatonA@michigan.gov).

1. Requests for reimbursement are due quarterly:

- January 7, 2022
- April 7, 2022
- July 7, 2022
- October 5, 2022

Requests may be submitted more frequently as collection events occur.

If there is no program activity to report for a quarter, the Grantee must notify the Grantor via [MDA-ESD-Grants@michigan.gov](mailto:MDA-ESD-Grants@michigan.gov) and [EatonA@michigan.gov](mailto:EatonA@michigan.gov).

The final billing must be submitted no later than October 5, 2022. If a vendor invoice(s) for final collection is not yet available, an estimate of final costs, based on pounds collected, must be submitted by this date.

2. Each request for reimbursement shall include:

- a. MDARD Clean Sweep Request for Reimbursement Form itemizing reimbursement for each collection site.
- b. Itemized vendor invoices with pesticide line items clearly identified. The vendor invoices shall summarize the total tare weight of pesticides collected and the weight of containers and packaging used by the vendor to dispose of pesticides.
- c. A summary of the types and amounts of pesticides collected by EPA Registration Number, weight, and volume if collecting from a business.
- d. Hazardous waste transportation manifest.



# Tuscola County Parks & Recreation Commission

125 W. Lincoln Street

989.672.3700

Caro, MI 48723

Fax: 989.672.4011

Robert W. McKay, Chairman

[www.tuscolacounty.org](http://www.tuscolacounty.org)

Monday, October 18, 2021

Thomas Bardwell, Chairman  
Tuscola County Board of Commissioners  
H.H. Purdy Building  
125 W. Lincoln Street  
Caro, MI 48723

Hello Chairman Bardwell,

This letter serves to inform you that at the September 15th meeting of the Tuscola County Parks and Recreation Commission in discussions related to matters pertaining to The Parcels, it was brought to our attention that the Tuscola County Building and Grounds Department has included a line item in its budget request to fund the removal of the abandoned pump house located in Parcel "B".

This news was greeted with enthusiasm by the members of the Parks and Recreation Commission as the commission had seen that abandoned building as an attractive nuisance at best and an outright dangerous structure at worst which could lead to injury were it to be entered by unauthorized persons.

Voting unanimously in the affirmative, the Tuscola County Parks and Recreation fully and completely supports approval of the line item in the Buildings and Grounds budget that would fund the demolition of that aforementioned structure.

Sincerely,

A handwritten signature in black ink, appearing to read "Robert W. McKay".

Robert W. McKay, Chairman

Tuscola County Parks and  
Recreation Commission

#### **Tuscola County Parks & Recreation Commission Mission Statement**

*The mission of the Tuscola County Parks & Recreation Commission is to advise the Tuscola County Board of Commissioners on matters of policy and practice pertaining to the encouragement, establishment, and provision of recreational opportunities for residents of, and visitors to, Tuscola County.*



G.

COHL, STOKER & TOSKEY, P.C.  
ATTORNEYS AND COUNSELORS  
601 NORTH CAPITOL AVENUE  
LANSING, MICHIGAN 48933  
(517) 372-9000

SHAREHOLDERS  
PETER A. COHL  
DAVID G. STOKER  
BONNIE G. TOSKEY  
ROBERT D. TOWNSEND  
TIMOTHY M. PERRONE  
MATTIS D. NORDFJORD  
GORDON J. LOVE

ASSOCIATES  
COURTNEY A. GABBARA  
SARAH K. OSBURN  
CHRISTIAN K. MULLETT  
DONALD J. KULHANEK

OF COUNSEL  
RICHARD D McNULTY

October 15, 2021

Thomas Bardwell, Chairperson  
Tuscola County Board of Commissioners  
125 W. Lincoln Street  
Suite 500  
Caro, MI 48723

Re: ENGAGEMENT LETTER AND FEE ARRANGEMENT

Dear Mr. Bardwell:

Cohl, Stoker & Toskey, P.C. have agreed to represent Tuscola County in connection with certain legal matters on an as requested basis.

Thank you for selecting our law firm. We will represent the County under the following conditions:

Fees for legal services are \$200.00 per hour (billed in .1 per hour increments, minimum entry .3), and to the extent paralegal services would be necessary, that rate is \$70.00 per hour. Our firm also bills for travel time, photocopies, and postage costs if incurred. Our office will provide a detailed invoice to the County on a monthly basis with the amount of work that was performed.

If you have any questions, please contact me at your convenience.

Sincerely,

COHL, STOKER & TOSKEY P.C.

/s/Mattis D. Nordfjord, Esq.

cc: Clayette A. Zechmeister, County Controller/Administrator

**AUTHORIZATION FOR REPRESENTATION**

I have received and reviewed the Engagement Letter and Fee Agreement with Cohl, Stoker & Toskey, P.C. and authorize Cohl, Stoker & Toskey, P.C. to represent Tuscola County and certify that I am authorized to sign on behalf of the County and accept the conditions provided in the October 13, 2021, Engagement Letter and Fee Agreement.

\_\_\_\_\_  
BY:

ITS:

\_\_\_\_\_  
Date:

## 2022 Budget Preparation Narrative

### Proposed Estimate Revenue Assumptions

- **Property Tax Revenue**
  - \$6,540,566 projected
  - Increase of \$114,631
  - 1.78% increase
  
- **Tax Wind Revenue**
  - \$1,435,348 projected
  - Decrease of \$32,334
  - 2.2% decrease
  
- **Recreational Marijuana Tax Revenue**
  - \$50,000 projected
  - Decrease of \$34,004
  - 59% decrease
  
- **Revenue projections effecting 2022 Budget in comparison to 2021**
  - General Fund no longer includes Building Code Revenue
  - State revenue 2% increase
  - Overall Court revenue starting to improve from 2020
  - Rent from Building Codes ended in 2021

### Proposed Estimate Expenditure Assumptions

- **General Fund includes all department requested except any additional wage/fringe requests**
  
- **Does not include new hire and/or new position requests**

### Estimated Wage increase cost:

- **1% over the baseline:**
  - General Fund: \$48,294
  - Special Revenue Funds: \$40,580
  
- **2% over the baseline:**
  - General Fund: \$96,587
  - Special Revenue Funds: \$81,161
  
- **3% over the baseline would equal:**
  - General Fund: \$144,881
  - Special Revenue Funds: \$121,741

- Estimated Health Insurance Cost:
  - Health Insurance cost per person is \$17,250
  - Increase of \$750 per person from 2021
- Estimated Pension Obligation Cost:
  - Pension/Retirement Baseline Total cost
  - General Fund: \$499,491
  - Special Revenue Funds: \$411,372

The following is a **2022 Budget Board recommended** summary following Commissioner Budget Review for 2022 Fiscal Year Budget discussion on October 11, 2021 :

- Clerk
  - **101-215-705 \$10,500 2022 Budget Board recommended \$10,500** Above Baseline for overtime above the normal \$1000 request to account for the move of files to the new storage area. (Estimate: at time and a half average pay of \$19/hr, 7.5 hour days, 4 weekends, 6 staff) *Budget request in 2023 would be \$1000.*
- Election
  - **101-191-707 \$2,000 2022 Budget recommended** Board of Canvasser per diem
- Unified Court
  - **101-130-704 \$15,054 2022 Budget recommended \$15,054** above Baseline for Judges wage increases per SCAO (*partially reimbursed by the State of Michigan*)
- Sheriff
  - **101-333-704 \$4,460 2022 Budget recommended** above Baseline (FY2022 Grant Income is \$46,416, supplemented from Road Fund Balance if Grant is not increased)

Items that still need to be addressed submitted after September 22:

- Secondary Road Patrol
  - Traffic Accident Prevention
  - Cost: \$84,905 (State: \$46,416, County: \$38,489)
    - Personnel \$80,492
    - Automotive \$3,900
    - Operating Expenses \$513
- IT
  - Sympro Investment Software (Treasurer investment software)
  - Cost: 20,800

I.

Calculations as of 10/31/2021

GL NUMBER	DESCRIPTION	2021 AMENDED BUDGET	2021 ACTIVITY THRU 10/31/21	2022 DEPARTMENT REQUESTED BUDGET	2022 DRAFT BUDGET BUDGET	2022 COMMITTEE REVIEW BUDGET
Fund: 101 GENERAL FUND						
ESTIMATED REVENUES						
	Totals for dept 000 - CONTROL	14,580,771	11,464,906	14,020,000	14,020,000	14,020,000
	<u>TOTAL ESTIMATED REVENUES</u>	<u>14,580,771</u>	<u>11,464,906</u>	<u>14,020,000</u>	<u>14,020,000</u>	<u>14,020,000</u>
APPROPRIATIONS						
	Totals for dept 101 - BOARD OF COMMISSIONERS	210,349	152,090	119,471	176,347	214,447
	Totals for dept 104 - SPECIAL PROGRAMS	54,800	29,777	52,100		52,100
	Totals for dept 130 - UNIFIED COURT	2,493,559	1,845,781	2,029,518	1,777,465	2,357,065
	Totals for dept 133 - TITLE IV CPLR GRANT	2,000	1,191			
	Totals for dept 147 - JURY COMMISSION	5,791	6,326			5,791
	Totals for dept 151 - ADULT PROBATION	10,000	6,316	13,000		13,000
	Totals for dept 191 - ELECTION	26,871	1,414	120,500		116,000
	Totals for dept 202 - ACCOUNTING SERVICES	47,740	38,350	48,000		48,000
	Totals for dept 211 - LEGAL COUNSEL	130,000	95,125	190,000		190,000
	Totals for dept 215 - CLERK	517,740	430,358	138,896	503,193	541,433
	Totals for dept 223 - CONTROLLER	438,151	359,840	9,200	428,101	437,301
	Totals for dept 225 - EQUALIZATION	255,576	206,054	8,300	249,461	254,761
	Totals for dept 227 - CITY OF CARO ASSESMENT CON	7,508	4,966	500	6,332	6,332
	Totals for dept 229 - PROSECUTOR	801,408	596,602	889,350	686,826	730,676
	Totals for dept 230 - CO-OP REIMBURSEMENT-PROSEC	217,211	182,005	244,910	219,734	221,119
	Totals for dept 236 - REGISTER OF DEEDS	316,524	230,763	205,641	329,210	315,210
	Totals for dept 253 - TREASURER	199,147	143,506	117,196	155,492	198,992
	Totals for dept 259 - COMPUTER OPERATIONS	763,794	632,651	448,700	356,036	804,736
	Totals for dept 265 - BUILDING AND GROUNDS	861,990	691,958	516,700	369,390	880,090
	Totals for dept 266 - DHHS BLDG MAINTENANCE	60,467	42,238	34,500	26,350	60,850
	Totals for dept 275 - DRAIN COMMISSION	240,887	198,782	190,176	225,848	246,848
	Totals for dept 303 - COURTHOUSE SECURITY	151,604	106,219	6,200	117,953	124,153
	Totals for dept 304 - SHERIFF - JAIL	2,443,861	1,933,558	700,305	1,702,192	2,402,497
	Totals for dept 324 - CO WEIGH MASTER ENFORCEMEN	91,339	70,430	94,802	90,505	94,567
	Totals for dept 331 - MARINE SAFETY	15,899	13,764	10,895	2,900	8,062
	Totals for dept 333 - SECONDARY ROAD PATROL	87,358	47,155	93,867	93,409	99,485
	Totals for dept 346 - THUMB AREA NARCOTICS GROUP	13,970	6,918		13,854	13,854
	Totals for dept 352 - COMMUNITY CORRECTIONS SERV	76,104	36,589		56,163	56,163
	Totals for dept 400 - PLANNING COMMISSION	4,430	4,049	1,050	4,500	4,450
	Totals for dept 426 - EMERGENCY SERVICES	112,852	79,500	14,131	94,213	108,344
	Totals for dept 441 - BUILDING CODES	440,000	421,728			
	Totals for dept 442 - BOARD OF PUBLIC WORKS	1,050	806		423	423
	Totals for dept 445 - DRAINS AT LARGE	370,938	345,334	350,000		350,000
	Totals for dept 631 - SUBSTANCE ABUSE	51,250	49,892	50,000		50,000
	Totals for dept 648 - MEDICAL EXAMINER	75,000	83,750	75,000	75,000	75,000
	Totals for dept 670 - DHHS BOARD	10,000	6,917	8,000	11,110	9,710
	Totals for dept 722 - AIRPORT ZONING BOARD		485			
	Totals for dept 723 - AIRPORT ZONING BRD OF APPE	840	215	1,040		1,000
	Totals for dept 728 - ECONOMIC DEVELOPMENT CORP	120,000	120,000	80,000		80,000
	Totals for dept 863 - EMPLOYEE SICK/VACATION BEN	5,390	23,610	10,865		10,865
	Totals for dept 865 - INSURANCE AND BONDS	125,000	76,545	153,289		153,289
	Totals for dept 890 - CONTINGENCY FUND	109,330				
	Totals for dept 891 - ESCROW PORTION OF WIND REV	224,478		260,787		260,787
	Totals for dept 965 - TRANSFERS OUT	2,388,565	2,316,504	2,359,027	2,359,027	2,359,027
	<u>TOTAL APPROPRIATIONS</u>	<u>14,580,771</u>	<u>11,640,061</u>	<u>9,645,916</u>	<u>10,131,034</u>	<u>13,956,427</u>
NET OF REVENUES/APPROPRIATIONS - FUND 101						
			(175,155)	4,374,084	3,888,966	63,573
	BEGINNING FUND BALANCE	2,955,459	2,955,459	2,780,304	2,780,304	2,780,304
	ENDING FUND BALANCE	2,955,459	2,780,304	7,154,388	6,669,270	2,843,877

H

Calculations as of 10/31/2021

GL NUMBER	DESCRIPTION	2021 AMENDED BUDGET	2021 ACTIVITY DEPARTMENT THRU 10/31/21	2022 REQUESTED BUDGET	2022 DRAFT BUDGET BUDGET	2022 COMMITTEE REVIEW BUDGET
Fund: 101 GENERAL FUND						
ESTIMATED REVENUES						
Dept 000 - CONTROL						
101-000-402.253	CURRENT TAX	6,425,935	6,938,204	6,540,566	6,540,566	6,540,566
101-000-402.891	CURRENT TAX WIND REVENUE	1,467,682		1,435,348	1,435,348	1,435,348
101-000-425.253	TRAILER PARK FEES	4,500	3,445	3,500	3,500	3,500
101-000-439.000	RECREATIONAL MARIJUANA TAX PAYMEN	84,004	84,004	50,000	50,000	50,000
101-000-447.253	SUMMER COLLECTIONS	111,150	65,587	110,000	110,000	110,000
101-000-452.441	BLDG CODES SCMCCI	440,000	421,728			
101-000-476.215	MARRIAGE LICENSES	1,260	1,470	1,500	1,500	1,500
101-000-505.352	COMMUNITY CORRECTIONS GRANT	1,000	1,775	1,000	1,000	1,000
101-000-506.253	CIVIL DEFENSE	30,965		31,000	31,000	31,000
101-000-530.130	TITLE IV-E CPLR GRANT	6,000	1,737	4,000	4,000	4,000
101-000-541.253	JUDGES SALARY	252,960	185,204	252,960	252,960	252,960
101-000-544.136	DISTRICT COURT CASEFLOW ASSIST.	15,000	7,309	15,000	15,000	15,000
101-000-544.215	DRUG CASEFLOW FUND CIRCUIT CRT	500	144	500	500	500
101-000-544.253	MARINE SAFETY	12,000	283	12,500	12,500	12,500
101-000-545.253	SECONDARY ROAD PATROL	57,000	46,756	60,000	60,000	60,000
101-000-562.301	SSI INCENTIVE SHERIFF	5,000	800	5,000	5,000	5,000
101-000-563.253	CO-OP REIMBURSEMENT-PROSECUTOR	77,510	49,400	78,000	78,000	78,000
101-000-574.253	STATE SALES TAX/REV SHARE	1,147,447	795,900	1,170,296	1,170,296	1,170,296
101-000-577.253	STATE HOTEL LIQUOR TAX	113,868	99,784	110,000	110,000	110,000
101-000-578.253	STATE PAYMENTS COURTS	220,000	98,658	220,000	220,000	220,000
101-000-580.253	STATE JURY REIMB	10,003	7,333	20,000	20,000	20,000
101-000-590.215	CERTIFIEDS CLERK	35,500	33,531	35,500	35,500	35,500
101-000-601.136	PROBATION FEES-DISTRICT COURT	140,500	103,111	141,000	141,000	141,000
101-000-602.136	COURT COSTS-DISTRICT COURT	278,000	187,471	280,000	280,000	280,000
101-000-602.143	COURT COSTS FOC	10,160	11,079	10,200	10,200	10,200
101-000-602.215	CIRCUIT COURT COSTS	155,000	119,918	140,000	140,000	140,000
101-000-603.136	BOND COSTS	3,500	710	3,000	3,000	3,000
101-000-604.136	MIP DEFERRAL PROGRAM	150		150	150	150
101-000-605.136	SCREENING ASSESSMENT FEES	18,000	12,133	20,000	20,000	20,000
101-000-607.215	DNA ASSESSMENT CO SHARE	2,000	1,316	2,000	2,000	2,000
101-000-607.301	DNA ASSESSMENT SHERIFF	3,800	3,290	3,800	3,800	3,800
101-000-608.136	INTENSIVE PROBATION FEES	10,300	1,300	10,000	10,000	10,000
101-000-608.215	BENCH WARRANT FEE	5,000	1,974	5,500	5,500	5,500
101-000-608.301	SEX OFFENDERS REGIST CO SHARE	2,000	1,080	2,000	2,000	2,000
101-000-609.215	WAIVER-MARRIAGE LICENSE 3 DAY	1,500	1,495	1,500	1,500	1,500
101-000-610.132	ADMIN FEES/FAMILY DIVISION	18,000	20,424	18,000	18,000	18,000
101-000-610.148	SERVICE FEES-PROBATE COURT	41,000	33,202	41,000	41,000	41,000
101-000-611.215	DBA/CO-PARTNERSHIP - CLERK	3,800	2,290	3,000	3,000	3,000
101-000-612.215	APPEAL FEES - CIRCUIT COURT	100				
101-000-612.236	TRANSFER TAX	148,000	199,335	175,000	175,000	175,000
101-000-613.236	RECORDING FEE	200,500	223,737	230,000	230,000	230,000
101-000-614.215	CLERK FEES	10,000	4,911	6,000	6,000	6,000
101-000-614.236	COPIES - R.O.D	10,000	2,013	5,000	5,000	5,000
101-000-615.215	SEARCHES - CIRCUIT COURT	6,300	8,805	7,000	7,000	7,000
101-000-615.236	SEARCHES	50	70	50	50	50
101-000-616.215	MOTION FEES - CIRCUIT COURT	7,000	4,665	7,000	7,000	7,000
101-000-617.132	FILING FEE-FAMILY DIVISION	1,200	434	800	800	800
101-000-617.215	JURY/ENTRY/FORENSIC FEES	13,500	11,555	13,500	13,500	13,500
101-000-617.253	BC/BS ADMINISTRATIVE FEE	2,600	1,681	2,500	2,500	2,500
101-000-618.215	NOTARY BOND FILING FEES	1,500	719	1,200	1,200	1,200
101-000-618.253	NOTARY FEES COUNTY TREASURER	300	135	300	300	300
101-000-618.301	MORTGAGE SALES	2,500	400	2,500	2,500	2,500
101-000-619.136	CIVIL FEES-DISTRICT COURT	149,000	102,233	150,000	150,000	150,000

Calculations as of 10/31/2021

GL NUMBER	DESCRIPTION	2021 AMENDED BUDGET	2021 ACTIVITY DEPARTMENT THRU 10/31/21	2022 REQUESTED BUDGET	2022 DRAFT BUDGET BUDGET	2022 COMMITTEE REVIEW BUDGET
Fund: 101 GENERAL FUND						
ESTIMATED REVENUES						
Dept 000 - CONTROL						
101-000-619.301	DRUG TESTING SHERIFF FEE	8,000	50	1,500	1,500	1,500
101-000-620.132	COLLECIION FEES/FAMILY DIV	3,500	1,550	3,500	3,500	3,500
101-000-620.215	LATE FEES	1,500	350	1,500	1,500	1,500
101-000-620.722	AIRPORT ZONING APPLICATION FEES		400			
101-000-621.215	COURT FEES CIRCUIT COURT	445	310	400	400	400
101-000-623.215	FUNERAL HOME CORRECTIONS	17				
101-000-624.215	VICTIMS RIGHTS ADMIN FEE	3,329	3,145	3,300	3,300	3,300
101-000-624.253	TAX CERTIFICATIONS	7,798	7,920	7,500	7,500	7,500
101-000-625.215	VOTER REGIST. PROCESSING	200	536			
101-000-625.236	CO SHARE OF MSSR FEE	500	493	500	500	500
101-000-625.253	TAX SEARCHES	2,000	1,529	2,000	2,000	2,000
101-000-626.225	TAX ADMINISTRATION-FEES	49,651	15,215	20,000	20,000	20,000
101-000-626.253	INHERIANCE TAX FEES	10		10	10	10
101-000-626.259	IS SERVICE COMPUTERS	1,500		1,500	1,500	1,500
101-000-626.352	WORK CREW CHARGE FOR SVCS	1,000		1,000	1,000	1,000
101-000-627.259	IS WEB SERVICE	2,000		2,000	2,000	2,000
101-000-628.301	D.O.C. DETAINER	20,000	2,555	15,000	15,000	15,000
101-000-629.253	SALES	4,000	1,779	3,000	3,000	3,000
101-000-630.301	FORECLOSURE ADJOURNMENT POSTINGS	2,000	1,054	2,000	2,000	2,000
101-000-631.301	REPORT COPIES		30	100	100	100
101-000-633.301	BOAT LIVERY INSPECTION	50	60	100	100	100
101-000-634.301	DIVERTED FELON PROGRAM	120,000	75,075	120,000	120,000	120,000
101-000-635.301	INMATE PHONE REVENUES	38,900	33,157	40,000	40,000	40,000
101-000-636.301	CHARGE TO PRISIONERS	43,000	29,493	40,000	40,000	40,000
101-000-637.301	SHERIFF DAY REPORT	1,000		1,000	1,000	1,000
101-000-638.301	WORK RELEASE	40,000	20,488	40,000	40,000	40,000
101-000-640.259	PROPERIY TAX EXPORT	5,000		5,000	5,000	5,000
101-000-642.236	ROD ONLINE COPY FEES	40,500	49,712	55,000	55,000	55,000
101-000-642.301	WEAPON SALES-JAIL	4,449	4,449	4,500	4,500	4,500
101-000-644.191	ELECTION PROGRAMMING			35,000	35,000	35,000
101-000-645.236	ROD POSTAGE FEES	400	181	300	300	300
101-000-646.301	AUCTION SALE	500		500	500	500
101-000-647.301	CANTEEN SALES	52,510	34,039	45,000	45,000	45,000
101-000-655.253	BOND FORFEITURES-TREASURER	10,000	5,505	10,000	10,000	10,000
101-000-656.136	BOND FORFEITURES-DIST. COURT	37,500	20,157	35,000	35,000	35,000
101-000-657.136	ORDINANCE FINES DISTRICT COURT	15,500	6,209	15,000	15,000	15,000
101-000-657.137	ORDINANCE FINES MAGISTRATE	100	(30)	100	100	100
101-000-657.215	COURT FINES	500		500	500	500
101-000-658.253	RETURN CHECK CHARGE	300	100	300	300	300
101-000-659.136	WARRANI FEES-DISTRICT COURT	17,000	7,786	16,000	16,000	16,000
101-000-664.253	INTEREST SUMMER TAX COLLECTIONS	53,500	23,682	30,000	30,000	30,000
101-000-665.253	INTEREST EARNINGS	61,100	57,125	65,000	65,000	65,000
101-000-667.253	THUMB CELLULAR TOWER RENT	5,500	4,070	5,500	5,500	5,500
101-000-667.369	RENT ON COUNTY FARM	9,016		9,016	9,016	9,016
101-000-668.253	LEASE PAYMENT HUMAN SVCS	332,491	277,076	332,500	332,500	332,500
101-000-674.254	REIMB INU (LOCAL FUNDS)	12,000	5,915	12,000	12,000	12,000
101-000-674.301	REIMBURSEMENTS-FOC WARRANTS	600	184	600	600	600
101-000-674.331	CONTRIBUTIONS MARINE PROGRAM	100	300	100	100	100
101-000-676.060	DRAIN RESTITUTION-EMBEZZLEMENT	100		100	100	100
101-000-676.130	REIMB MENTAL HEALTH EVALUATIONS	1,300	2,000	2,000	2,000	2,000
101-000-676.132	REIMB COUNSELING CIRCUIT/FAMILY		96			
101-000-676.215	REIMBURSEMENTS-G A L ATTNY FEE	20,000	15,151	20,000	20,000	20,000
101-000-676.225	REIMB SPONSORED EDUCATION	1,100	1,100	1,100	1,100	1,100

Calculations as of 10/31/2021

GL NUMBER	DESCRIPTION	2021 AMENDED BUDGET	2021 ACTIVITY DEPARTMENT THRU 10/31/21	2022 REQUESTED BUDGET	2022 DRAFT BUDGET BUDGET	2022 COMMITTEE REVIEW BUDGET
Fund: 101 GENERAL FUND						
ESTIMATED REVENUES						
Dept 000 - CONTROL						
101-000-676.227	REIMB CITY OF CARO CONTRACT	29,380	24,495	29,380	29,380	29,380
101-000-676.229	REIMBURSEMENTS PROSECUTOR	3,000	1,328	1,500	1,500	1,500
101-000-676.253	REIMBURSEMENTS-TREASURER	4,500	7,264	4,500	4,500	4,500
101-000-676.259	IT REIMBURSEMENTS	500	87	500	500	500
101-000-676.301	REIMBURSEMENTS-SHERIFF	10,000	41,049	10,000	10,000	10,000
101-000-676.306	REIMB WEIGH MASTER SVCS	84,000	57,793	84,000	84,000	84,000
101-000-677.191	REIMB - SCHOOL ELECTION COST	7,000		5,000	5,000	5,000
101-000-677.215	REIMB CRT APPT ATTY FEES	5,000	1,975	5,000	5,000	5,000
101-000-677.301	REIMB MED SVCS SHERIFF	15,000	13,760	15,000	15,000	15,000
101-000-678.132	STATE TAX LEIN FEE	50	12	50	50	50
101-000-678.191	REIMB-TWP ELECTION SUPPLIES	5,500	747			
101-000-679.191	REIMB SPECIAL ELECTION SUPPLIES			30,000	30,000	30,000
101-000-679.215	REIMB DE NOVO TRANS	100		100	100	100
101-000-679.301	ICS REIMBURSEMENTS	5,000		5,000	5,000	5,000
101-000-683.253	REIMB COURT ADMIN SVCS	2,500		2,500	2,500	2,500
101-000-691.301	SHERIFF MISC REVENUE	2,000	418	2,000	2,000	2,000
101-000-694.130	CASH OVER/SHORT UNIFIED CRT		(100)			
101-000-694.215	CASH-OVER/SHORT		26			
101-000-694.253	CASH-OVER/SHORT		(699)			
101-000-698.292	INDIRECT COST 10% ADMIN PYMT CCF	90,000	33,573	85,000	85,000	85,000
101-000-699.020	HEALTH DEPT LEASE	85,676	71,397	85,676	85,676	85,676
101-000-699.207	ROAD PATROL INDIRECT COSTS	91,105	91,105	69,000	69,000	69,000
101-000-699.215	INDIRECT COST - FOC	210,464	210,464	200,000	200,000	200,000
101-000-699.218	INDIRECT COSTS - DISPATCH FUND	98,930	98,930	95,000	95,000	95,000
101-000-699.221	INDIRECT COST - HEALTH DEPT	12,627	12,627	11,000	11,000	11,000
101-000-699.230	INDIRECT COSTS-RECYCLING	33,968	33,968	40,000	40,000	40,000
101-000-699.240	INDIRECT COST - MOSQUITO	93,478	93,478	85,000	85,000	85,000
101-000-699.251	TRANSFER IN PRINCIPAL EXEMPTION	12,890	12,890	12,890	12,890	12,890
101-000-699.255	INDIRECT COST - VOCA FUND	6,000	3,945	6,000	6,000	6,000
101-000-699.279	INDIRECT COST VOTED MSU	1,140	1,140	1,300	1,300	1,300
101-000-699.295	INDIRECT COST VOTED VET	9,283	9,283	8,500	8,500	8,500
101-000-699.297	INDIRECT COST - SENIOR CITIZENS F	8,697	8,697	5,000	5,000	5,000
101-000-699.298	INDIRECT COST - MEDICAL CARE FAC	1,973	1,973	1,500	1,500	1,500
101-000-699.441	INDIRECT COST-BLDG CODES	25,000	18,747			
101-000-699.626	TRANSFER IN REVOLVING TAX FUND	830,000		674,908	674,908	674,908
Totals for dept 000 - CONTROL		14,580,771	11,464,906	14,020,000	14,020,000	14,020,000
TOTAL ESTIMATED REVENUES		14,580,771	11,464,906	14,020,000	14,020,000	14,020,000
APPROPRIATIONS						
Dept 101 - BOARD OF COMMISSIONERS						
101-101-703.000	SALARIES SUPERVISION	68,361	54,162	68,361	68,361	68,361
101-101-703.020	HEALTH INSURANCE INCENTIVE	3,700	3,046	3,120		
101-101-707.000	SALARIES - PER DIEM	14,240	3,470	3,171		15,000
101-101-710.000	WORKERS COMPENSATION	1,367	528	743	745	745
101-101-711.000	HEALTH & DENTAL INSURANCE	82,500	48,807		86,250	86,250
101-101-715.000	F.I.C.A.	5,230	4,209	5,216	5,230	5,230
101-101-717.000	LIFE INSURANCE	282	208	277	278	278
101-101-718.000	RETIREMENT	7,483	7,800	4,595	4,595	4,595
101-101-718.100	POB IN LIEU OF RETIREMENT	12,186	10,102	10,888	10,888	10,888
101-101-727.000	SUPPLIES, PRINTING & POSTAGE	740	1,034	900		900
101-101-809.000	MEMBERSHIPS & SUBSCRIPTIONS	10,420	10,347	11,000		11,000
101-101-851.010	CELLULAR PHONE	1,540	1,279	1,600		1,600



Calculations as of 10/31/2021

GL NUMBER	DESCRIPTION	2021 AMENDED BUDGET	2021 ACTIVITY DEPARTMENT THRU 10/31/21	2022 REQUESTED BUDGET	2022 DRAFT BUDGET	2022 COMMITTEE REVIEW BUDGET
Fund: 101 GENERAL FUND						
APPROPRIATIONS						
Dept 101 - BOARD OF COMMISSIONERS						
101-101-861.000	TRAVEL	700	3,172	6,600		6,600
101-101-901.000	ADVERTISING	1,600	3,016	2,000		2,000
101-101-957.000	EMPLOYEE TRAINING		910	1,000		1,000
Totals for dept 101 - BOARD OF COMMISSIONERS		210,349	152,090	119,471	176,347	214,447
Dept 104 - SPECIAL PROGRAMS						
101-104-804.100	BANK FEES	2,000	1,193	2,000		2,000
101-104-835.000	HEALTH SERVICES	2,000	982	1,500		1,500
101-104-837.000	FSA - ADMIN FEE	2,500	2,282	2,600		2,600
101-104-964.000	TAX REFUNDS & REBATES	8,500		9,000		9,000
101-104-965.000	APPROPRIATIONS	6,000	3,094	12,000		12,000
101-104-965.050	POSTAGE FOR METER	8,800	3,427			
101-104-965.060	DEBIT CARD PAYMENTS		17,829			
101-104-965.070	SPECIAL PROGRAMS	25,000	970	25,000		25,000
Totals for dept 104 - SPECIAL PROGRAMS		54,800	29,777	52,100		52,100
Dept 130 - UNIFIED COURT						
101-130-703.000	SALARIES SUPERVISION	242,886	195,395	257,940	247,858	247,858
101-130-704.000	SALARIES PERMANENT	972,364	765,876	1,140,478	927,143	927,143
101-130-704.020	HEALTH INSURANCE INCENTIVE	5,600	2,529			
101-130-704.030	DISABILITY PLAN	8,420	7,379		7,962	7,962
101-130-704.040	UNUSED SICKTIME PAYOUT	5,000			10,000	10,000
101-130-705.000	SALARIES PT TIME TEMPORARY	49,865	11,650	50,000		
101-130-706.000	SALARIES OVERTIME	1,500	304	1,500		
101-130-710.000	WORKERS COMPENSATION	24,305	8,945		12,808	12,808
101-130-711.000	HEALTH & DENTAL INSURANCE	379,336	328,106		382,998	382,998
101-130-715.000	F.I.C.A.	85,119	68,612		82,048	82,048
101-130-717.000	LIFE INSURANCE	1,269	965		1,230	1,230
101-130-718.000	RETIREMENT	111,570	84,977		50,594	50,594
101-130-718.100	POB IN LIEU OF RETIREMENT	63,525	53,665		54,824	54,824
101-130-719.000	UNEMPLOYMENT		2,726			
101-130-727.000	SUPPLIES, PRINTING & POSTAGE	40,000	34,162	45,000		45,000
101-130-728.000	SCREENING ASSESSMENT	2,700		1,500		1,500
101-130-729.000	WESTLAW	8,000	4,541	8,000		8,000
101-130-730.000	STATE TAX LEIN/COLLECTION	2,100		2,100		2,100
101-130-731.000	UNDERGROUND RECORD STORAGE	1,400	472	1,400		1,400
101-130-746.000	UNIFORMS & ACCESSORIES	2,000	20	2,000		2,000
101-130-801.000	CONTRACTED SERVICES	14,000	11,861	14,000		14,000
101-130-801.010	COURT APPOINTED COUNSEL	247,000	172,078	250,000		250,000
101-130-801.020	CRT APPT APPEAL OF RIGHT	25,000	10,684	25,000		25,000
101-130-801.023	ADVISORY COUNSEL	10,000	1,683	15,000		15,000
101-130-801.030	GAL ATTORNEY FEES	28,000	17,721	28,000		28,000
101-130-801.040	GUARDIANSHIP SERVICES	1,200	80	1,200		1,200
101-130-801.050	MEDIATION	500		500		500
101-130-801.080	COURT APPT DD CONTRACT	6,500	4,500	6,500		6,500
101-130-801.099	TITLE IV-E CPLR GRANT		585			
101-130-802.000	MENTAL HEALTH EVALUATIONS	5,000		5,000		5,000
101-130-805.010	STENO TRANSCRIPTS	7,000	900	7,000		7,000
101-130-805.020	STENO APPEAL TRANSCRIPTS	25,000	8,003	25,000		25,000
101-130-806.000	JURY FEES, MEALS, TRAVEL	65,000	33,542	75,000		75,000
101-130-809.000	MEMBERSHIP & SUBSCRIPTIONS	5,000	2,409	5,000		5,000
101-130-820.000	VISITING JUDGE	25,000	6,424	35,000		35,000
101-130-851.000	TELEPHONE	2,000	1,434	2,000		2,000

User: TCACZECHC

DB: Tuscola County

Calculations as of 10/31/2021

GL NUMBER	DESCRIPTION	2021 AMENDED BUDGET	2021 ACTIVITY THRU 10/31/21	2022 DEPARTMENT REQUESTED BUDGET	2022 DRAFT BUDGET	2022 COMMITTEE REVIEW BUDGET
Fund: 101 GENERAL FUND						
APPROPRIATIONS						
Dept 130 - UNIFIED COURT						
101-130-851.010	CELLULAR PHONE	2,500	1,310	2,500		2,500
101-130-861.000	TRAVEL	5,000	664	5,000		5,000
101-130-934.000	OFFICE EQUIPMENT REPAIR & MAINT	1,000		1,000		1,000
101-130-957.000	EMPLOYEE TRAINING	9,900	1,400	14,900		14,900
101-130-982.000	BOOKS	1,000	179	1,000		1,000
101-130-990.000	LEASE PAYMENTS	1,000		1,000		1,000
Totals for dept 130 - UNIFIED COURT		2,493,559	1,845,781	2,029,518	1,777,465	2,357,065
Dept 133 - TITLE IV CPLR GRANT						
101-133-801.099	TITLE IV-E CPLR GRANT	2,000	1,191			
Totals for dept 133 - TITLE IV CPLR GRANT		2,000	1,191			
Dept 147 - JURY COMMISSION						
101-147-707.000	SALARIES - PER DIEM	1,500	750			1,500
101-147-715.000	F.I.C.A.	115	57			115
101-147-727.000	SUPPLIES, PRINTING & POSTAGE	4,176	5,519			4,176
Totals for dept 147 - JURY COMMISSION		5,791	6,326			5,791
Dept 151 - ADULT PROBATION						
101-151-727.000	SUPPLIES, PRINTING & POSTAGE	3,000	1,445	3,000		3,000
101-151-920.000	UTILITIES	7,000	4,871	10,000		10,000
Totals for dept 151 - ADULT PROBATION		10,000	6,316	13,000		13,000
Dept 191 - ELECTION						
101-191-707.000	SALARIES - PER DIEM	600		6,500		2,000
101-191-715.000	F.I.C.A.	46				
101-191-717.000	LIFE INSURANCE	3				
101-191-718.000	RETIREMENT	22				
101-191-727.000	SUPPLIES, PRINTING & POSTAGE	10,000	492	81,000		81,000
101-191-727.020	PURCHASE OF ELECTIONS EQUIPT.			700		700
101-191-727.030	SUPPLIES - REIMB.	14,000	891	30,000		30,000
101-191-861.000	TRAVEL	700	20	800		800
101-191-957.000	TRAINING	1,500	11	1,500		1,500
Totals for dept 191 - ELECTION		26,871	1,414	120,500		116,000
Dept 202 - ACCOUNTING SERVICES						
101-202-801.000	BASE ALL FUND AUDIT	37,740	37,740	38,000		38,000
101-202-801.010	COST ALLOCATION PLAN	7,000		7,000		7,000
101-202-801.030	OTHER FINANCIAL/ACCT. SVCS.	3,000	610	3,000		3,000
Totals for dept 202 - ACCOUNTING SERVICES		47,740	38,350	48,000		48,000
Dept 211 - LEGAL COUNSEL						
101-211-802.000	GENERAL LEGAL	90,000	86,235	150,000		150,000
101-211-803.000	LABOR COUNCIL	40,000	8,890	40,000		40,000
Totals for dept 211 - LEGAL COUNSEL		130,000	95,125	190,000		190,000
Dept 215 - CLERK						
101-215-703.000	SALARIES SUPERVISION	64,048	50,746	73,656	64,048	64,048
101-215-704.000	SALARIES PERMANENT	249,656	195,738		246,935	246,935
101-215-704.020	HEALTH INSURANCE INCENTIVE	2,000	892			
101-215-704.030	DISABILITY PLAN	2,274	1,909		2,274	2,274
101-215-704.040	UNUSED SICK TIME PAYOUT	1,000		1,000	1,600	1,600
101-215-705.000	SALARIES - PT/TEMP.			26,000		

Calculations as of 10/31/2021

GL NUMBER	DESCRIPTION	2021 AMENDED BUDGET	2021 ACTIVITY THRU 10/31/21	2022 DEPARTMENT REQUESTED BUDGET	2022 DRAFT BUDGET	2022 COMMITTEE REVIEW BUDGET
Fund: 101 GENERAL FUND						
APPROPRIATIONS						
Dept 215 - CLERK						
101-215-706.000	SALARIES OVERTIME	1,000		11,500		11,500
101-215-710.000	WORKERS COMPENSATION	6,274	2,265		3,390	3,390
101-215-711.000	HEALTH & DENTAL INSURANCE	97,000	100,877		120,750	120,750
101-215-715.000	F.I.C.A.	23,998	18,503		23,790	23,790
101-215-717.000	LIFE INSURANCE	444	342		444	444
101-215-718.000	RETIREMENT	24,234	21,567		18,186	18,186
101-215-718.100	POB IN LIEU OF RETIREMENT	24,372	20,088		21,776	21,776
101-215-727.000	SUPPLIES, PRINTING & POSTAGE	11,500	12,207	14,000		14,000
101-215-727.010	DELINQUENT CRT FINES/COSTS			2,000		2,000
101-215-809.000	MEMBERSHIPS & SUBSCRIPTIONS	1,200	280	1,400		1,400
101-215-851.010	CELLULAR PHONE	500	175	500		500
101-215-861.000	TRAVEL	500	234	600		600
101-215-957.000	EMPLOYEE TRAINING	1,500	375	2,000		2,000
101-215-965.020	TECHNOLOGY	6,240	4,160	6,240		6,240
Totals for dept 215 - CLERK		517,740	430,358	138,896	503,193	541,433
Dept 223 - CONTROLLER						
101-223-703.000	SALARIES SUPERVISION	91,728	72,531		93,083	93,083
101-223-703.040	UNUSED SICK TIME PAYOUT	2,000			2,200	2,200
101-223-704.000	SALARIES PERMANENT	185,456	146,702		189,810	189,810
101-223-704.030	DISABILITY PLAN	2,402	2,096		2,401	2,401
101-223-704.040	UNUSED SICK TIME PAYOUT	500			2,000	2,000
101-223-706.000	SALARIES OVERTIME	1,110	457		465	465
101-223-710.000	WORKERS COMPENSATION	5,544	2,030		3,089	3,089
101-223-711.000	HEALTH & DENTAL INSURANCE	82,500	81,344		86,250	86,250
101-223-715.000	F.I.C.A.	21,205	15,787		21,677	21,677
101-223-717.000	LIFE INSURANCE	278	212		278	278
101-223-718.000	RETIREMENT	22,196	19,143		12,914	12,914
101-223-718.100	POB IN LIEU OF RETIREMENT	15,232	12,714		13,934	13,934
101-223-727.000	SUPPLIES, PRINTING & POSTAGE	4,000	3,821	4,000		4,000
101-223-809.000	MEMBERSHIPS & SUBSCRIPTIONS	1,000	117	1,000		1,000
101-223-861.000	TRAVEL	1,000	192	1,000		1,000
101-223-901.000	ADVERTISING			200		200
101-223-957.000	EMPLOYEE TRAINING	2,000	2,694	3,000		3,000
Totals for dept 223 - CONTROLLER		438,151	359,840	9,200	428,101	437,301
Dept 225 - EQUALIZATION						
101-225-700.170	SPONSORED EDUCATION		1,100			
101-225-703.000	SALARIES SUPERVISION	75,476	59,755		75,476	75,476
101-225-704.000	SALARIES PERMANENT	85,467	66,742		86,988	86,988
101-225-704.030	DISABILITY PLAN	1,454	1,185		1,454	1,454
101-225-704.040	UNUSED SICK TIME PAYOUT	1,700			1,700	1,700
101-225-705.000	SALARIES - TEMP	4,000	1,600	3,000	3,000	3,000
101-225-710.000	WORKERS COMPENSATION	3,299	1,191		1,804	1,804
101-225-711.000	HEALTH & DENTAL INSURANCE	49,500	48,807		51,750	51,750
101-225-715.000	F.I.C.A.	12,618	9,270		12,658	12,658
101-225-717.000	LIFE INSURANCE	167	124		167	167
101-225-718.000	RETIREMENT	7,956	6,516		6,298	6,298
101-225-718.100	POB IN LIEU OF RETIREMENT	9,139	7,470		8,166	8,166
101-225-727.000	SUPPLIES, PRINTING & POSTAGE	900	731	1,500		1,500
101-225-809.000	MEMBERSHIPS & SUBSCRIPTIONS	1,800	735	1,800		1,800
101-225-861.000	TRAVEL	1,000	480	1,000		1,000
101-225-934.000	OFFICE EQUIP REPAIR & MAINT.	100				

Calculations as of 10/31/2021

GL NUMBER	DESCRIPTION	2021 AMENDED BUDGET	2021 ACTIVITY DEPARTMENT THRU 10/31/21	2022 REQUESTED BUDGET	2022 DRAFT BUDGET BUDGET	2022 COMMITTEE REVIEW BUDGET
Fund: 101 GENERAL FUND						
APPROPRIATIONS						
Dept 225 - EQUALIZATION						
101-225-957.000	EMPLOYEE TRAINING	1,000	348	1,000		1,000
Totals for dept 225 - EQUALIZATION		255,576	206,054	8,300	249,461	254,761
Dept 227 - CITY OF CARO ASSESMENT CONTRT						
101-227-704.000	SALARIES PERMANENT	5,000	3,962		5,000	5,000
101-227-704.030	DISABILITY PLAN	58	36		45	45
101-227-710.000	WORK COMP	52	37		50	50
101-227-711.000	HEALTH & DENTAL INSURANCE	1,142				
101-227-715.000	F.I.C.A.	383	306		383	383
101-227-717.000	LIFE INSURANCE		3		4	4
101-227-718.000	RETIREMENT	173	229		150	150
101-227-718.100	POB IN LIEU OF RETIREMENT	200	158		200	200
101-227-727.000	SUPPLIES, PRINTING & POSTAGE	500	235	500	500	500
Totals for dept 227 - CITY OF CARO ASSESMENT CON		7,508	4,966	500	6,332	6,332
Dept 229 - PROSECUTOR						
101-229-703.000	SALARIES SUPERVISION	100,663	79,756	105,000	100,663	100,663
101-229-704.000	SALARIES PERMANENT	314,496	253,162	345,000	305,901	305,901
101-229-704.020	HEALTH INSURANCE INCENTIVE	1,000		1,500		
101-229-704.030	DISABILITY PLAN	2,874	2,435	3,000	2,845	2,845
101-229-704.040	UNUSED SICK TIME PAYOUT	3,000		4,000	4,000	4,000
101-229-705.000	SALARIES - PART/TIME	65,707	18,810	70,000	46,987	46,987
101-229-706.000	SALARIES OVERTIME	8,500	22,915	35,000	26,312	26,312
101-229-710.000	WORKERS COMPENSATION	9,617	3,453	12,500	5,163	5,163
101-229-711.000	HEALTH & DENTAL INSURANCE	165,388	113,882	170,000	121,199	121,199
101-229-715.000	F.I.C.A.	36,786	28,142	40,000	36,237	36,237
101-229-717.000	LIFE INSURANCE	389	300	500	384	384
101-229-718.000	RETIREMENT	31,313	27,853	35,000	18,326	18,326
101-229-718.100	POB IN LIEU OF RETIREMENT	21,325	18,394	24,000	18,809	18,809
101-229-727.000	SUPPLIES, PRINTING & POSTAGE	9,500	4,221	9,500		9,500
101-229-729.000	WESTLAW	4,000	6,233	7,500		7,500
101-229-801.000	CONTRACTED SERVICES	1,000		1,000		1,000
101-229-805.010	STENO TRANSCRIPTS	2,500	1,300	2,500		2,500
101-229-805.020	STENO APPEAL TRANSCRIPTS	500		500		500
101-229-807.000	WITNESS FEES & TRAVEL	6,000	2,625	6,000		6,000
101-229-809.000	MEMBERSHIPS & SUBSCRIPTIONS	4,500	2,443	4,500		4,500
101-229-861.000	TRAVEL	100		100		100
101-229-862.000	TRAVEL - EXTRADITIONS	5,000	3,558	5,000		5,000
101-229-934.000	OFFICE EQUIP REPAIRS & MAINT.	2,500	5,775	2,500		2,500
101-229-957.000	EMPLOYEE TRAINING	750		750		750
101-229-982.000	BOOKS	4,000	1,345	4,000		4,000
Totals for dept 229 - PROSECUTOR		801,408	596,602	889,350	686,826	730,676
Dept 230 - CO-OP REIMBURSEMENT-PROSECUTOR						
101-230-704.000	SALARIES PERMANENT	135,331	107,693	145,000	138,365	138,365
101-230-704.030	DISABILITY PLAN	1,250	1,063	1,250	1,318	1,318
101-230-704.040	UNUSED SICK TIME PAYOUT	1,600		1,600	1,600	1,600
101-230-706.000	WAGES OVERTIME			500		
101-230-710.000	WORKERS COMPENSATION	2,707	1,001	1,500	1,576	1,576
101-230-711.000	HEALTH & DENTAL INSURANCE	49,500	48,807	65,000	50,248	50,248
101-230-715.000	F.I.C.A.	10,353	7,944	11,500	11,058	11,058
101-230-717.000	LIFE INSURANCE	167	124	175	172	172
101-230-718.000	RETIREMENT	5,779	8,223	9,000	6,986	6,986

Calculations as of 10/31/2021

GL NUMBER	DESCRIPTION	2021 AMENDED BUDGET	2021 ACTIVITY DEPARTMENT THRU 10/31/21	2022 REQUESTED BUDGET	2022 DRAFT BUDGET BUDGET	2022 COMMITTEE REVIEW BUDGET
Fund: 101 GENERAL FUND						
APPROPRIATIONS						
Dept 230 - CO-OP REIMBURSEMENT-PROSECUTOR						
101-230-718.100	POB IN LIEU OF RETIREMENT		6,772	8,000	8,411	8,411
101-230-727.000	SUPPLIES, PRINTING & POSTAGE	9,139	378	1,175		1,175
101-230-801.000	CONTRACTED SERVICES	1,175		210		210
	Totals for dept 230 - CO-OP REIMBURSEMENT-PROSEC	217,211	182,005	244,910	219,734	221,119
Dept 236 - REGISTER OF DEEDS						
101-236-703.000	SALARIES SUPERVISION	64,048	50,746	73,655	64,048	64,048
101-236-704.000	SALARIES PERMANENT	106,119	84,304	115,786	106,412	106,412
101-236-704.020	HEALTH INSURANCE INCENTIVE	4,000	3,169	4,000		
101-236-704.030	DISABILITY PLAN	983	811		983	983
101-236-704.040	UNUSED SICK TIME PAYOUT	200			200	200
101-236-705.000	SALARIES - PT/TEMP	23,553	19,092		25,579	25,579
101-236-706.000	SALARIES OVERTIME		21		200	200
101-236-710.000	WORKERS COMPENSATION	3,558	1,452		2,137	2,137
101-236-711.000	HEALTH & DENTAL INSURANCE	62,000	32,538		69,000	69,000
101-236-715.000	F.I.C.A.	14,103	11,794		14,997	14,997
101-236-717.000	LIFE INSURANCE	171	167		222	222
101-236-718.000	RETIREMENT	12,753	11,357		8,344	8,344
101-236-718.100	POB IN LIEU OF RETIREMENT	12,186	10,171		10,888	10,888
101-236-727.000	SUPPLIES, PRINTING & POSTAGE	6,000	1,462	5,000	5,000	5,000
101-236-809.000	MEMBERSHIPS & SUBSCRIPTIONS	350	350	400	500	400
101-236-861.000	TRAVEL	1,000	190	1,000	1,000	1,000
101-236-957.000	EMPLOYEE TRAINING	700	339	1,000	500	1,000
101-236-960.000	ON LINE COMPUTER SVCS	4,800	2,800	4,800	19,200	4,800
	Totals for dept 236 - REGISTER OF DEEDS	316,524	230,763	205,641	329,210	315,210
Dept 253 - TREASURER						
101-253-703.000	SALARIES SUPERVISION	64,048	50,746	73,696	64,048	64,048
101-253-704.000	SALARIES PERMANENT	35,506	24,435		36,897	36,897
101-253-704.020	HEALTH INSURANCE INCENTIVE		134			
101-253-704.030	DISABILITY PLAN	159	229		295	295
101-253-706.000	SALARIES OVERTIME		81		315	315
101-253-710.000	WORKERS COMPENSATION	2,547	714		1,101	1,101
101-253-711.000	HEALTH & DENTAL INSURANCE	41,808	24,899		34,500	34,500
101-253-715.000	F.I.C.A.	7,616	4,604		7,729	7,729
101-253-717.000	LIFE INSURANCE	(24)	81		111	111
101-253-718.000	RETIREMENT	3,492	(568)		5,052	5,052
101-253-718.100	POB IN LIEU OF RETIREMENT	2,995	8,195		5,444	5,444
101-253-727.000	SUPPLIES, PRINTING & POSTAGE	25,000	20,766	25,000		25,000
101-253-727.010	TAX ADMIN SYSTEM SUPPLIES	10,000	5,652	10,000		10,000
101-253-809.000	MEMBERSHIPS & SUBSCRIPTIONS	800	520	2,000		2,000
101-253-861.000	TRAVEL	600	30	1,500		1,500
101-253-934.000	OFFICE EQUIPT REPAIR & MAINT	3,000	2,189	2,000		2,000
101-253-957.000	EMPLOYEES TRAINING	1,600	799	3,000		3,000
	Totals for dept 253 - TREASURER	199,147	143,506	117,196	155,492	198,992
Dept 259 - COMPUTER OPERATIONS						
101-259-703.000	SALARIES SUPERVISION	74,105	58,293		76,574	76,574
101-259-704.000	SALARIES PERMANENT	150,659	119,751		152,675	152,675
101-259-704.020	HEALTH INSURANCE INCENTIVE	800	634			
101-259-704.030	DISABILITY PLAN	2,038	1,709		2,038	2,038
101-259-704.040	UNUSED SICK TIME PAYOUT	4,300			4,500	4,500
101-259-706.000	SALARIES OVERTIME		1,060		1,400	1,400

Calculations as of 10/31/2021

GL NUMBER	DESCRIPTION	2021 AMENDED BUDGET	2021 ACTIVITY DEPARTMENT THRU 10/31/21	2022 REQUESTED BUDGET	2022 DRAFT BUDGET BUDGET	2022 COMMITTEE REVIEW BUDGET
Fund: 101 GENERAL FUND						
APPROPRIATIONS						
Dept 259 - COMPUTER OPERATIONS						
101-259-710.000	WORKERS COMPENSATION	4,495	1,660		2,499	2,499
101-259-711.000	HEALTH & DENTAL INSURANCE	73,450	73,210		77,649	77,649
101-259-715.000	F.I.C.A.	17,195	13,419		17,538	17,538
101-259-717.000	LIFE INSURANCE	250	190		250	250
101-259-718.000	RETIREMENT	10,993	9,500		8,660	8,660
101-259-718.100	POB IN LIEU OF RETIREMENT	13,709	11,446		12,253	12,253
101-259-727.000	SUPPLIES, PRINTING & POSTAGE	5,000	1,664	5,000		5,000
101-259-727.010	SUPPLIES TAX ADMIN. SYSTEM		12			
101-259-809.000	MEMBERSHIPS & SUBSCRIPTIONS	500	319	500		500
101-259-851.010	CELLULAR PHONES	1,800	854	1,800		1,800
101-259-861.000	TRAVEL			2,500		2,500
101-259-957.000	EMPLOYEE TRAINING	6,000	35	6,000		6,000
101-259-965.020	COMPUTER SERVICE CONTRACTS	385,000	329,100	400,400		400,400
101-259-965.040	COMPUTER REPAIR & MAINTENANCE	13,500	9,795	17,500		17,500
101-259-965.801	COMPUTER CONTRACTUAL SVCS			15,000		15,000
Totals for dept 259 - COMPUTER OPERATIONS		763,794	632,651	448,700	356,036	804,736
Dept 265 - BUILDING AND GROUNDS						
101-265-703.000	SALARIES SUPERVISION	41,510	32,864		41,517	41,517
101-265-704.000	SALARIES PERMANENT	114,046	89,729		114,046	114,046
101-265-704.020	HEALTH INSURANCE INCENTIVE	2,000	1,585			
101-265-704.030	DISABILITY PLAN	1,437	1,207		1,437	1,437
101-265-704.040	UNUSED SICK TIME PAYOUT	2,000			2,000	2,000
101-265-705.000	SALARIES - PT/TEMP	114,096	77,186		101,953	101,953
101-265-706.000	SALARIES OVERTIME	6,000	5,157	6,000	5,094	5,094
101-265-710.000	WORKERS COMPENSATION	4,288	1,850		2,862	2,862
101-265-711.000	HEALTH & DENTAL INSURANCE	39,250	42,469		62,102	62,102
101-265-715.000	F.I.C.A.	20,507	15,121		20,090	20,090
101-265-717.000	LIFE INSURANCE	200	152		200	200
101-265-718.000	RETIREMENT	16,730	14,698		8,290	8,290
101-265-718.100	POB IN LIEU OF RETIREMENT	10,967	9,154		9,799	9,799
101-265-719.000	UNEMPLOYMENT		95			
101-265-727.000	SUPPLIES, PRINTING & POSTAGE	8,000	8,577	8,000		8,000
101-265-746.000	UNIFORMS & ACCESSORIES	3,500	2,432	3,500		3,500
101-265-747.000	GAS, OIL, GREASE, & ETC.	7,000	6,775	8,000		8,000
101-265-776.000	JANITORIAL SUPPLIES	23,000	17,890	23,000		23,000
101-265-851.000	TELEPHONE	35,000	29,690	35,000		35,000
101-265-920.000	UTILITIES	215,000	174,546	220,000		220,000
101-265-931.000	BLDG. REPAIR & MAINTENANCE	48,000	33,157	48,000		48,000
101-265-932.000	EQUIPMENT REPAIR & MAINTENANCE	60,000	52,260	60,000		60,000
101-265-933.000	EQUIPT MAINT SVC CONTRACTS	22,000	21,515	23,000		23,000
101-265-934.000	OFFICE EQUIP REPAIR & MAINT.	8,000	7,472	8,000		8,000
101-265-936.000	GROUNDS CARE & MAINTENANCE	32,100	31,606	46,000		46,000
101-265-940.000	SPACE RENT		5,580			
101-265-984.000	PHONE SYSTEM LEASE PAYMENTS	21,159	5,290	22,000		22,000
101-265-990.000	POSTAGE METER LEASE PITNEY BOWES	6,200	3,901	6,200		6,200
Totals for dept 265 - BUILDING AND GROUNDS		861,990	691,958	516,700	369,390	880,090
Dept 266 - DHHS BLDG MAINTENANCE						
101-266-705.000	SALARIES - PT/TEMP	23,681	14,993		24,232	24,232
101-266-710.000	WORKERS COMPENSATION	474	135		264	264
101-266-715.000	F.I.C.A.	1,812	1,147		1,854	1,854
101-266-776.000	JANITORIAL SUPPLIES	3,500	1,385	3,500		3,500

Calculations as of 10/31/2021

GL NUMBER	DESCRIPTION	2021 AMENDED BUDGET	2021 ACTIVITY DEPARTMENT THRU 10/31/21	2022 REQUESTED BUDGET	2022 DRAFT BUDGET BUDGET	2022 COMMITTEE REVIEW BUDGET
Fund: 101 GENERAL FUND						
APPROPRIATIONS						
Dept 266 - DHHS BLDG MAINTENANCE						
101-266-920.000	UTILITIES	25,000	16,061	25,000		25,000
101-266-931.000	BUILDING REPAIR & MAINT	2,000	2,665	2,000		2,000
101-266-932.000	EQUIPMENT REPAIR & MAINT	3,000	5,050	3,000		3,000
101-266-936.000	GROUNDS CARE & MAINT	1,000	802	1,000		1,000
Totals for dept 266 - DHHS BLDG MAINTENANCE		60,467	42,238	34,500	26,350	60,850
Dept 275 - DRAIN COMMISSION						
101-275-703.000	SALARIES SUPERVISION	64,048	50,746	76,655	64,048	64,048
101-275-704.000	SALARIES PERMANENT	74,504	58,196	84,521	77,610	77,610
101-275-704.030	DISABILITY PLAN	691	550		691	691
101-275-704.040	UNUSED SICK TIME PAYOUT	1,000			1,216	1,216
101-275-706.000	SALARIES OVERTIME	6,000	3,596	8,000	2,990	2,990
101-275-710.000	WORKERS COMPENSATION	2,729	1,040		1,577	1,577
101-275-711.000	HEALTH & DENTAL INSURANCE	49,500	48,807		51,750	51,750
101-275-715.000	F.I.C.A.	10,439	8,329		11,066	11,066
101-275-717.000	LIFE INSURANCE	167	127		167	167
101-275-718.000	RETIREMENT	10,970	10,960		6,567	6,567
101-275-718.100	POB IN LIEU OF RETIREMENT	9,139	7,628		8,166	8,166
101-275-727.000	SUPPLIES, PRINTING & POSTAGE	4,000	1,959			6,000
101-275-802.000	LEGAL	500		6,000		6,000
101-275-809.000	MEMBERSHIP & SUBSCRIPTION	100	242	1,500		1,500
101-275-851.010	CELLULAR PHONE	1,800	1,376	2,500		2,500
101-275-861.000	TRAVEL	1,300	997	2,000		2,000
101-275-957.000	EMPLOYEE TRAINING	4,000	4,229	8,000		8,000
Totals for dept 275 - DRAIN COMMISSION		240,887	198,782	190,176	225,848	246,848
Dept 303 - COURTHOUSE SECURITY						
101-303-704.000	SALARIES PERMANENT	88,393	65,263		84,082	84,082
101-303-704.010	SHIFT PREMIUM		1			
101-303-704.030	DISABILITY PLAN	770	575		707	707
101-303-704.040	UNUSED SICK TIME PAYOUT	300			962	962
101-303-705.000	SALARIES - PT/TEMP	4,808	2,508		1,663	1,663
101-303-706.000	SALARIES OVERTIME	16,000	4,852		2,449	2,449
101-303-710.000	WORKERS COMPENSATION	1,768	677		998	998
101-303-711.000	HEALTH & DENTAL INSURANCE	16,500	12,127		10,512	10,512
101-303-715.000	F.I.C.A.	6,762	5,596		7,097	7,097
101-303-717.000	LIFE INSURANCE	89	61		83	83
101-303-718.000	RETIREMENT	4,371	3,912		4,293	4,293
101-303-718.100	POB IN LIEU OF RETIREMENT	6,093	4,590		5,107	5,107
101-303-727.000	SUPPLIES, PRINTING & POSTAGE	50				
101-303-814.000	LAUNDRY - EMPLOYEE	200	158	200		200
101-303-932.000	EQUIPMENT REPAIR & MAINTENANCE	5,500	5,899	6,000		6,000
Totals for dept 303 - COURTHOUSE SECURITY		151,604	106,219	6,200	117,953	124,153
Dept 304 - SHERIFF - JAIL						
101-304-703.000	SALARIES SUPERVISION	40,053	31,735		40,053	40,053
101-304-704.000	SALARIES PERMANENT	925,781	720,287		982,364	982,364
101-304-704.010	SHERIFF JAIL/SHIFT PREMIUM	5,000	5,256	5,000		5,000
101-304-704.020	HEALTH INSURANCE INCENTIVE	4,000	3,400	4,000		4,000
101-304-704.030	DISABILITY PLAN	8,308	6,801			8,124
101-304-704.040	UNUSED SICK TIME PAYOUT	3,500		3,500		3,500
101-304-705.000	SALARIES - PT/TEMP.	88,366	9,783		21,176	21,176
101-304-706.000	SALARIES OVERTIME	140,000	138,016		95,413	95,413

User: TCACZECHC  
DB: Tuscola County

Calculations as of 10/31/2021

GL NUMBER	DESCRIPTION	2021 AMENDED BUDGET	2021 ACTIVITY DEPARTMENT THRU 10/31/21	2022 REQUESTED BUDGET	2022 DRAFT BUDGET BUDGET	2022 COMMITTEE REVIEW BUDGET
Fund: 101 GENERAL FUND						
APPROPRIATIONS						
Dept 304 - SHERIFF - JAIL						
101-304-710.000	WORKERS COMPENSATION	19,317	8,466		12,291	12,291
101-304-711.000	HEALTH & DENTAL INSURANCE	298,350	292,318		331,764	331,764
101-304-715.000	F.I.C.A.	73,886	69,115		86,612	86,612
101-304-717.000	LIFE INSURANCE	1,296	977		1,286	1,286
101-304-718.000	RETIREMENT	99,672	82,201		66,067	66,067
101-304-718.100	POB IN LIEU OF RETIREMENT	61,081	50,389		57,042	57,042
101-304-719.000	UNEMPLOYMENT INSURANCE	3,000				
101-304-727.000	SUPPLIES, PRINTING & POSTAGE	6,265	4,073	6,500		6,500
101-304-741.000	FOOD/SNACKS INMATES	16,814	12,213	16,814		16,814
101-304-742.000	TIRES/REGISTRATION	500	26	500		500
101-304-743.000	KITCHEN SUPPLIES	500	124	500		500
101-304-745.000	CLOTHING & BEDDING	12,000	1,031	10,000		10,000
101-304-746.000	UNIFORMS & ACCESSORIES	9,602	5,522	13,000		13,000
101-304-747.000	GAS, CIL, GREASE & ETC	6,000	3,370	6,000		6,000
101-304-748.000	DRUGS & PRESCRIPTIONS	14,220	14,957	20,000		20,000
101-304-776.000	JANITCRIAL SUPPLIES	16,000	9,142	12,000		12,000
101-304-801.010	CONTRACTUAL INMATE MEDICAL SERVIC	154,034	141,266	158,655		158,655
101-304-801.020	CANTEEN SERVICES	184,534	121,241	180,000		180,000
101-304-802.000	INMATE HOUSING/OTHER CO.			10,000		10,000
101-304-809.000	MEMBERSHIP & SUBSCRIPTIONS	1,000	24	1,000		1,000
101-304-814.000	LAUNDRY - EMPLOYEE	2,612	1,952	2,500		2,500
101-304-835.000	JAIL INMATE HEALTH SERVICES	167,000	133,986	167,000		167,000
101-304-836.000	DRUG TESTING	1,262	656	1,200		1,200
101-304-837.000	MENTAL HEALTH SERVICES	2,000	465	2,000		2,000
101-304-851.000	TELEPHONE	3,000	2,972	3,500		3,500
101-304-851.010	CELLULAR PHONE	2,672	2,114	2,672		2,672
101-304-861.000	TRAVEL	1,000	377	1,000		1,000
101-304-863.000	INVESTIGATIONS	633	900	1,000		1,000
101-304-902.000	ADVERTISING (HELP BIDS)			100		100
101-304-910.000	INSURANCE & BONDS	5,193	4,507	8,524		8,524
101-304-931.000	EQUIPMENT	21,135	17,711	16,500		16,500
101-304-931.100	ICS EQUIPMENT		12,150			
101-304-932.000	EQUIPMENT REPAIR & MAINTENANCE	11,870	6,266	14,500		14,500
101-304-933.000	VEHICLE REPAIR & MAINTENANCE	1,487	4	1,500		1,500
101-304-934.000	OFFICE EQUIP REPAIRS & MAINT.	1,143		1,140		1,140
101-304-935.000	EQUIPMENT/TETHERS	12,000	7,256	12,000		12,000
101-304-942.000	EQUIPMENT RENTAL	6,460	5,216	6,500		6,500
101-304-957.000	EMPLOYEE TRAINING	1,126	1,213	1,200		1,200
101-304-975.000	FIREARMS AND AMMO	10,189	4,080	10,000		10,000
Totals for dept 304 - SHERIFF - JAIL		2,443,861	1,933,558	700,305	1,702,192	2,402,497
Dept 324 - CO WEIGH MASIER ENFORCEMENT						
101-324-704.000	SALARIES PERMANENT	54,475	45,273	57,179	57,458	57,458
101-324-704.030	DISABILITY PLAN	508	383	556	508	508
101-324-704.040	UNUSEL SICK TIME PAYOUT	400		900	1,033	1,033
101-324-706.000	SALARIES OVERTIME	500	290	500	290	290
101-324-710.000	WORKERS COMPENSATION	1,090	421	623	729	729
101-324-711.000	HEALTH & DENTAL INSURANCE	16,500	12,375	17,250	17,250	17,250
101-324-715.000	F.I.C.A.	4,167	3,513	4,484	5,119	5,119
101-324-717.000	LIFE INSURANCE	44	30	45	44	44
101-324-718.000	RETIREMENT	6,158	4,289	6,156	5,352	5,352
101-324-718.100	POB IN LIEU OF RETIREMENT	3,047	2,126	3,047	2,722	2,722
101-324-746.000	UNIFORMS & ACCESSORIES	300		300		300



Calculations as of 10/31/2021

GL NUMBER	DESCRIPTION	2021 AMENDED BUDGET	2021 ACTIVITY DEPARTMENT THRU 10/31/21	2022 REQUESTED BUDGET	2022 DRAFT BUDGET BUDGET	2022 COMMITTEE REVIEW BUDGET
Fund: 101 GENERAL FUND						
APPROPRIATIONS						
Dept 324 - CO WEIGH MASTER ENFORCEMENT						
101-324-814.000	LAUNDRY - EMPLOYEE	100		100		100
101-324-910.000	INSURANCE & BONDS	3,650	1,730	3,262		3,262
101-324-931.000	EQUIPMENT	200		200		200
101-324-957.000	TRAINING	200		200		200
Totals for dept 324 - CO WEIGH MASTER ENFORCEMEN		91,339	70,430	94,802	90,505	94,567
Dept 331 - MARINE SAFETY						
101-331-704.030	DISABILITY		4			
101-331-705.000	SALARIES - PT/TEMP	10,214	8,700	5,250	2,371	2,371
101-331-706.000	SALARIES OVERTIME		261		261	261
101-331-710.000	WORKERS COMPENSATION	28	92	50	23	23
101-331-715.000	F.I.C.A.	781	686	433	181	181
101-331-718.000	RETIREMENT				38	38
101-331-718.100	RETIREMENT/DNR				26	26
101-331-727.000	SUPPLIES, PRINTING & POSTAGE	242		300		300
101-331-746.000	UNIFORMS & ACCESSORIES	200	806	200		200
101-331-747.000	GAS, OIL GREASE & ETC.	1,800	1,463	1,800		1,800
101-331-910.000	INSURANCE & BONDS	987	698	1,262		1,262
101-331-932.000	EQUIPMENT REPAIR & MAINTENANCE	1,247	654	1,200		1,200
101-331-941.000	BUILDING RENTAL	400	400	400		400
Totals for dept 331 - MARINE SAFETY		15,899	13,764	10,895	2,900	8,062
Dept 333 - SECONDARY ROAD PATROL						
101-333-704.000	SALARIES PERMANENT	54,475	9,368	58,935	55,105	55,105
101-333-704.010	SEC. RD PATROL/SHIFT PREMIUM		4			
101-333-704.030	DISABILITY PLAN	499	155	420	499	499
101-333-704.040	UNUSED SICK TIME PAYOUT	250				
101-333-706.000	SALARIES OVERTIME	504	15,797		8,693	8,693
101-333-710.000	WORKERS COMPENSATION	1,090	229	510	652	652
101-333-711.000	HEALTH & DENTAL INSURANCE	16,500	11,000	17,250	17,250	17,250
101-333-715.000	F.I.C.A.	4,167	1,933	4,126	4,573	4,573
101-333-717.000	LIFE INSURANCE	44	13	45	44	44
101-333-718.000	RETIREMENT	3,583	3,902	4,200	3,871	3,871
101-333-718.100	POB IN LIEU OF RETIREMENT	3,046	1,383	2,305	2,722	2,722
101-333-747.000	GAS, OIL, GREASE & ETC.	1,200	1,254	2,200		2,200
101-333-851.010	CELLULAR PHONE/AIR CARDS		387	514		514
101-333-910.000	INSURANCE & BONDS	2,000	1,730	3,362		3,362
Totals for dept 333 - SECONDARY ROAD PATROL		87,358	47,155	93,867	93,409	99,485
Dept 346 - THUMB AREA NARCOTICS GROUP						
101-346-705.000	SALARIES - PART-TIME	12,740	6,373		12,740	12,740
101-346-710.000	WORKERS COMPENSATION	255	57		139	139
101-346-715.000	F.I.C.A.	975	488		975	975
Totals for dept 346 - THUMB AREA NARCOTICS GROUP		13,970	6,918		13,854	13,854
Dept 352 - COMMUNITY CORRECTIONS SERVICE						
101-352-704.000	SALARIES PERMANENT	45,198	28,101		33,663	33,663
101-352-704.030	DISABILITY PLAN	413	274		301	301
101-352-704.040	SICK TIME PAYOUT	800			1,085	1,085
101-352-710.000	WORKERS COMPENSATION	904	247		380	380
101-352-711.000	HEALTH & DENTAL INSURANCE	16,500			12,551	12,551
101-352-715.000	F.I.C.A.	3,458	2,164		2,664	2,664
101-352-717.000	LIFE INSURANCE	44	26		32	32

Calculations as of 10/31/2021

GL NUMBER	DESCRIPTION	2021 AMENDED BUDGET	2021 ACTIVITY DEPARTMENT THRU 10/31/21	2022 REQUESTED BUDGET	2022 DRAFT BUDGET	2022 COMMITTEE REVIEW BUDGET
Fund: 101 GENERAL FUND						
APPROPRIATIONS						
Dept 352 - COMMUNITY CORRECTIONS SERVICE						
101-352-718.000	RETIREMENT	5,741	3,771		3,506	3,506
101-352-718.100	POB IN LIEU OF RETIREMENT	3,046	2,006		1,981	1,981
Totals for dept 352 - COMMUNITY CORRECTIONS SERV		76,104	36,589		56,163	56,163
Dept 400 - PLANNING COMMISSION						
101-400-707.000	SALARIES - PER DIEM	3,000	3,130		3,000	3,000
101-400-710.000	WORKERS COMPENSATION	10				
101-400-715.000	F.I.C.A.	230	238		230	230
101-400-718.000	RETIREMENT	20	4		20	20
101-400-718.100	POB IN LIEU OF RETIREMENT	150	28		150	150
101-400-727.000	SUPPLIES, PRINTING & POSTAGE	20	7		100	
101-400-861.000	TRAVEL	450	392	500	500	500
101-400-957.000	EMPLOYEE TRAINING	550	250	550	500	550
Totals for dept 400 - PLANNING COMMISSION		4,430	4,049	1,050	4,500	4,450
Dept 426 - EMERGENCY SERVICES						
101-426-704.000	SALARIES PERMANENT	62,925	49,241		62,782	62,782
101-426-704.030	DISABILITY PLAN	576	484		576	576
101-426-704.040	UNUSED SICK TIME PAYOUT	1,500				
101-426-706.000	WAGES - OVERTIME	1,500				
101-426-710.000	WORKERS COMPENSATION	1,259	455		684	684
101-426-711.000	HEALTH & DENTAL INSURANCE	16,500	12,375		17,250	17,250
101-426-712.000	DISABILITY INSURANCE	4,630				
101-426-715.000	F.I.C.A.	4,814	3,660		4,803	4,803
101-426-717.000	LIFE INSURANCE	44	34		44	44
101-426-718.000	RETIREMENT	6,158	5,131		5,352	5,352
101-426-718.100	POB IN LIEU OF RETIREMENT	3,046	2,543		2,722	2,722
101-426-727.000	SUPPLIES, PRINTING & POSTAGE		11	100		100
101-426-727.010	LEPC SUPPLIES	400		500		500
101-426-744.000	OTHER SUPPLIES	150	31	150		150
101-426-746.000	UNIFORMS & ACCESSORIES	400	289	500		500
101-426-747.000	GASOLINE	2,250	1,454	2,500		2,500
101-426-809.000	MEMBERSHIPS & SUBSCRIPTIONS	50		50		50
101-426-851.010	CELLULAR PHONES	800	452	1,800		1,800
101-426-861.000	TRAVEL	350	83	400		400
101-426-910.000	INSURANCE & BONDS	750	349	631		631
101-426-932.000	EQUIPMENT REPAIR & MAINTENANCE	1,500	726	1,500		1,500
101-426-933.000	VEHICLE REPAIR & MAINT.	1,000	759	1,500		1,500
101-426-934.000	OFFICE EQUIP REPAIRS & MAINT.	1,000	750	1,500		1,500
101-426-957.000	EMPLOYEE TRAINING	1,250	673	1,500		1,500
101-426-978.000	MACHINERY & EQUIPMENT			1,500		1,500
Totals for dept 426 - EMERGENCY SERVICES		112,852	79,500	14,131	94,213	108,344
Dept 441 - BUILDING CODES						
101-441-801.000	CONTRACTUAL	440,000	421,728			
Totals for dept 441 - BUILDING CODES		440,000	421,728			
Dept 442 - BOARD OF PUBLIC WORKS						
101-442-707.000	SALARIES - PER DIEM	750	600		178	178
101-442-710.000	WORKERS COMP				2	2
101-442-711.000	HEALTH & DENTAL INSURANCE				228	228
101-442-715.000	F.I.C.A.	50	46		14	14
101-442-717.000	LIFE INSURANCE				1	1

Calculations as of 10/31/2021

GL NUMBER	DESCRIPTION	2021 AMENDED BUDGET	2021 ACTIVITY DEPARTMENT THRU 10/31/21	2022 REQUESTED BUDGET	2022 DRAFT BUDGET BUDGET	2022 COMMITTEE REVIEW BUDGET
Fund: 101 GENERAL FUND						
APPROPRIATIONS						
Dept 442 - BOARD OF PUBLIC WORKS						
101-442-861.000	TRAVEL	250	160			
Totals for dept 442 - BOARD OF PUBLIC WORKS		1,050	806		423	423
Dept 445 - DRAINS AT LARGE						
101-445-965.000	APPROPRIATION	370,938	345,334	350,000		350,000
Totals for dept 445 - DRAINS AT LARGE		370,938	345,334	350,000		350,000
Dept 631 - SUBSTANCE ABUSE						
101-631-849.000	SUBSTANCE ABUSE APPROPRIATION	51,250	49,892	50,000		50,000
Totals for dept 631 - SUBSTANCE ABUSE		51,250	49,892	50,000		50,000
Dept 648 - MEDICAL EXAMINER						
101-648-801.000	CONTRACTUAL	75,000	83,750	75,000	75,000	75,000
Totals for dept 648 - MEDICAL EXAMINER		75,000	83,750	75,000	75,000	75,000
Dept 670 - DHHS BOARD						
101-670-703.000	SALARIES SUPERVISION	8,000	6,425	6,000	7,710	7,710
101-670-720.000	DHHS BOARD EXPENSES	600	492	600	600	600
101-670-809.000	MEMBERSHIPS/SUBSCRIPTIONS	1,400		1,400	2,800	1,400
Totals for dept 670 - DHHS BOARD		10,000	6,917	8,000	11,110	9,710
Dept 722 - AIRPORT ZONING BOARD						
101-722-707.000	SALARIES - PER DIEMS		400			
101-722-715.000	F.I.C.A.		31			
101-722-861.000	MILEAGE		54			
Totals for dept 722 - AIRPORT ZONING BOARD			485			
Dept 723 - AIRPORT ZONING BRD OF APPEALS						
101-723-707.000	SALARIES - PER DIEM	500	200	500		500
101-723-715.000	F.I.C.A.	40	15	40		
101-723-861.000	TRAVEL	300		300		300
101-723-901.000	ADVERTISING			200		200
Totals for dept 723 - AIRPORT ZONING BRD OF APPE		840	215	1,040		1,000
Dept 728 - ECONOMIC DEVELOPMENT CORP						
101-728-955.000	EDC APPROPRIATIONS	120,000	120,000	80,000		80,000
Totals for dept 728 - ECONOMIC DEVELOPMENT CORP		120,000	120,000	80,000		80,000
Dept 863 - EMPLOYEE SICK/VACATION BENEFIT						
101-863-704.040	UNUSED SICK/VAC TIME PAYOUT	5,000	21,358	10,000		10,000
101-863-715.000	F.I.C.A.	390	2,002	765		765
101-863-718.000	RETIREMENT		250	100		100
Totals for dept 863 - EMPLOYEE SICK/VACATION BEN		5,390	23,610	10,865		10,865
Dept 865 - INSURANCE AND BONDS						
101-865-910.000	INSURANCE & BONDS	100,000	51,545	128,289		128,289
101-865-920.000	MMRMA RETENTION	25,000	25,000	25,000		25,000
Totals for dept 865 - INSURANCE AND BONDS		125,000	76,545	153,289		153,289
Dept 890 - CONTINGENCY FUND						
101-890-965.000	CONTINGENCY	109,330				
Totals for dept 890 - CONTINGENCY FUND		109,330				

Calculations as of 10/31/2021

GL NUMBER	DESCRIPTION	2021 AMENDED BUDGET	2021 ACTIVITY DEPARTMENT THRU 10/31/21	2022 REQUESTED BUDGET	2022 DRAFT BUDGET BUDGET	2022 COMMITTEE REVIEW BUDGET
Fund: 101 GENERAL FUND						
APPROPRIATIONS						
Dept 891 - ESCROW PORTION OF WIND REVENUE						
101-891-230.001	ESCROW PORTION OF WIND REVENUE	224,478		260,787		260,787
Totals for dept 891 - ESCROW PORTION OF WIND REV		224,478		260,787		260,787
Dept 965 - TRANSFERS OUT						
101-965-999.215	FRIEND OF THE COURT TRANSFERS	239,857	239,857	242,970	242,970	242,970
101-965-999.221	HEALTH DEPT APPROPRIATION	328,185	328,185	399,749	399,749	399,749
101-965-999.222	BEHAVIORAL HEALTH	288,243	216,182	288,243	288,243	288,243
101-965-999.239	TRANS OUT ANIMAL CONTROL	150,000	150,000	140,000	140,000	140,000
101-965-999.244	EQUIPMENT CAPITAL IMPROVEMENT	344,469	344,469	250,000	250,000	250,000
101-965-999.258	GIS FUND	60,000	60,000	60,000	60,000	60,000
101-965-999.260	TRANSFER OUT MIDC	253,708	253,708	251,472	251,472	251,472
101-965-999.288	CHILD CARE HUMAN SERVICES	150,000	150,000	150,000	150,000	150,000
101-965-999.292	CHILD CARE (PROB CT & SOC SER)	300,000	300,000	300,000	300,000	300,000
101-965-999.374	PURDY BUILDING DEBT	74,103	74,103	76,593	76,593	76,593
101-965-999.483	CAPITAL IMPROVEMENTS FUND	200,000	200,000	200,000	200,000	200,000
Totals for dept 965 - TRANSFERS OUT		2,388,565	2,316,504	2,359,027	2,359,027	2,359,027
TOTAL APPROPRIATIONS		14,580,771	11,640,061	9,645,916	10,131,034	13,956,427
NET OF REVENUES/APPROPRIATIONS - FUND 101			(175,155)	4,374,084	3,888,966	63,573
BEGINNING FUND BALANCE		2,955,459	2,955,459	2,780,304	2,780,304	2,780,304
ENDING FUND BALANCE		2,955,459	2,780,304	7,154,388	6,669,270	2,843,877

J.

Calculations as of 10/31/2021

GL NUMBER	DESCRIPTION	2021 AMENDED BUDGET	2021 ACTIVITY THRU 10/31/21	2022 DEPARTMENT REQUESTED BUDGET	2022 DRAFT BUDGET BUDGET	2022 COMMITTEE REVIEW BUDGET
<b>Fund: 207 ROAD PATROL</b>						
	TOTAL ESTIMATED REVENUES	2,749,609	2,730,209	2,716,310	2,716,310	2,827,997
	TOTAL APPROPRIATIONS	2,747,668	1,777,491	793,733	1,845,019	2,774,298
	NET OF REVENUES/APPROPRIATIONS - FUND 207	1,941	952,718	1,922,577	871,291	53,699
	BEGINNING FUND BALANCE	1,333,949	1,333,949	2,286,667	2,286,667	2,286,667
	ENDING FUND BALANCE	1,335,890	2,286,667	4,209,244	3,157,958	2,340,366
<b>Fund: 208 COUNTY PARKS &amp; RECREATION</b>						
	TOTAL ESTIMATED REVENUES	19,500	26,732	27,600		27,600
	TOTAL APPROPRIATIONS	19,800	19,755	25,700		26,100
	NET OF REVENUES/APPROPRIATIONS - FUND 208	(300)	6,977	1,900		1,500
	BEGINNING FUND BALANCE	7,877	7,877	14,854	14,854	14,854
	ENDING FUND BALANCE	7,577	14,854	16,754	14,854	16,354
<b>Fund: 213 ARBELA TWP POLICE SVC CONTRACT</b>						
	TOTAL ESTIMATED REVENUES	91,463	74,729	95,237		96,002
	TOTAL APPROPRIATIONS	91,463	72,995	94,560	89,917	96,002
	NET OF REVENUES/APPROPRIATIONS - FUND 213		1,734	677	(89,917)	
	BEGINNING FUND BALANCE	842	842	2,576	2,576	2,576
	ENDING FUND BALANCE	842	2,576	3,253	(87,341)	2,576
<b>Fund: 214 VOTED PRIMARY ROAD IMPROVEMENT</b>						
	TOTAL ESTIMATED REVENUES	1,924,746	1,924,048	1,972,287		1,978,287
	TOTAL APPROPRIATIONS	1,350,384	280,543	64,342		358,342
	NET OF REVENUES/APPROPRIATIONS - FUND 214	574,362	1,643,505	1,907,945		1,619,945
	BEGINNING FUND BALANCE	229,893	229,893	1,873,398	1,873,398	1,873,398
	ENDING FUND BALANCE	804,255	1,873,398	3,781,343	1,873,398	3,493,343
<b>Fund: 215 FRIEND OF THE COURT</b>						
	TOTAL ESTIMATED REVENUES	1,113,578	707,613	1,050,020		1,006,907
	TOTAL APPROPRIATIONS	1,117,162	892,026	780,310	857,076	1,063,665
	NET OF REVENUES/APPROPRIATIONS - FUND 215	(3,584)	(184,413)	269,710	(857,076)	(56,758)
	BEGINNING FUND BALANCE	113,601	113,601	(70,812)	(70,812)	(70,812)
	ENDING FUND BALANCE	110,017	(70,812)	198,898	(927,888)	(127,570)
<b>Fund: 216 FAMILY COUNSELING</b>						
	TOTAL ESTIMATED REVENUES	9,000	5,559			9,000
	TOTAL APPROPRIATIONS	2,000	4,562			2,000
	NET OF REVENUES/APPROPRIATIONS - FUND 216	7,000	997			7,000
	BEGINNING FUND BALANCE	69,227	69,227	70,224	70,224	70,224
	ENDING FUND BALANCE	76,227	70,224	70,224	70,224	77,224
<b>Fund: 218 DISPATCH/911</b>						
	TOTAL ESTIMATED REVENUES	1,337,400	705,347	1,259,850		1,259,850
	TOTAL APPROPRIATIONS	1,293,231	977,900	1,377,688	954,392	1,366,647
	NET OF REVENUES/APPROPRIATIONS - FUND 218	44,169	(272,553)	(117,838)	(954,392)	(106,797)
	BEGINNING FUND BALANCE	952,273	952,273	679,720	679,720	679,720
	ENDING FUND BALANCE	996,442	679,720	561,882	(274,672)	572,923
<b>Fund: 221 HEALTH DEPARTMENT</b>						
	TOTAL ESTIMATED REVENUES	3,531,259	4,216,322	4,716,818		4,716,818
	TOTAL APPROPRIATIONS	3,592,222	3,359,329	4,716,818		4,715,818
	NET OF REVENUES/APPROPRIATIONS - FUND 221	(60,963)	856,993			1,000
	BEGINNING FUND BALANCE	1,695,533	1,695,533	2,552,526	2,552,526	2,552,526
	ENDING FUND BALANCE	1,634,570	2,552,526	2,552,526	2,552,526	2,553,526

4

Calculations as of 10/31/2021

GL NUMBER	DESCRIPTION	2021 AMENDED BUDGET	2021 ACTIVITY THRU 10/31/21	2022 DEPARTMENT REQUESTED BUDGET	2022 DRAFT BUDGET	2022 COMMITTEE REVIEW BUDGET
Fund: 224 REGIONAL DWI COURT GRANT						
	TOTAL ESTIMATED REVENUES	251,700	109,510			251,700
	TOTAL APPROPRIATIONS	245,160	157,147		161,146	260,369
	NET OF REVENUES/APPROPRIATIONS - FUND 224	6,540	(47,637)		(161,146)	(8,669)
	BEGINNING FUND BALANCE	82,057	82,057	34,420	34,420	34,420
	ENDING FUND BALANCE	88,597	34,420	34,420	(126,726)	25,751
Fund: 225 VASSAR TWP POLICE SVC CONTRACT						
	TOTAL ESTIMATED REVENUES	91,960	58,246	94,667		95,540
	TOTAL APPROPRIATIONS	91,960	70,911	93,990	86,808	95,540
	NET OF REVENUES/APPROPRIATIONS - FUND 225		(12,665)	677	(86,808)	
	BEGINNING FUND BALANCE	284	284	(12,381)	(12,381)	(12,381)
	ENDING FUND BALANCE	284	(12,381)	(11,704)	(99,189)	(12,381)
Fund: 230 RECYCLING						
	TOTAL ESTIMATED REVENUES	352,444	397,008	359,772		359,772
	TOTAL APPROPRIATIONS	357,285	284,325	75,782	239,861	340,375
	NET OF REVENUES/APPROPRIATIONS - FUND 230	(4,841)	112,683	283,990	(239,861)	19,397
	BEGINNING FUND BALANCE	62,007	62,007	174,690	174,690	174,690
	ENDING FUND BALANCE	57,166	174,690	458,680	(65,171)	194,087
Fund: 232 MILLINGTON TWP POLICE CONTRACT						
	TOTAL ESTIMATED REVENUES	185,779	98,836	190,327		191,850
	TOTAL APPROPRIATIONS	185,779	145,173	186,288	181,095	191,850
	NET OF REVENUES/APPROPRIATIONS - FUND 232		(46,337)	4,039	(181,095)	
	BEGINNING FUND BALANCE	2,096	2,096	(44,241)	(44,241)	(44,241)
	ENDING FUND BALANCE	2,096	(44,241)	(40,202)	(225,336)	(44,241)
Fund: 233 MENTAL HEALTH COURT						
	TOTAL ESTIMATED REVENUES	56,180	16,396			56,180
	TOTAL APPROPRIATIONS	53,543	34,725		25,983	53,433
	NET OF REVENUES/APPROPRIATIONS - FUND 233	2,637	(18,329)		(25,983)	2,747
	BEGINNING FUND BALANCE	13	13	(18,316)	(18,316)	(18,316)
	ENDING FUND BALANCE	2,650	(18,316)	(18,316)	(44,299)	(15,569)
Fund: 236 VICTIM SERVICES						
	TOTAL ESTIMATED REVENUES	95,626	42,251	94,426		94,426
	TOTAL APPROPRIATIONS	95,626	73,284	94,426	80,783	93,266
	NET OF REVENUES/APPROPRIATIONS - FUND 236		(31,033)		(80,783)	1,160
	BEGINNING FUND BALANCE	214	214	(30,819)	(30,819)	(30,819)
	ENDING FUND BALANCE	214	(30,819)	(30,819)	(111,602)	(29,659)
Fund: 239 ANIMAL SHELTER						
	TOTAL ESTIMATED REVENUES	342,650	269,074	321,850		321,850
	TOTAL APPROPRIATIONS	342,595	256,196	318,536	278,574	321,716
	NET OF REVENUES/APPROPRIATIONS - FUND 239	55	12,878	3,314	(278,574)	134
	BEGINNING FUND BALANCE	56	56	12,934	12,934	12,934
	ENDING FUND BALANCE	111	12,934	16,248	(265,640)	13,068
Fund: 240 VOTED MOSQUITO FUND						
	TOTAL ESTIMATED REVENUES	1,258,253	1,263,718	1,293,242		1,293,242
	TOTAL APPROPRIATIONS	1,275,559	927,624	343,071	610,864	1,038,935
	NET OF REVENUES/APPROPRIATIONS - FUND 240	(17,306)	336,094	950,171	(610,864)	254,307
	BEGINNING FUND BALANCE	564,262	564,262	900,356	900,356	900,356
	ENDING FUND BALANCE	546,956	900,356	1,850,527	289,492	1,154,663

Calculations as of 10/31/2021

GL NUMBER	DESCRIPTION	2021 AMENDED BUDGET	2021 ACTIVITY THRU 10/31/21	2022 DEPARTMENT REQUESTED BUDGET	2022 DRAFT BUDGET BJDGET	2022 COMMITTEE REVIEW BUDGET
Fund: 244 EQUIPMENT/TECHNOLOGY FUN						
	TOTAL ESTIMATED REVENUES	352,310	344,469			250,000
	TOTAL APPROPRIATIONS	341,710	153,371	724,759		537,412
	NET OF REVENUES/APPROPRIATIONS - FUND 244	10,600	191,098	(724,759)		(287,412)
	BEGINNING FUND BALANCE	325,428	325,428	516,526	516,526	516,526
	ENDING FUND BALANCE	336,028	516,526	(208,233)	516,526	229,114
Fund: 246 COUNTY VETERAN SERVICE GRANT						
	TOTAL ESTIMATED REVENUES	55,374		80,610		80,610
	TOTAL APPROPRIATIONS	55,374	11,739	80,610		80,610
	NET OF REVENUES/APPROPRIATIONS - FUND 246		(11,739)			
	BEGINNING FUND BALANCE	37,308	37,308	25,569	25,569	25,569
	ENDING FUND BALANCE	37,308	25,569	25,569	25,569	25,569
Fund: 249 BUILDING INSPECTION FUND						
	TOTAL ESTIMATED REVENUES	157,500	29,067			350,000
	TOTAL APPROPRIATIONS	150,000	26,701			350,000
	NET OF REVENUES/APPROPRIATIONS - FUND 249	7,500	2,366			
	BEGINNING FUND BALANCE			2,366	2,366	2,366
	ENDING FUND BALANCE	7,500	2,366	2,366	2,366	2,366
Fund: 250 CDBG HOUSING GRANT FUND						
	TOTAL ESTIMATED REVENUES	25,000		40,000		40,000
	TOTAL APPROPRIATIONS	50,000	22,863	60,000		60,000
	NET OF REVENUES/APPROPRIATIONS - FUND 250	(25,000)	(22,863)	(20,000)		(20,000)
	BEGINNING FUND BALANCE	146,912	146,912	124,049	124,049	124,049
	ENDING FUND BALANCE	121,912	124,049	104,049	124,049	104,049
Fund: 251 PRINCIPAL RESIDENCE EXEMPTION						
	TOTAL ESTIMATED REVENUES	133,500	28,911			83,500
	TOTAL APPROPRIATIONS	112,890	40,662			62,890
	NET OF REVENUES/APPROPRIATIONS - FUND 251	20,610	(11,751)			20,610
	BEGINNING FUND BALANCE	30,105	30,105	18,354	18,354	18,354
	ENDING FUND BALANCE	50,715	18,354	18,354	18,354	38,964
Fund: 252 STATE SURVEY GRANT FUND (REMON)						
	TOTAL ESTIMATED REVENUES	57,440	22,736			57,440
	TOTAL APPROPRIATIONS	57,440	2,218			57,440
	NET OF REVENUES/APPROPRIATIONS - FUND 252		20,518			
	BEGINNING FUND BALANCE			20,518	20,518	20,518
	ENDING FUND BALANCE		20,518	20,518	20,518	20,518
Fund: 255 VICTIM OF CRIME ACT GRANT						
	TOTAL ESTIMATED REVENUES	91,870	53,276			91,870
	TOTAL APPROPRIATIONS	91,870	64,514		81,066	91,870
	NET OF REVENUES/APPROPRIATIONS - FUND 255		(11,238)		(81,066)	
	BEGINNING FUND BALANCE	2,287	2,287	(8,951)	(8,951)	(8,951)
	ENDING FUND BALANCE	2,287	(8,951)	(8,951)	(90,017)	(8,951)
Fund: 256 REG.OF DEEDS AUTOMATION FND						
	TOTAL ESTIMATED REVENUES	52,450	51,780			52,450
	TOTAL APPROPRIATIONS	51,350	16,391			51,350
	NET OF REVENUES/APPROPRIATIONS - FUND 256	1,100	35,389			1,100
	BEGINNING FUND BALANCE	61,860	61,860	97,249	97,249	97,249
	ENDING FUND BALANCE	62,960	97,249	97,249	97,249	98,349

Calculations as of 10/31/2021

GL NUMBER	DESCRIPTION	2021 AMENDED BUDGET	2021 ACTIVITY DEPARTMENT THRU 10/31/21	2022 REQUESTED BUDGET	2022 DRAFT BUDGET BUDGET	2022 COMMITTEE REVIEW BUDGET
Fund: 258 GIS						
	TOTAL ESTIMATED REVENUES	107,250	98,243	107,100		107,100
	TOTAL APPROPRIATIONS	91,863	76,423	14,750	79,395	94,145
	NET OF REVENUES/APPROPRIATIONS - FUND 258	15,387	21,820	92,350	(79,395)	12,955
	BEGINNING FUND BALANCE	171,810	171,810	193,630	193,630	193,630
	ENDING FUND BALANCE	187,197	193,630	285,980	114,235	206,585
Fund: 260 INDIGENT DEFENSE FUND						
	TOTAL ESTIMATED REVENUES	1,138,982	673,935	1,501,036		1,501,036
	TOTAL APPROPRIATIONS	1,138,982	1,031,517	1,501,037	133,450	1,501,036
	NET OF REVENUES/APPROPRIATIONS - FUND 260		(357,582)	(1)	(133,450)	
	BEGINNING FUND BALANCE	51,297	51,297	(306,285)	(306,285)	(306,285)
	ENDING FUND BALANCE	51,297	(306,285)	(306,286)	(439,735)	(306,285)
Fund: 261 HOMELAND SECURITY						
	TOTAL ESTIMATED REVENUES	60,000	956			60,000
	TOTAL APPROPRIATIONS	60,000	34,406			60,000
	NET OF REVENUES/APPROPRIATIONS - FUND 261		(33,450)			
	BEGINNING FUND BALANCE			(33,450)	(33,450)	(33,450)
	ENDING FUND BALANCE		(33,450)	(33,450)	(33,450)	(33,450)
Fund: 263 CONCEALED PISTOL LICENSING						
	TOTAL ESTIMATED REVENUES	34,200	36,716	48,200		48,200
	TOTAL APPROPRIATIONS	50,460	11,514	24,160		24,160
	NET OF REVENUES/APPROPRIATIONS - FUND 263	(16,260)	25,202	24,040		24,040
	BEGINNING FUND BALANCE	134,910	134,910	160,112	160,112	160,112
	ENDING FUND BALANCE	118,650	160,112	184,152	160,112	184,152
Fund: 265 LOCAL CORR OFF'S TRAINING						
	TOTAL ESTIMATED REVENUES	11,000	5,822			11,200
	TOTAL APPROPRIATIONS	13,700	6,500			13,700
	NET OF REVENUES/APPROPRIATIONS - FUND 265	(2,700)	(678)			(2,500)
	BEGINNING FUND BALANCE	14,586	14,586	13,908	13,908	13,908
	ENDING FUND BALANCE	11,886	13,908	13,908	13,908	11,408
Fund: 266 DRUG FORFEITURE FUND						
	TOTAL ESTIMATED REVENUES	1,000	18,400			1,000
	TOTAL APPROPRIATIONS	50,000	15,460			5,000
	NET OF REVENUES/APPROPRIATIONS - FUND 266	(49,000)	2,940			(4,000)
	BEGINNING FUND BALANCE	78,504	78,504	81,444	81,444	81,444
	ENDING FUND BALANCE	29,504	81,444	81,444	81,444	77,444
Fund: 269 LAW LIBRARY						
	TOTAL ESTIMATED REVENUES	6,500	6,500			6,500
	TOTAL APPROPRIATIONS	6,500	114			6,500
	NET OF REVENUES/APPROPRIATIONS - FUND 269		6,386			
	BEGINNING FUND BALANCE	30,212	30,212	36,598	36,598	36,598
	ENDING FUND BALANCE	30,212	36,598	36,598	36,598	36,598
Fund: 270 AMERICAN RESCUE PLAN ACT (ARPA)						
	TOTAL ESTIMATED REVENUES		5,079,882			5,005,000
	TOTAL APPROPRIATIONS		3,000			
	NET OF REVENUES/APPROPRIATIONS - FUND 270		5,076,882			5,005,000
	BEGINNING FUND BALANCE			5,076,882	5,076,882	5,076,882
	ENDING FUND BALANCE		5,076,882	5,076,882	5,076,882	10,081,882



Calculations as of 10/31/2021

GL NUMBER	DESCRIPTION	2021 AMENDED BUDGET	2021 ACTIVITY THRU 10/31/21	DEPARTMENT	2022 REQUESTED BUDGET	2022 DRAFT BUDGET	2022 COMMITTEE REVIEW BUDGET
Fund: 273 CORONAVIRUS EMERGENCY SUPP FUNDING							
	TOTAL ESTIMATED REVENUES	105,572	16,566				
	TOTAL APPROPRIATIONS	105,572	42,847				
NET OF REVENUES/APPROPRIATIONS - FUND 273			(26,281)				
	BEGINNING FUND BALANCE				(26,281)	(26,281)	(26,281)
	ENDING FUND BALANCE		(26,281)		(26,281)	(26,281)	(26,281)
Fund: 279 VOTED MSU							
	TOTAL ESTIMATED REVENUES	198,689	198,800		204,435		204,435
	TOTAL APPROPRIATIONS	180,032	155,248		182,217		182,317
NET OF REVENUES/APPROPRIATIONS - FUND 279		18,657	43,552		22,218		22,118
	BEGINNING FUND BALANCE	17	17		43,569	43,569	43,569
	ENDING FUND BALANCE	18,674	43,569		65,787	43,569	65,687
Fund: 282 CARES ACT							
	TOTAL ESTIMATED REVENUES		23				
NET OF REVENUES/APPROPRIATIONS - FUND 282			23				
	BEGINNING FUND BALANCE	88	88		111	111	111
	ENDING FUND BALANCE	88	111		111	111	111
Fund: 285 MICHIGAN JUSTICE TRAINING							
	TOTAL ESTIMATED REVENUES	4,000	3,249				4,000
	TOTAL APPROPRIATIONS	4,000	3,675				4,000
NET OF REVENUES/APPROPRIATIONS - FUND 285			(426)				
	BEGINNING FUND BALANCE	7,168	7,168		6,742	6,742	6,742
	ENDING FUND BALANCE	7,168	6,742		6,742	6,742	6,742
Fund: 288 CHILD CARE - DHHS							
	TOTAL ESTIMATED REVENUES	368,980	152,577		188,950		188,950
	TOTAL APPROPRIATIONS	397,900	13,856		332,900		332,900
NET OF REVENUES/APPROPRIATIONS - FUND 288		(28,920)	138,721		(143,950)		(143,950)
	BEGINNING FUND BALANCE	418,391	418,391		557,112	557,112	557,112
	ENDING FUND BALANCE	389,471	557,112		413,162	557,112	413,162
Fund: 291 MEDICAL CARE FACILITY							
	TOTAL ESTIMATED REVENUES	23,479,565	18,636,706				23,444,565
	TOTAL APPROPRIATIONS	23,352,224	17,322,382				23,352,224
NET OF REVENUES/APPROPRIATIONS - FUND 291		127,341	1,314,324				92,341
	BEGINNING FUND BALANCE	4,669,516	4,669,516		5,983,840	5,983,840	5,983,840
	ENDING FUND BALANCE	4,796,857	5,983,840		5,983,840	5,983,840	6,076,181
Fund: 292 CHILD CARE							
	TOTAL ESTIMATED REVENUES	798,900	331,641				798,950
	TOTAL APPROPRIATIONS	750,166	357,845		443,740	320,062	763,802
NET OF REVENUES/APPROPRIATIONS - FUND 292		48,734	(26,204)		(443,740)	(320,062)	35,148
	BEGINNING FUND BALANCE	108,709	108,709		82,505	82,505	82,505
	ENDING FUND BALANCE	157,443	82,505		(361,235)	(237,557)	117,653
Fund: 293 SOLDIERS RELIEF							
	TOTAL ESTIMATED REVENUES	5,000			5,000		5,000
	TOTAL APPROPRIATIONS	25,000	32,264		25,000		25,000
NET OF REVENUES/APPROPRIATIONS - FUND 293		(20,000)	(32,264)		(20,000)		(20,000)
	BEGINNING FUND BALANCE	92,176	92,176		59,912	59,912	59,912
	ENDING FUND BALANCE	72,176	59,912		39,912	59,912	39,912
Fund: 295 VOTED VETERANS							

Calculations as of 10/31/2021

GL NUMBER	DESCRIPTION	2021 AMENDED BUDGET	2021 ACTIVITY DEPARTMENT THRU 10/31/21	2022 REQUESTED BUDGET	2022 DRAFT BUDGET BUDGET	2022 COMMITTEE REVIEW BUDGET
Fund: 295 VOTED VETERANS						
	TOTAL ESTIMATED REVENUES	339,773	338,412	348,098		348,098
	TOTAL APPROPRIATIONS	376,498	157,550	332,358		345,858
	NET OF REVENUES/APPROPRIATIONS - FUND 295	(36,725)	180,862	15,740		2,240
	BEGINNING FUND BALANCE	66,991	66,991	247,853	247,853	247,853
	ENDING FUND BALANCE	30,266	247,853	263,593	247,853	250,093
Fund: 296 VOTED BRIDGE						
	TOTAL ESTIMATED REVENUES	963,100	958,727	981,753		985,753
	TOTAL APPROPRIATIONS	868,069	139,647	32,028		872,528
	NET OF REVENUES/APPROPRIATIONS - FUND 296	95,031	819,080	949,725		113,225
	BEGINNING FUND BALANCE	1,541,197	1,541,197	2,360,277	2,360,277	2,360,277
	ENDING FUND BALANCE	1,636,228	2,360,277	3,310,002	2,360,277	2,473,502
Fund: 297 VOTED SENIOR CITIZENS						
	TOTAL ESTIMATED REVENUES	636,807	636,614	653,548		654,548
	TOTAL APPROPRIATIONS	674,366	623,927	650,731		669,853
	NET OF REVENUES/APPROPRIATIONS - FUND 297	(37,559)	12,687	2,817		(15,305)
	BEGINNING FUND BALANCE	152,638	152,638	165,325	165,325	165,325
	ENDING FUND BALANCE	115,079	165,325	168,142	165,325	150,020
Fund: 298 VOTED MEDICAL CARE FACILITY						
	TOTAL ESTIMATED REVENUES	502,124	501,092	510,585		518,585
	TOTAL APPROPRIATIONS	251,483	157,738	16,657		218,079
	NET OF REVENUES/APPROPRIATIONS - FUND 298	250,641	343,354	493,928		300,506
	BEGINNING FUND BALANCE	989,529	989,529	1,332,883	1,332,883	1,332,883
	ENDING FUND BALANCE	1,240,170	1,332,883	1,826,811	1,332,883	1,633,389
Fund: 352 PENSION OBLIGATION BOND DEBT						
	TOTAL ESTIMATED REVENUES	505,700	425,921	469,387		469,587
	TOTAL APPROPRIATIONS	505,700	505,700	469,387		469,387
	NET OF REVENUES/APPROPRIATIONS - FUND 352		(79,779)			200
	BEGINNING FUND BALANCE	236	236	(79,543)	(79,543)	(79,543)
	ENDING FUND BALANCE	236	(79,543)	(79,543)	(79,543)	(79,343)
Fund: 353 HD PENSION OB BOND DEBT						
	TOTAL ESTIMATED REVENUES	186,925	156,041	188,726		188,726
	TOTAL APPROPRIATIONS	186,925	36,213	188,475		188,475
	NET OF REVENUES/APPROPRIATIONS - FUND 353		119,828	251		251
	BEGINNING FUND BALANCE	21	21	119,849	119,849	119,849
	ENDING FUND BALANCE	21	119,849	120,100	119,849	120,100
Fund: 374 PURDY BLDG DEBT						
	TOTAL ESTIMATED REVENUES	74,103	74,111	76,593		76,593
	TOTAL APPROPRIATIONS	74,103	73,353	76,593		76,593
	NET OF REVENUES/APPROPRIATIONS - FUND 374		758			
	BEGINNING FUND BALANCE	1	1	759	759	759
	ENDING FUND BALANCE	1	759	759	759	759
Fund: 375 CARO SEWER SERIES 2007						
	TOTAL ESTIMATED REVENUES	423,988	423,987	422,853		422,853
	TOTAL APPROPRIATIONS	423,988	423,987	422,853		422,853
	NET OF REVENUES/APPROPRIATIONS - FUND 375					
	BEGINNING FUND BALANCE					
	ENDING FUND BALANCE					

Calculations as of 10/31/2021

GL NUMBER	DESCRIPTION	2021 AMENDED BUDGET	2021 ACTIVITY THRU 10/31/21	2022 DEPARTMENT REQUESTED BUDGET	2022 DRAFT BUDGET BUDGET	2022 COMMITTEE REVIEW BUDGET
Fund: 379 MAYVILLE STORM SEWER DEBT						
	TOTAL ESTIMATED REVENUES	78,650	78,650	78,850		78,850
	TOTAL APPROPRIATIONS	78,650	78,650	78,850		78,850
NET OF REVENUES/APPROPRIATIONS - FUND 379						
	BEGINNING FUND BALANCE					
	ENDING FUND BALANCE					
Fund: 385 DENMARK TWP SEWER DEBT						
	TOTAL ESTIMATED REVENUES	102,781	102,781	103,172		103,172
	TOTAL APPROPRIATIONS	102,781	102,781	103,172		103,172
NET OF REVENUES/APPROPRIATIONS - FUND 385						
	BEGINNING FUND BALANCE					
	ENDING FUND BALANCE					
Fund: 387 WISNER TWP WATER DIST SYS DEBT						
	TOTAL ESTIMATED REVENUES	156,981	157,153	155,813		155,813
	TOTAL APPROPRIATIONS	156,981	156,981	155,813		155,813
NET OF REVENUES/APPROPRIATIONS - FUND 387						
	BEGINNING FUND BALANCE		172			
	ENDING FUND BALANCE	102	102	274	274	274
		102	274	274	274	274
Fund: 470 STATE POLICE BUILDING						
	TOTAL ESTIMATED REVENUES	10,500	35,254			40,500
	TOTAL APPROPRIATIONS	24,500	20,925	10,500		10,500
NET OF REVENUES/APPROPRIATIONS - FUND 470						
	BEGINNING FUND BALANCE	141,156	141,156	155,485	155,485	155,485
	ENDING FUND BALANCE	127,156	155,485	144,985	155,485	185,485
Fund: 483 CAPITAL IMPROVEMENTS FUND						
	TOTAL ESTIMATED REVENUES	213,000	206,779			200,000
	TOTAL APPROPRIATIONS	443,487	281,237	390,500		298,500
NET OF REVENUES/APPROPRIATIONS - FUND 483						
	BEGINNING FUND BALANCE	2,069,370	2,069,370	1,994,912	1,994,912	1,994,912
	ENDING FUND BALANCE	1,838,883	1,994,912	1,604,412	1,994,912	1,896,412
Fund: 488 JAIL CAPITAL IMPROVEMENTS FUND						
	TOTAL ESTIMATED REVENUES	20,000	1,338			3,000
NET OF REVENUES/APPROPRIATIONS - FUND 488						
	BEGINNING FUND BALANCE	989,724	989,724	991,062	991,062	991,062
	ENDING FUND BALANCE	1,009,724	991,062	991,062	991,062	994,062
Fund: 532 TAX FORECLOSURE FUND						
	TOTAL ESTIMATED REVENUES	657,128	357,848	400,000		400,000
	TOTAL APPROPRIATIONS	624,067	248,398	385,000	240,206	625,206
NET OF REVENUES/APPROPRIATIONS - FUND 532						
	BEGINNING FUND BALANCE	1,847,242	1,847,242	1,956,692	1,956,692	1,956,692
	ENDING FUND BALANCE	1,880,303	1,956,692	1,971,692	1,716,486	1,731,486
Fund: 676 MOTOR POOL FUND						
	TOTAL ESTIMATED REVENUES	5,000	1,550			5,000
	TOTAL APPROPRIATIONS	5,000	930			25,000
NET OF REVENUES/APPROPRIATIONS - FUND 676						
	BEGINNING FUND BALANCE	20,809	20,809	21,429	21,429	21,429
	ENDING FUND BALANCE	20,809	21,429	21,429	21,429	1,429
Fund: 677 WORKERS' COMPENSATION						

Calculations as of 10/31/2021

GL NUMBER	DESCRIPTION	2021 AMENDED BUDGET	2021 ACTIVITY THRU 10/31/21	DEPARTMENT	2022 REQUESTED BUDGET	2022 DRAFT BUDGET	2022 COMMITTEE REVIEW BUDGET
Fund: 677 WORKERS' COMPENSATION							
	TOTAL ESTIMATED REVENUES		89,424				220,000
	TOTAL APPROPRIATIONS	200,000	97,954				200,000
NET OF REVENUES/APPROPRIATIONS - FUND 677			(8,530)				20,000
	BEGINNING FUND BALANCE	51,209	51,209		42,679	42,679	42,679
	ENDING FUND BALANCE	51,209	42,679		42,679	42,679	62,679
Fund: 678 HEALTH INSURANCE FUND							
	TOTAL ESTIMATED REVENUES		2,873,211				
	TOTAL APPROPRIATIONS		2,888,910				
NET OF REVENUES/APPROPRIATIONS - FUND 678			(15,699)				
	BEGINNING FUND BALANCE	581,384	581,384		565,685	565,685	565,685
	ENDING FUND BALANCE	581,384	565,685		565,685	565,685	565,685
ESTIMATED REVENUES - ALL FUNDS		45,732,789	45,854,746		20,757,115	2,716,310	51,849,905
APPROPRIATIONS - ALL FUNDS		44,995,068	34,774,377		15,667,334	6,265,697	45,215,379
NET OF REVENUES/APPROPRIATIONS - ALL FUNDS		737,721	11,080,369		5,089,781	(3,549,387)	6,634,526
BEGINNING FUND BALANCE - ALL FUNDS		19,947,075	19,947,075		31,027,444	31,027,444	31,027,444
ENDING FUND BALANCE - ALL FUNDS		20,684,796	31,027,444		36,117,225	27,478,057	37,661,970

K.

2022 All Funds Budget Presented by Fund					
Fund	Fund Name	2022 Estimated Beginning Available Fund Balance	2022 Estimated Revenue and Transfers In	2022 Estimated Expenditures and Transfers Out	2022 Estimated Ending Fund Balance
<b>General Fund</b>					
101	<b>Total General Fund</b>	<b>2,955,459</b>	<b>14,020,000</b>	<b>14,020,000</b>	<b>2,955,459</b>
<b>Special Revenue Funds</b>					
207	Road Patrol	1,335,890	2,827,997	2,774,298	1,389,589
208	County Parks & Recreation	7,577	27,600	26,100	9,077
213	Arbela Township Police Services	0	96,002	96,002	0
214	Voted Primary Road Improvement	804,256	1,978,287	1,619,945	1,162,598
215	Friend of the Court	110,017	1,006,907	1,063,665	53,259
216	Family Counseling	76,227	9,000	2,000	83,227
218	Dispatch/911	996,386	1,259,850	1,366,647	889,589
221	Health Department	1,634,570	4,716,818	4,715,818	1,635,570
224	Regional DWI Court Grant	88,597	251,700	260,369	79,928
225	Vassar Township Police Services	0	95,540	95,540	0
230	Recycling	57,166	359,772	340,375	76,563
232	Millington Township Police Services	0	191,850	191,850	0
233	Mental Health Grant for Courts	2,650	56,180	53,433	5,397
236	Victim Services	214	94,426	93,266	1,374
239	Animal Control	111	321,850	321,716	245
<b>240</b>	<b>Mosquito Abatement</b>	<b>546,957</b>	<b>1,293,242</b>	<b>1,038,935</b>	<b>801,264</b>
244	Equipment Fund	336,028	250,000	537,412	48,616
246	County Veteran Service Grant	37,308	80,610	80,610	37,308
249	Building Inspection Fund	0	350,000	350,000	0
250	CDBG Housing Program Income	121,912	40,000	60,000	101,912
251	Principal Residence Exemption	50,715	83,500	62,890	71,325
252	Re monumentation	0	57,440	57,440	0
255	Victim of Crime Act Grant	2,287	91,870	91,870	2,287
256	Register of Deeds Automation	62,960	52,450	51,350	64,060
258	Geographic Information Systems	187,197	107,100	94,145	200,152
260	Michigan Indigent Defense	51,297	1,501,036	1,501,036	51,297
261	Homeland Security	0	60,000	60,000	0
263	Concealed Pistol Licensing	118,650	48,200	24,040	142,810
265	Corrections Officer Training	11,886	11,200	13,700	9,386
266	Forfeiture Sheriff/Prosecutor/ Crime Victim	29,504	1,000	5,000	25,504
269	Law Library	30,212	6,500	6,500	30,212
270	ARPA Funds	0	5,005,000	0	5,005,000
273	Coronavirus Emgcy Supp Funding	0	0	0	0
<b>279</b>	<b>Voted MSU-Extension</b>	<b>18,674</b>	<b>204,435</b>	<b>182,317</b>	<b>40,792</b>
285	Michigan Justice Training	7,168	4,000	4,000	7,168
288	Human Services Child Care	389,471	188,950	332,900	245,521
292	Child Care Probate Juvenile	157,443	798,950	763,802	192,591

293	Soldiers Relief	72,176	5,000	25,000	52,176
295	<b>Voted Veterans</b>	<b>30,263</b>	<b>348,098</b>	<b>345,858</b>	<b>32,503</b>
296	<b>Voted Bridge</b>	<b>1,636,228</b>	<b>985,753</b>	<b>872,528</b>	<b>1,749,453</b>
297	<b>Voted Senior Citizens</b>	<b>115,075</b>	<b>654,548</b>	<b>669,853</b>	<b>99,770</b>
298	<b>Voted Medical Care Facility</b>	<b>1,240,167</b>	<b>518,585</b>	<b>300,506</b>	<b>1,458,246</b>
	<b>Special Revenue Funds Total</b>	<b>10,367,239</b>	<b>26,041,246</b>	<b>20,552,716</b>	<b>15,855,769</b>
	<b>Debt Service Funds</b>				
352	Pension Bonds	236	469,587	469,387	436
353	Pension Bond Health Department	21	188,726	188,475	272
374	Purdy Building Debt	0	76,593	76,593	0
375	Caro Sewer System	0	422,853	422,853	0
379	Mayville Storm Sewer	0	78,850	78,850	0
385	Denmark Sewer	0	103,172	103,172	0
387	Wisner Water	0	155,813	155,813	0
	<b>Debt Service Funds Total</b>	<b>257</b>	<b>1,653,744</b>	<b>1,653,293</b>	<b>708</b>
	<b>Capital Project Funds</b>				
470	State Police Capital Expenditures	0	40,500	10,500	30,000
483	Capital Improvements Fund	1,838,883	200,000	298,500	1,740,383
488	Jail Capital Improvement Fund	1,009,724	3,000	0	1,012,724
	<b>Capital Project Funds Total</b>	<b>2,848,607</b>	<b>243,500</b>	<b>309,000</b>	<b>2,783,107</b>
	<b>Internal Service Funds</b>				
676	Motor Pool (Child Care Vehicle)	21,986	5,000	25,000	1,986
677	Workers Compensation	51,209	200,000	200,000	51,209
678	Health Insurance Fund	581,384	3,300,000	3,400,000	481,384
	<b>Internal Service Funds</b>	<b>654,579</b>	<b>205,000</b>	<b>225,000</b>	<b>634,579</b>
	<b>Proprietary Funds</b>				
291	Medical Care Facility	4,796,605	23,444,565	23,352,224	4,888,946
532	Tax Foreclosure Fund	1,880,303	400,000	625,206	1,655,097
626	Combined Revolving Tax Fund	5,649,927	675,240	675,408	5,649,759
	<b>Proprietary Funds</b>	<b>12,326,835</b>	<b>24,519,805</b>	<b>24,652,838</b>	<b>12,193,802</b>

L.

2022 Capital Improvement Budget						
Capital Improvement Requests and Funding Recommendations						
Requests			Recommended for Funding			
Department Request		Capital Improvement Requests	Recommended for Funding from Capital Improvement Fund - 483	Recommended for Funding from Equipment/Technology Fund - 244	Recommended for Funding from Special Purpose Fund	Comments
<b>BUILDING AND GROUNDS</b>	Jail Range and Convection Oven	\$14,000		\$14,000		Replace jail range and convection oven
	Vacuum Cleaners	\$1,300		\$1,300		2 vacuum cleaners
	Truck	\$48,000		\$48,000		Need to replace a truck and plow
	Annex Building	\$6,500		\$6,500		Seal Annex parking lot
	Annex Building	\$20,000		\$20,000		Replace Annex Heating Unit, 3 units are 15 years old
	Annex Building	\$90,000	\$90,000			Roof replacement, carry over from 2021, material on back order
	Michigan State Police Building	\$7,500	\$7,500			MSP Parking lot sealcoating
	Michigan State Police Building	\$1,500	\$1,500			MSP Concrete Repairs
	New Park	\$6,000	\$6,000			Pump House Demo at New Park
	Courthouse	\$5,000	\$5,000			Stain Glass Window Repair
	Courthouse	\$1,000	\$1,000			Magistrate office painting
	Courthouse	\$8,000	\$0			Repair rear sidewalk (possible split with city)
	Jail	\$7,000	\$7,000			Parking lot sealing
	Jail	\$50,000	\$0			Sidewalk (Sherman St.) needs replacement (possible split with city)
	Health Dept/DHHS/Dispatch Buildings	\$100,000	\$100,000			Carpet replacement for DHHS, as required by the lease
	Health Dept/DHHS/Dispatch Buildings	\$7,500	\$7,500			Women's bathroom remodel

L.

**2022 Capital Improvement Budget**

**Capital Improvement Requests and Funding Recommendations**

Requests			Recommended for Funding			
Department Request		Capital Improvement Requests	Recommended for Funding from Capital Improvement Fund - 483	Recommended for Funding from Equipment/Technology Fund - 244	Recommended for Funding from Special Purpose Fund	Comments
	Health Dept/DHHS/Dispatch Buildings	\$15,000	\$15,000			Health Dept Lobby and Clinic Rooms flooring replacement
	Health Dept/DHHS/Dispatch Buildings	\$20,000	\$20,000			Health Dept painting of the main areas and hallways
	Animal Control	\$30,000	\$30,000			Animal Control Parking lot addition
<b>UNIFIED COURT</b>	Unified Court Fax Machines	\$1,800		\$1,800		Copier/Scanner/Fax Combo Civil Division
	Unified Court Chairs	\$1,350		\$1,350		Circuit Court (\$700) Probate Courtroom (\$200) Civil Clerk (\$450)
	Justice Audio/Video System	\$147,310		\$147,310		Remainder of payment as approved Motion 2021-M-179
<b>IT</b>	Jail Camera System	\$115,152		\$115,152		Replace 20 year old camera system in jail. Existing system frequently requires repair after hours and causes overtime.
	Onbase District Court	\$334,657		\$0		Adds paperless workflow to District Court. Leverages previous investment in same technology and benefits multiple departments.
	Printers	\$1,500		\$1,500		Continued replacement of end of life equipment.
	Replace Cable Infrastructure	\$5,000		\$5,000		Continued replacement of old wiring to current standards.
	Servers	\$27,000		\$27,000		Continued replacement of end of life equipment.
	Desktop Replacement	\$8,000		\$8,000		Continued replacement of end of life equipment.
	Network Switches	\$25,000		\$25,000		Continued replacement of end of life equipment.
	Court Security Cameras	\$17,000		\$17,000		Add additional coverage to existing system. Covers parking lots on all sides of building. Carry over
	Jail Mgmt Software	\$38,500		\$38,500		Jail management software to manage all facets of the day to day operations.



**2022 Capital Improvement Budget**

**Capital Improvement Requests and Funding Recommendations**

Requests			Recommended for Funding			
Department Request		Capital Improvement Requests	Recommended for Funding from Capital Improvement Fund - 483	Recommended for Funding from Equipment/Technology Fund - 244	Recommended for Funding from Special Purpose Fund	Comments
	Jail Video Booths	\$50,000		\$50,000		Video booths to provide isolated video hearings, attorney meetings and medical consultations. Current solutions are too loud and not private.
	Probate Scanner	\$10,000		\$10,000		Repace old scanner in probate for OnBase.
<b>Voted Mosquito</b>	Truck	\$28,000			\$28,000	Replace old truck
	ULV unit	\$20,000			\$20,000	Replace old ULV Unit (no longer working)
<b>Total</b>		<b>\$1,268,569</b>	<b>\$290,500</b>	<b>\$537,412</b>	<b>\$48,000</b>	
<b>Total Funded</b>		<b>\$875,912</b>				
<b>Total Not Funded</b>		<b>\$392,657</b>				