DRAFT - Agenda
Tuscola County Board of Commissioners
Committee of the Whole
Thursday, April 15, 2010 – 8:00 A.M.
Annex Board Room (207 E. Grant Caro, Mi.)

Finance
Committee Leaders-Commissioner Peterson and Bardwell

Primary Finance Items

1. **Potential 2010 YTD Financial Reports (See A) – Controller/Administrator**
2. **2011 Budget Development Calendar (See B) – Controller/Administrator**
3. **RBOG Grant Application – (See C)**
4. **Building Codes Update – Curtis Stowe**
5. **Recycling Annual Report – (See D)**
6. **Recycling Financial Analysis – Director Kate Neese**
7. **Potential Buyout of Employee to Retire from Circuit/Family Court (See E)**
8. **Dispatch Out-Of-StateTravel Request (See F)**
9. **Potential Communication to Explain Change from Appointed to Elected Road Commissioners (See G)**
10. **Road Commissioner Request for Resolution of Support Funding for Bridge Improvements (See H)**
11. **Municipal Employees Retirement System – 9:00 A.M.**
12. **Health Insurance Proposal – Valley United Insurance – 10:00 A.M.**

Secondary/On-Going Finance Items

1. Treasurer Bank Statement Reconciliation
2. Jail Diversion Agreement
3. MSUe and District Court Budget Amendments
4. Development of Financial Guidelines for Labor Negotiations
5. Discussion of Tether Program Potentials – Potential Use of Grant Funds
6. ATM, PayPal, Touch Pay Options for Courthouse – Need to Schedule Meeting Date with Banks 4-29-10
7. Emergency Services Update
8. MGT and Maximus County-Wide Cost Allocation Plan RFP
9. Need to Schedule Behavioral Health Audit Presentation
10. Animal Control Agreement – Mileage Change Request
11. Potential 2010 Budget Amendments
    - Probation Officer Position
    - Clerk's Office – Increase in Part-Time General Office Clerk's Hours

Personnel
Committee Leader-Commissioners Peterson and Roggenbuck

Primary Personnel Items

Secondary/On-Going Personnel Items

1. Open Meetings Act Discussion for Boards and Commissions – Corporate Council and County Prosecutor
2. Incorporate County Personnel Policies and Other key Personnel Information on the County Web Site
3. Circuit/Family Court Personnel Policies

Building and Grounds

Committee Leader-Commissioners Petzold and Kern

1. **Niland Building – Possible Lease Buy-Out**
2. **Adult Probation Building Update**

Primary Building and Grounds Items

Secondary/On-Going Building and Grounds Items

1. Airport Zoning Ordinance – Next Steps

Correspondence/Other Business as Necessary

1. Great Lakes Restoration Initiative Grant Submittal
2. Other County Resolutions

Public Comment Period

Closed Session – If Necessary

Other Business as Necessary

Notes:
Except for the Statutory Finance Committee, committee meetings of the whole are advisory only. Any decision made at an advisory committee is only a recommendation and must be approved by a formal meeting of the Board of Commissioners.

If you need accommodations to attend this meeting please notify the Tuscola County Controller/Administrator's Office (989-672-3700) two days in advance of the meeting.

This is a draft agenda and subject to change. Items may be added the day of the meeting or covered under other business at the meeting.

Statutory Finance Committee

1. Claims Review and Approval (Outstanding Invoice from Last Meeting)

A

TABLE 1				
2010 BUDGET/ACTUAL REVENUE COMPARISON - MAJOR CATEGORIES				
Source	2010 Amended Budget	2010 YTD Actual (3-31-09)	Balance	% Received
Property Taxes	$ 5,525,847	$ 93,876	$ 5,431,971	1.70%
All Other Sources	$ 2,622,859	$ 469,367	$ 2,153,492	17.90%
State Revenue Sharing	$ 985,000	$ 147,833	$ 837,167	15.01%
District Court	$ 758,671	$ 198,223	$ 560,448	26.13%
Delinquent Taxes	$ 730,000	$ -	$ 730,000	0.00%
Fund Balance and Retirement Reserves	$ 444,069	$ -	$ 444,069	0.00%
Register of Deeds	$ 238,100	$ 61,972	$ 176,128	26.03%
Court Equity Fund	$ 273,600	$ -	$ 273,600	0.00%
Human Services Lease Payment	$ 267,506	$ 66,876	$ 200,630	25.00%
Prisoner Revenue	$ 118,000	$ 39,783	$ 78,217	33.71%
Interest	$ 180,000	$ 10,859	$ 169,141	6.03%
TOTAL	**$ 12,143,652**	**$ 1,088,789**	**$ 11,054,863**	**8.97%**

TABLE 2			
2009/2010 ACTUAL REVENUE COMPARISON - MAJOR CATEGORIES			
Source	2009 YTD Actual (3-31-09)	2010 YTD Actual (3-31-09)	Difference
Property Taxes	$ 366	$ 93,876	$93,510
All Other Sources	$ 417,125	$ 469,367	$52,242
State Revenue Sharing	$ 122,280	$ 147,833	$25,553
District Court	$ 170,044	$ 198,223	$28,179
Delinquent Taxes	$ -	$ -	$0
Fund Balance and Retirement Reserves	$ -	$ -	$0
Register of Deeds	$ 62,273	$ 61,972	($301)
Court Equity Fund	$ -	$ -	$0
Human Services Lease Payment	$ 66,876	$ 66,876	$0
Prisoner Revenue	$ 43,752	$ 39,783	($3,969)
Interest	$ 28,349	$ 10,859	($17,490)
TOTAL	**$ 911,065**	**$ 1,088,789**	$177,724

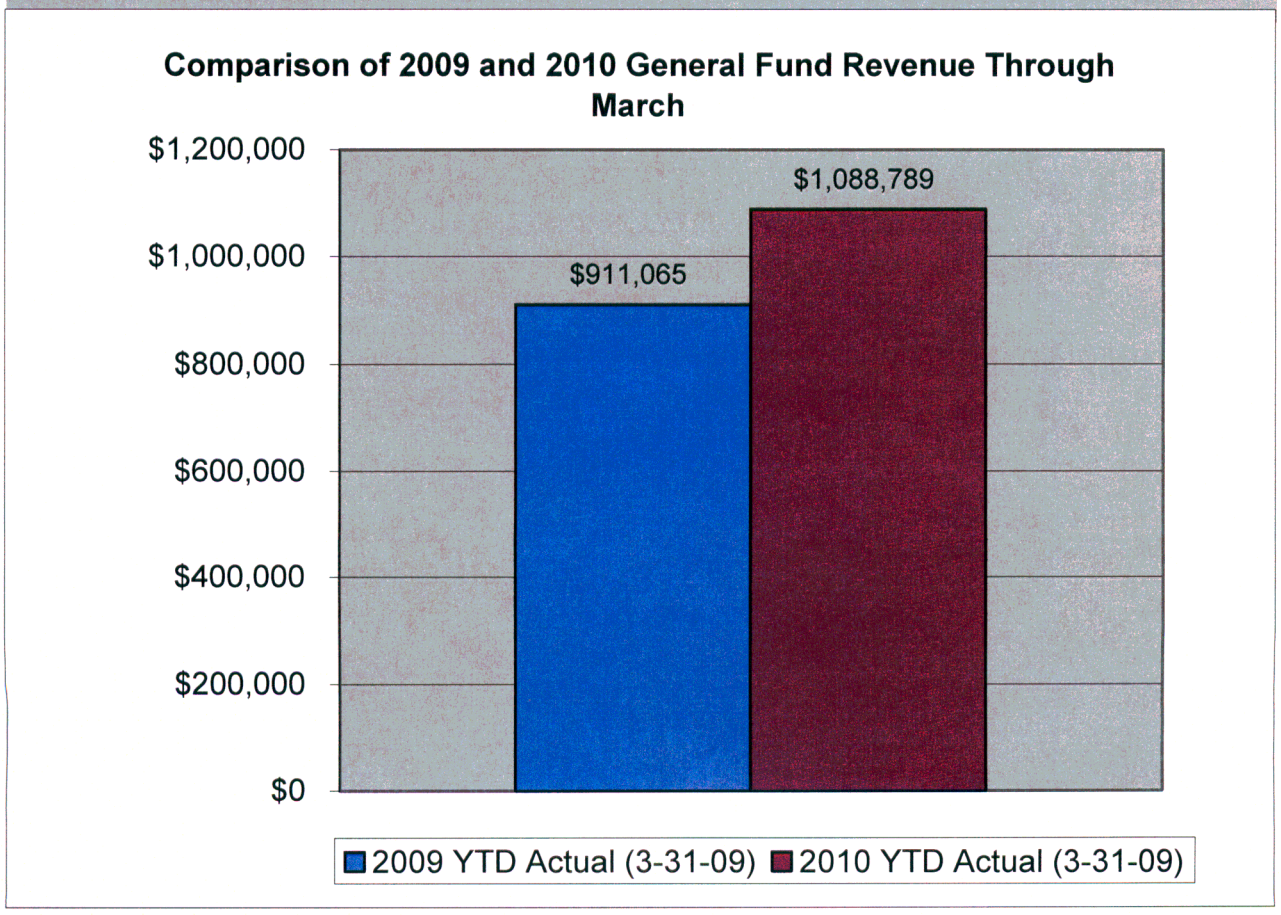

	TABLE 3				
	2009/2010 CUMULATIVE REVENUE				
					Cumulative
	2009 by	2009	2010 by	2010	Difference by
Month	Month	Cumulative	Month	Cumulative	Month
January	$244,671	$244,671	$278,210	$278,210	$33,539
February	$206,152	$450,823	$241,915	$520,125	$69,302
March	$460,245	$911,068	$568,664	$1,088,789	$177,721
April	$750,791	$1,661,859			#VALUE!
May	$551,875	$2,213,734			#VALUE!
June	$260,315	$2,474,049			#VALUE!
July	$1,387,260	$3,861,309			#VALUE!
August	$1,115,535	$4,976,844			#VALUE!
September	$3,007,752	$7,984,596			#VALUE!
October	$1,168,244	$9,152,840			#VALUE!
November	$627,161	$9,780,001			#VALUE!
December	$2,145,013	$11,925,014			

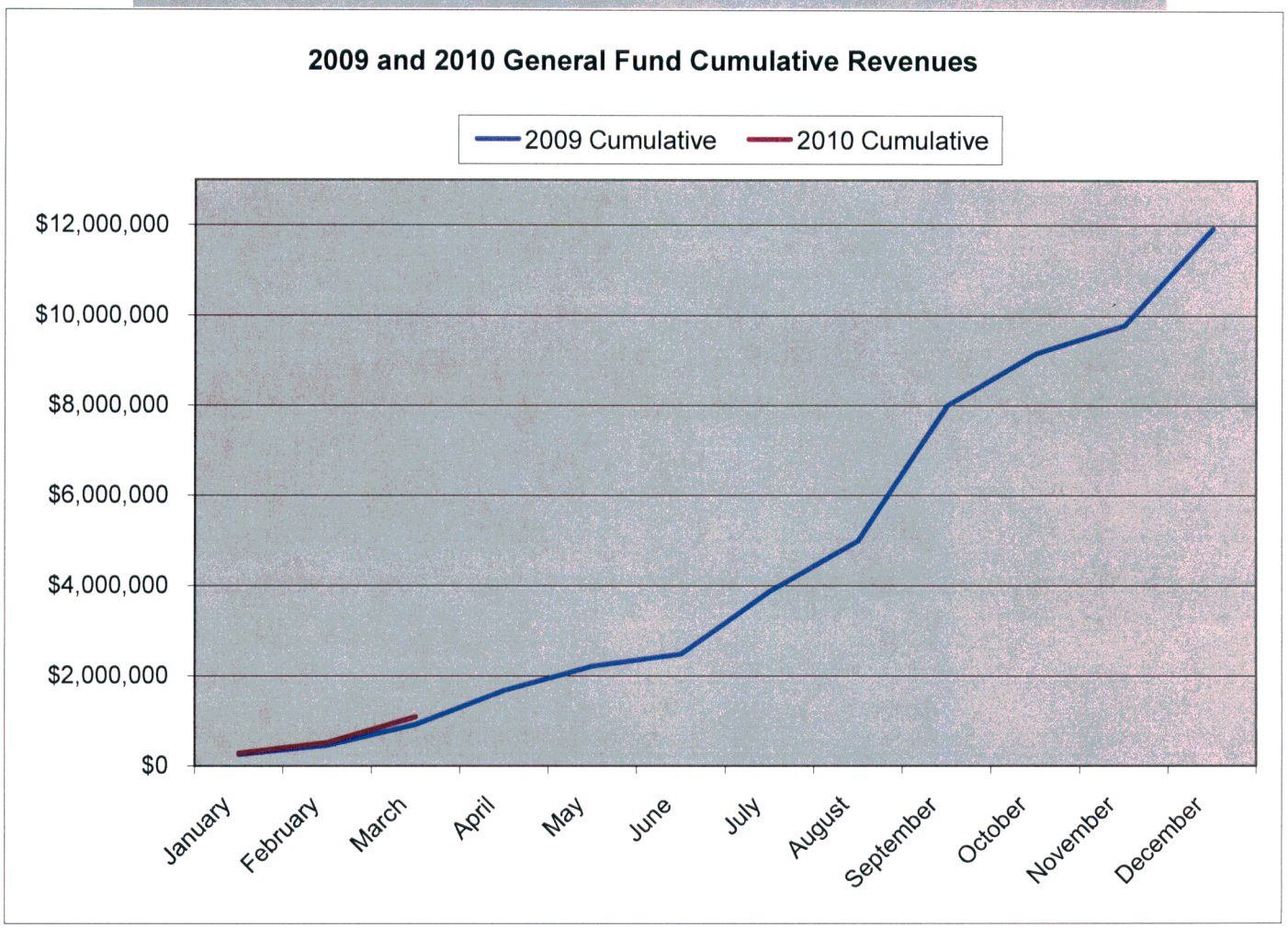

		TABLE 4			
BUDGET/ACTUAL EXPENDITURE COMPARISON - MAJOR CATEGORIES					
			2010		
		2010	YTD Actual		
		Amended Budget	(3/31/2010)	Balance	% Spent
Jail		$ 2,189,139	$ 464,284	$ 1,724,855	21.21%
Circuit/Family Court		$ 1,176,157	$ 265,718	$ 910,439	22.59%
District Court		$ 1,094,574	$ 239,413	$ 855,161	21.87%
Building & Grounds		$ 750,225	$ 171,909	$ 578,316	22.91%
Child Care Probate DHS Approp		$ 137,500	$ 116,250	$ 21,250	84.55%
Drain-at-Large		$ 491,244	$ 491,244	$ -	100.00%
Prosecutor		$ 475,519	$ 105,558	$ 369,961	22.20%
County Clerk		$ 410,230	$ 88,147	$ 322,083	21.49%
Computer Operations		$ 354,416	$ 136,409	$ 218,007	38.49%
County Treasurer		$ 338,335	$ 73,052	$ 265,283	21.59%
48 Other Cost Centers		$ 4,726,313	$ 1,041,738	$ 3,684,575	22.04%
TOTAL		**$ 12,143,652**	**$ 3,193,722**	**$ 8,949,930**	**26.30%**

	TABLE 5		
2009/2010 ACTUAL EXPENDITURE COMPARISON			
	2009	2010	
	YTD Actual	YTD Actual	
Source	(3/31/2009)	(3/31/2010)	Difference
Jail	433,500	$ 464,284	30,784
Circuit/Family Court	279,989	$ 265,718	(14,271)
District Court	256,487	$ 239,413	(17,074)
Building & Grounds	177,984	$ 171,909	(6,075)
Child Care Probate DHS	116,250	$ 116,250	0
Drain-at-Large	562,749	$ 491,244	(71,505)
Prosecutor	114,218	$ 105,558	(8,660)
County Clerk	94,541	$ 88,147	(6,394)
Computer Operations	132,733	$ 136,409	3,676
County Treasurer	85,309	$ 73,052	(12,257)
48 Other Cost Centers	1,143,650	$ 1,041,738	(101,912)
TOTAL	**3,397,410**	**3,193,722**	**(203,688)**

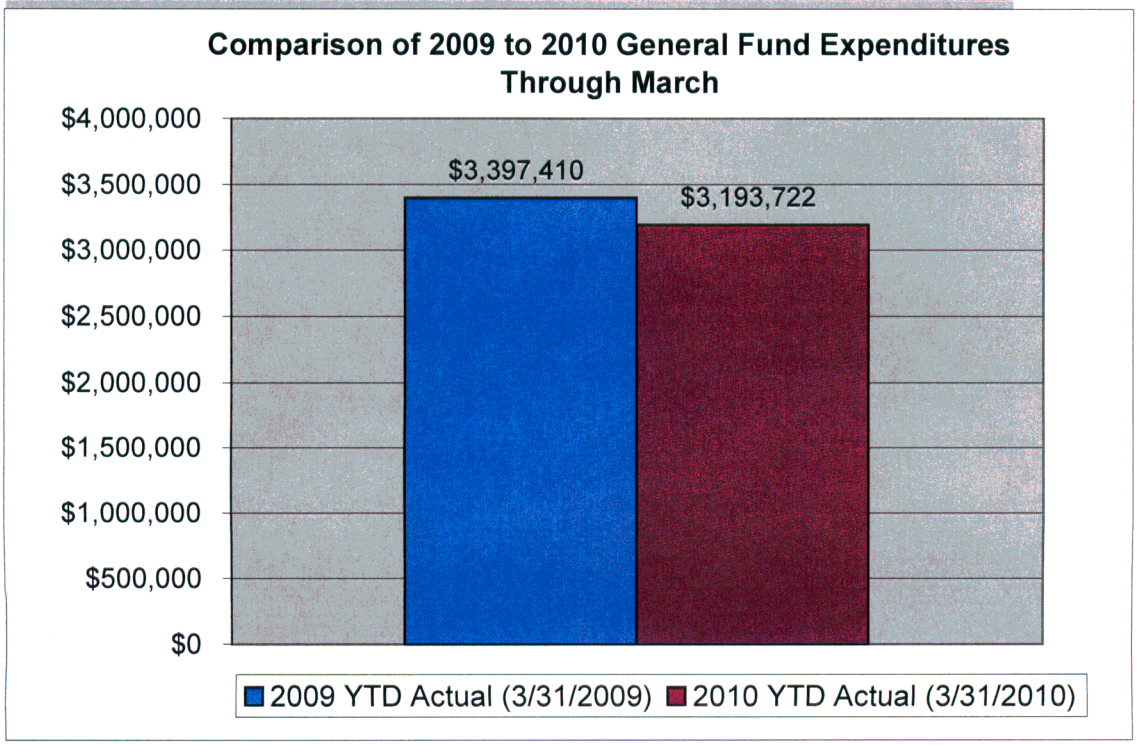

TABLE 6					
2009/2010 CUMULATIVE EXPENDITURES BY MONTH					
					2008/2009
					Cumulative
	2009 by	2009	2010 by	2010	Difference by
Month	Month	Cumulative	Month	Cumulative	Month
January	$1,156,506	$1,156,506	$1,584,679	$1,584,679	$428,173
February	$1,319,484	$2,475,990	$719,620	$2,304,299	($171,691)
March	$921,421	$3,397,411	$889,424	$3,193,723	($203,688)
April	$1,248,707	$4,646,118			#VALUE!
May	$825,936	$5,472,054			#VALUE!
June	$747,541	$6,219,595			#VALUE!
July	$1,554,914	$7,774,509			#VALUE!
August	$730,124	$8,504,633			#VALUE!
September	$753,234	$9,257,867			#VALUE!
October	$1,264,211	$10,522,078			#VALUE!
November	$807,822	$11,329,900			#VALUE!
December	$1,239,182	$12,569,082			#VALUE!

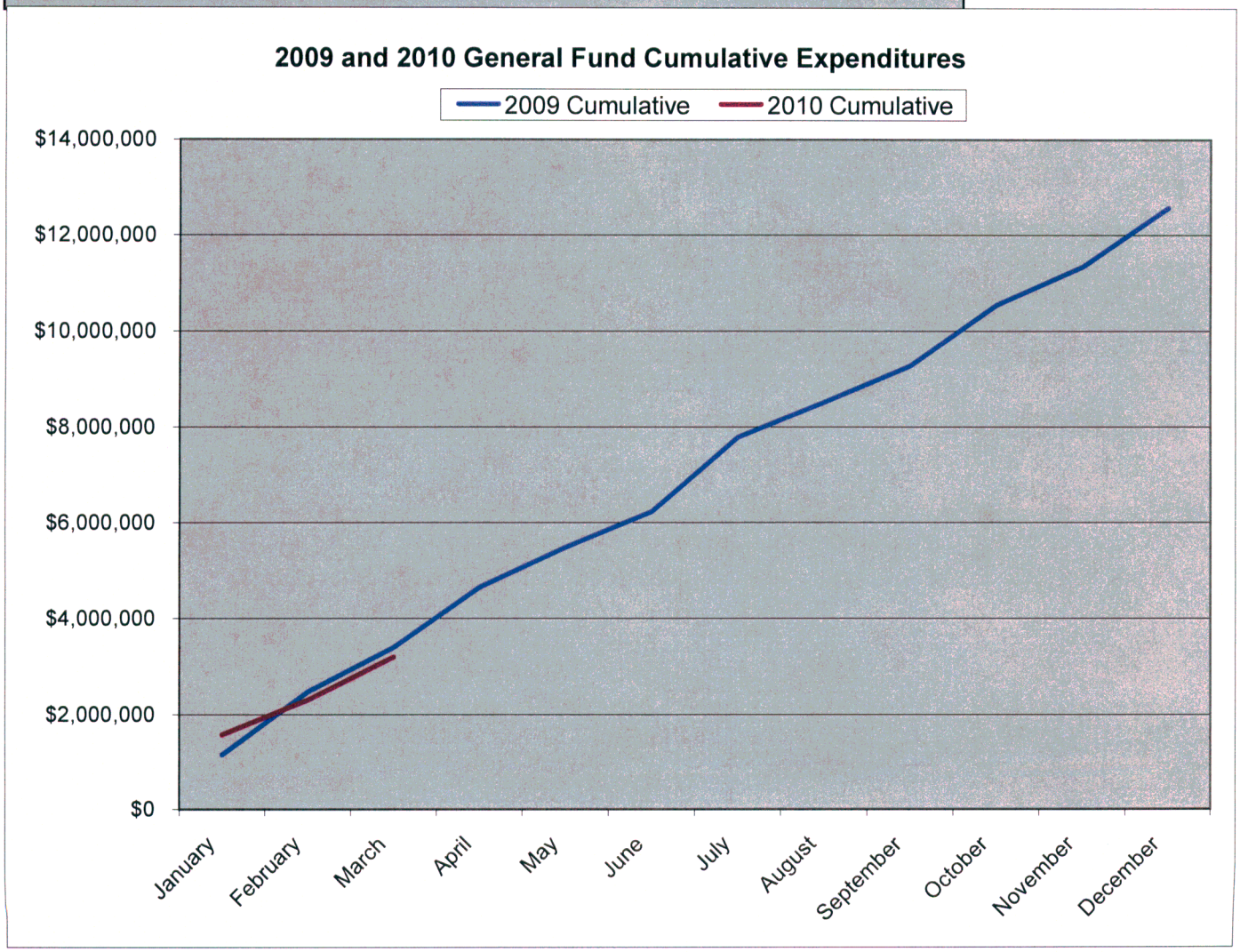

TABLE 7	
2009 TO 2010 WAGE /FINGE BENEFIT COST COMPARISON	
	Wage and Fringes
2009 Amended Budget	$ 6,782,541
2009 Year-To-Date Actual (3-31-09)	$ 1,571,406
2009 Percentage Spent	23.3%
Percentage Spent Should Be	25.9%
2010 Amended Budget	$ 6,424,701
2010 Year-To-Date Actual (3-31-10)	$ 1,459,701
2010 Percentage Spent	22.7%
Percentage Spent Should Be	23.1%

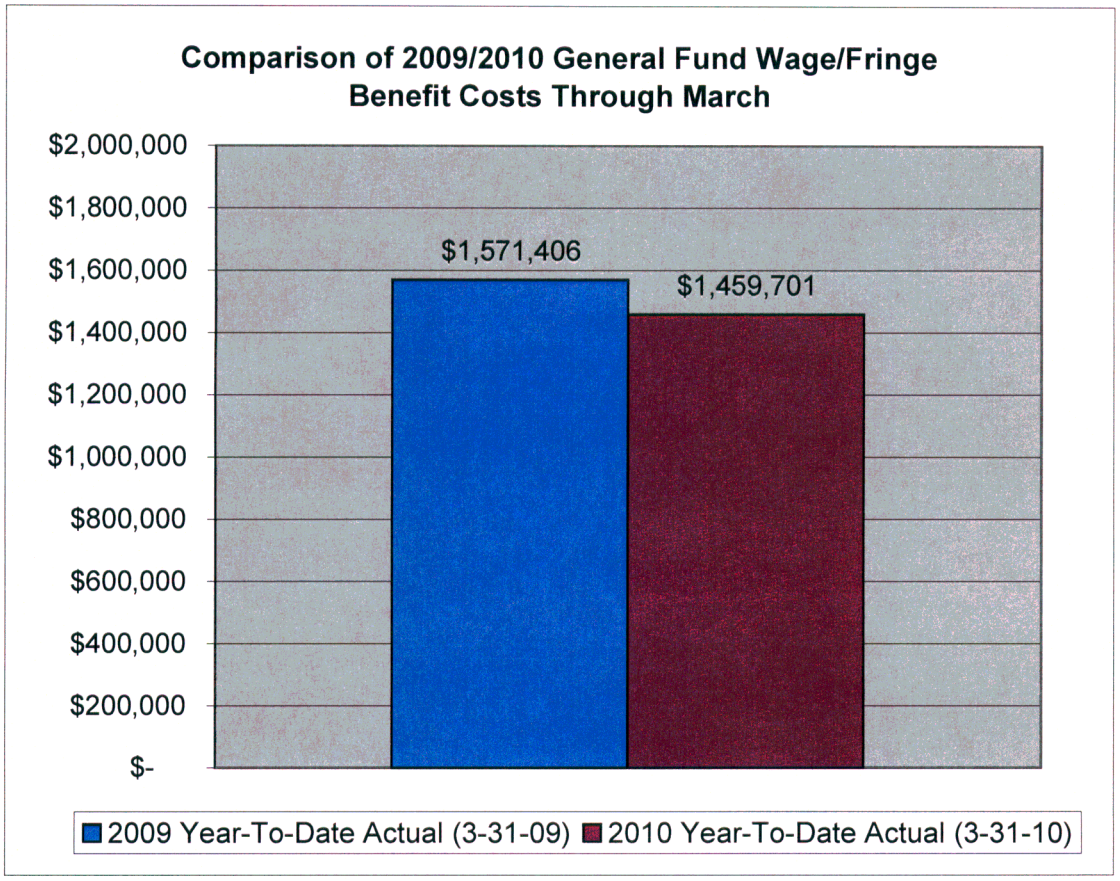

		TABLE 8		
2009 TO 2010 YEAR-TO-DATE ACTUAL REVENUE/EXPENDITURE				
COMPARISONS THROUGH NOV MARCH				
		Revenues	Expenditures	Difference
YTD 2009		$911,065	$3,397,410	($2,486,345)
YTD 2010		$1,088,788	$3,193,722	($2,104,934)
Note 1 - Budgeted revenues include use of reserves				

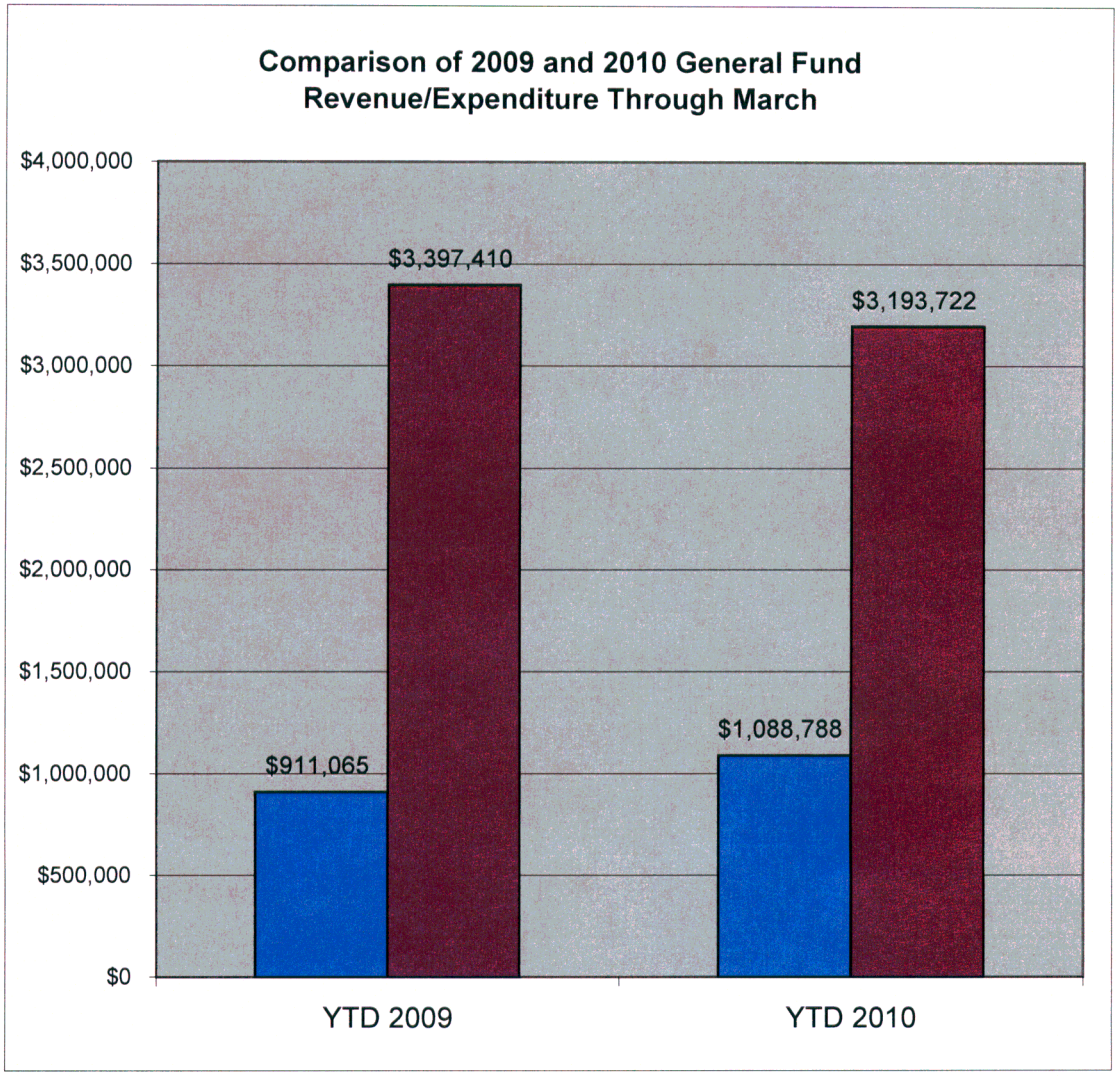

	2011 County Budget Development Calendar	B
Date	**Activity Description**	**Responsibility**
6/1/2010	Budget forms/calendar reviewed and approved by Commissioners	Commissioners
6/2/2010	Budget forms/calendar distributed to departments	Controller
6/3/2010	Budget development and other related budget information discussed at department head meeting	Departments
6/2 to18/2010	Departments complete budget forms and submit to Controller's Office Due 6/18/10	Departments
6/18/2010	Departmental budget information from departments compiled	Controller
6/22&24/2010	Departmental budget information reviewed/discussed	Comm/Controller
6/22&24/2010	2010 and 2011 general fund revenue estimates prepared	Comm/Controller
6/22&24/2010	Commissioners establish preliminary budget guidelines based on revenue estimates and other factors: staffing levels, wages, fringe benefits, expenditure reductions, contract negotiations	Commissioners
7/1/2010	Revenue/expenditure guidelines and other budget information discussed at department head meeting	Departments
7/6/2010	Budget guidelines reviewed and changes made as necessary	Commissioners
7/13&15/2010	Preliminary first draft budget reviewed and approved for distribution	Commissioners
7/16/2010 to 7/26/2010	Preliminary first draft budget submitted to departments for review and determination of whether the draft budget is satisfactory	Controller
7/27&29/2010	Preliminary first draft budget updated with new information	Comm/Controller
8/3/2010	Updated budget information discussed at Commissioners meeting	Comm/Controller
8/5/2010	Updated draft budget discussed at department head meeting	Departments
8/10&12/2010	Meetings with departments conducted as necessary to discuss draft budgets	Comm/Controller
8/24&26/2010	Further adjustments to the budget	Comm/Controller
9/2/2010	Updated budget information discussed at department head meeting	Departments
9/7/2010	Updated budget information discussed	Comm/Controller
9/8/2010	Notice of budget public hearing put in newspaper	Controller
9/14/2010	Any final budget changes made and budget adopted	Commissioners

Mike Hoagland

From: Tuscola County EDC [tuscolaedc@centurytel.net]

Sent: Thursday, April 08, 2010 9:02 AM

To: Peter Cristiano; citymanager@cityofvassar.org; 'Wells Township Supervisor'; 'Wisner Township'; deedeedairy@tds.net; MHoagland@TuscolaCounty.org; arbelatownship@charterinternet.com; ckolar@airadvantage.net; villageofmillington@tds.net; uvilleclerk@airadvantage.net; Karen-WellsTwp.; reeseman@charterinternet.com; 'Dayton Township Clerk'; 'Elkland Township Clerk'; 'Ellington Township Supervisor'; 'Elmwood Township Clerk'; 'Fairgrove Township Supervisor'; 'Fairgrove Village Clerk'; 'Gagetown Village Clerk/Treasurer'; 'Indianfields Township Supervisor'; 'Koylton Township Clerk'; 'Mayville Village Clerk'; 'Novesta Township clerk'; Jim Miklovic; Hal Hudson; 'Jerry Peterson'; Tom Young; repouliot@centurytel.net; 'Arbela Township Supervisor'; 'Columbia Township Supervisor'; 'Fremont Township Supervisor'; Patricia Ann Bittner; tuscolatownship@tds.net; todfackler@sbcglobal.net

Subject: Rural Business Opportunity Grants

Good morning,

Carl Osentoski and I met yesterday with Paula Gromak of the USDA to brainstorm and discuss a grant project that would benefit Tuscola, Sanilac and Huron County.

She said this program is mostly for regional planning purposes, but the grant could fund the building of a training center with a portion to be used for an incubator. We could apply for a combination of 2 of the 5 key USDA strategy areas that Paula referenced in her email, and we would get more points if local match is included. She said the purchase of land would not be allowed. Only 2 applications from Michigan will be submitted for funding. Paula said she would be happy to review and score our draft application before it is submitted.

Based upon the information received so far, Carl and I feel it would to best to focus our application on strategy areas 2 and 3 which are outlined below:

2- renewable energy generation , energy conservation, and/or climate change adaptation or mitigation as strategies for quality job creation.
3- use of broadband and other critical infrastructure as a strategy to facilitate local entrepreneurship and expansion of
market opportunities for small business.

This info will also be shared with Jim Rutkowski- Director of the Sanilac Economic Alliance. The three EDC directors will be meeting soon to move forward with the next step for a joint application. Please relay any of your ideas to me, and I will forward them to the group. As Paula mentioned, the deadline is June 28. I will keep you posted on our progress. Jim

> ----- Original Message -----
> **From:** Mike Hoagland
> **To:** deedeedairy@tds.net ; Hal Hudson (Hal Hudson) ; Jim Mcloskey (Jim Mcloskey)
> **Cc:** Amanda Roggenbuck ; 'Jerry Peterson' ; tbardwell@hillsanddales.com ; Tom Kern
> **Sent:** Wednesday, April 07, 2010 9:49 AM
> **Subject:** FW: Rural Business Opportunity Grants
>
> Deloris, Hal and Jim
>
> Attached is information from Paula Gromack regarding new grant opportunities for 2010. Some of potential funding areas offered by this grant seem to fit Tuscola County strengths, needs and planning:

- Value added and production agriculture
- Renewable energy generation
- Access to capital to ensure business retention and creation (Revolving Loan Fund?)

Could the Tuscola Farm Bureau or other agricultural interests in the Thumb help to further define specific projects that would be beneficial for agriculture? How about a review of spin-off industry potential from wind energy coming into the Thumb? What about applying to increase the EDC Revolving Loan Fund? Deadline to submit applications is June 28, 2010. I suspect a regional approach would increase the chances of being funded. What do you think we should do next? This may be a funding opportunity that we need to capitalize on.

Michael R. Hoagland
Tuscola County Controller/Administrator
207 E. Grant St.
Caro, MI 48723

(989) 672-3700 Phone
(989) 672-4011 Fax
mhoagland@tuscolacounty.org E-mail

From: Gromak, Paula - Caro, MI [mailto:Paula.Gromak@mi.usda.gov]
Sent: Monday, March 29, 2010 9:34 AM
To: 'Caro Tom Striffler'; 'Cass City Peter Cristiano'; 'Julius Suchy'; 'Mayville Tim Sadowski'; 'Mike Hoagland'; 'MSU Extension Hal Hudson'; 'Reese Joe Hembling'
Subject: Rural Business Opportunity Grants

Rural Development is announcing the availability of grants under the Rural Business Opportunity Grant (RBOG) program for fiscal year (FY) 2010, to be competitively awarded based on the terms of the attached notice and RBOG program regulations.

The grants can be up to $250,000 per application and the agency is particularly interested in recruiting applications that will establish "best practice" projects in the area of regional economic and community development using key strategies of the United States Department of Agriculture (USDA). Regions can be either multi-jurisdictional areas within a State, territory, or Federally-designated Tribal land or can cross State, territory, or Tribal boundaries.

Projects should be designed to help rural communities in the region create wealth so they are self sustaining, repopulating and thriving economically, especially using any of the following USDA Key strategies in sustainable ways:

1. Local and regional food systems as a strategy for encouraging production agriculture and related industries in new wealth creation;
2. Renewable energy generation, energy conservation, and/or climate change adaptation or mitigation as strategies for quality job creation;
3. Use of broadband and other critical infrastructure as a strategy to facilitate local entrepreneurship and expansion of market opportunities for small businesses;
4. Access to capital in rural areas as a strategy to ensure continuous business development and job creation/retention; and

5. Innovative utilization of natural resources as a strategy to expand business opportunities.

DEADLINE FOR GRANT APPLICATIONS FOR FY 2010 IS JUNE 28, 2010.

I have attached the Notice of Funding Availability and Fact Sheet to this email.

If you have any questions or would like to request an application package, please feel free to contact me.

Sincerely,

Paula Gromak | Business Cooperative Specialist
Rural Development
U. S. Department of Agriculture
1075 Cleaver Road, PO Box 291 | Caro MI 48723
Phone: 989-673-7588 x 120 | Fax: 517-324-5225
www.rurdev.usda..gov

"Committed to the future of rural communities"
"Estamos dedicados al future de las comunidades rurales"

D

Tuscola County Recycling
Material Recovery Facility

E-mail: recycle@tuscolacounty.org
http://www.tuscolacounty.org/recycling

1123 Mertz Rd.
Caro, MI 48723

Phone: (989) 672-1673
Fax: (989) 672-3868

Material Recovery Facility
Highlights of the 2009 Annual Report

- Sale of materials generated $33,174.37 for calendar year 2009. Other revenue totaled $33,294.21. This total is almost 30% lower than calendar year 2008. This is due in part to a decrease in market prices.

- Our 2009 expenditures totaled $348,177.98

- Our 2009 revenue totaled $285,614.20.

- MRF has recycled 837 tons in 2009. This is 69 tons less than collected in 2008.

- Since opening in 1996, the MRF has processed and recycled 10,804 tons of material.

- Finalized as a Clean Sweep collection site through the Michigan Department of Agriculture, Lapeer County and the Multi-County Solid Waste Task Force. This program allows us to accept pesticides and mercury year round from all area residents.

- The Recycling Center adjusted user fees for the year round tire collection and year round electronics collection. We also phased out the household battery collection because of new, free, recycling options for residents.

Tuscola County Annual Progress Report
January 1, 2009 to December 31, 2009

I. Project Description.

A. The project operated as a regular business. The Recycling trailers serve seven communities with monthly drop-off. The material is sorted and baled by the Recycling Center staff.

B. The building is used as a residential drop off for processing and storage of all materials. The yard ramp is used to load and unload all semi-trucks for shipping and receiving of material. The six recycling trailers service many businesses on a regular basis. The building is equipped with a scale, six trailers, three compactors (which also bale) and a shredder. This equipment is necessary for our daily operation.

C. The Village of Caro provides heavy equipment in emergencies and for crushing glass when needed. A contract is in place to all communities hosting a recycling trailer requiring the trailers to be staffed and opened at least four hours a month.

II. Project Data.

A. Diversion Rates.

i. A spreadsheet has been enclosed that contains the quantity of material recycled for the year.

ii. The MRF has recycled 837 tons of material at $30.00 per ton for a cost diversion of $25,110.

B. Total tons of Recyclable Materials Received.

A spreadsheet is enclosed with the tonnage of materials recycled. Materials have been weighed before processing. The Facility has one 6 cubic yard dumpster that is emptied weekly. The MRF disposed of 312 cubic yards for 2009 at a density of 50 lbs. per cubic yard, which equals 15,600 pounds of residual materials. Most materials are non-recyclable plastics, household trash items and other non-recyclables including few fiber products. Therefore, our residual material is just under 1% of the total volume of material collected.

C. **End Markets.**

i. Newspaper----------Metro Recycling Solutions Sylvan Lake, MI
Office Paper----------Metro Recycling Solutions Sylvan Lake, MI
Corrugated Cardboard----------Metro Recycling Solutions Sylvan Lake, MI
Aluminum----------North Lapeer Recycling, Lapeer, MI
Steel Cans----------North Lapeer Recycling, Lapeer, MI
Plastics----------Clean Tech, Dundee, MI
Glass----------Glass Recyclers, Detroit, MI.
Polystyrene----------Dart Container Corporation, Mason, MI
Magazines/Catalogs----------Metro Recycling Solutions Sylvan Lake, MI
Mixed Residential Mail----------Metro Recycling Solutions Sylvan Lake, MI
Inkjet Cartridges ----------Rapid Refill Ink and Recycle Ink
Rechargeable Batteries----------Toxco Baltimore, OH
Tires----------Environmental Rubber Recycling
Clothes----------Salvation Army Flint, MI
Cell Phones----------Charitable Recycling Bloomfield Hills, MI
Batteries----------Battery Solutions Brighton, MI
Computers----------Classic Computer Recovery Garden City, MI
CDs & DVDs ---------- Clean Tech, Dundee, MI
Vinyl Siding ----------Fryman Recycling Dowagiac, MI
Plastic Shopping Bags & Film ----- Clean Tech, Dundee, MI

ii. A spreadsheet is enclosed with the sale of collected and processed recyclables.

D. **Total Population Served.**
For projects that served residential customers:

i. All 56,800 residents of Tuscola County have access to the MRF. The recycling trailers serve seven municipalities. Twenty-three communities are served by the private sector with curbside recycling. Out of 34 units of government only eleven communities do not provide any type of recycling service to their residents. Those residents can use the daily drop off at the MRF.

For projects that serve industrial, commercial and institutional customers:

i. Tuscola County Recycling serves as a drop-off for over 70 entities. Several entities are provided pick-up service weekly or once or twice a month by the recycling trailer. The size of the entities varies from six employees to 200 employees and the types range from restaurants, schools, government facilities, retail stores, institutions, manufacturing, and private business.

E. **Promotional Programs:**

i. Targeted audiences include schools, churches, businesses, civic groups and organizations.

ii. Articles are submitted to local newspapers regularly for printing.

iii. Regular email notices are sent to all municipalities, news contacts, County employees and a list of residents.

iv. Materials are distributed at programs and presentations presented at schools and civic organizations. Brochures are distributed to all local public libraries and mailed to anyone who requests information. A web site has been developed and information is available on the Internet at *www.tuscolacounty.org/recycling*.

v. A mass mailing of flyers is sent to a large mailing list each spring. This mailing list includes real estate agents, churches, businesses, residents, municipalities, Commissioners, etc.

III. **Project Costs.**

A. A copy of the 2009 budget is enclosed.

B. This project and activities are funded by the county millage and the sale of material.

IV. **Project Evaluation:**

A. **Goals and Objectives.**

Provide a multi-material recycling opportunity through consistent and convenient drop-off service to residents of Tuscola County.
This facility provides consistent and convenient drop-off to all residents in the county with daily hours from 8:00 a.m. to 4:30 p.m. and the third Saturday of each month from 9:00 a.m. to 1:00 p.m. Trailers are available to communities for Saturday drop-off.

To Network with the Multi-County Solid Waste Task Force.
The Recycling Coordinator is a member of the Multi-County Solid Waste Task Force and attends on a regular basis. This committee has been working together on recycling efforts in the four county area. This committee coordinates Household Hazardous Waste Collections with the same vendor.

Service Tuscola County so all residents will have access to recycling programs whether it be a private company or the county program.
Out of 34 units of government, 23 units provide recycling to their residents either through the county program or a curbside program provided by the private hauler. All municipalities have access to the MRF during our regular hours of operation.

Divert as much as possible from the landfill.
The processing facility will keep a record of material collected, processed and costs by diverting material from the landfill and documentation of success of this project.
Spreadsheets are enclosed with the total volumes of material collected and processed at the MRF.

Work towards making citizens of Tuscola County aware of the rapidly growing problems of solid waste management and encourage them to be responsible for their own environment.
Through tours and presentations at the processing facility, the residents will see just how much waste is being diverted from the landfill.
Education and news articles are ongoing. The education coordinator has provided education programs to 1,175 students and approximately 365 adults (not including Tuscola County Fair & Library figures) in 2009. The education coordinator also exhibited four public displays throughout the county.

B. **Specific measurable objectives.**

1. **The tonnage of recyclables diverted from disposal in the landfill is tracked.**
   Spreadsheets are enclosed.

2. **Money saved from landfill tipping costs will be calculated by the number of tons recycled multiplied with the current tipping costs.**
   It is estimated at $30.00 average per ton. This calculates the disposal savings of 837 tons of material at $30.00 per ton for a cost diversion of $25,110.

V. Recovery Goals

A. Tuscola County Recycling struggles to maintain a MRF that is not capable of handling commingled material. Currently, none of the waste haulers operating within the county bring their recyclables to our facility.

B. The coordinator continues to work with businesses to increase their recycling efforts and provide education on waste reduction and recycling. Businesses would like to recycle more materials but we are unable to provide pick up services to all businesses.

C. The MRF provided a Tree recycling program (Christmas Compost) again this year. The MRF also accepts eyeglasses and hearing aids for the Lions Club. The MRF accepts clothing, linen items and drapes for the Salvation Army.

D. This project has three full time employees and four part-time employees. The MRF continues to provide on the job training to Michigan Works employees and offers a volunteer program for those sentenced to Community Service.

E. The county does not compete with private haulers in collecting recyclables as we are a County owned and operated not for profit service. Technology now allows recyclables to be collected in single stream of material. This method is very expensive and needs large volumes of material in order to pay for itself. Currently, the Tuscola County Recycling Facility is unable to handle single stream recyclables.

F. A continued issue of concern is businesses and institutions that want to recycle but do not have any storage for the materials. These businesses would be interested in containers for cardboard and office paper but the cost to transport and maintain these containers are beyond our budget. Our facility currently collects and transports material from approximately 60 local businesses, schools and institutions. There are several others that bring their recyclables to our facility on a regular basis.

VI. **Additional comments:**

The voters continue to support the recycling program. Tuscola County continues to expand its recycling programs. We continue to target the commercial sector for material or add additional materials such as paper shredding, plastic film and bags, rigid plastic, computers, vinyl siding, etc. Overall, this program is very popular with the residents and businesses within the County.

Tuscola County Recycling Facility

1123 Mertz Road
Caro, MI 48723

Phone: 989-672-1673
recycle@tuscolacounty.org

Facility Tours

These are groups or schools that have toured the Recycling Facility. Tours include walk through of Facility explaining procedures of sorting, shredding, bailing, weighing and storage for shipment of recyclable items.

Date	School/ Group	Teacher/Contact	# Adults	#Students	Grade(s)
1-07-09	Boy Scout troop	Barb Henderson	7	16	-
1-17-09	Girl Scout troop	Mary	3	15	-
3-20-09	North Branch High School	Carrie Wenta		3	H.S.
3-27-09	North Branch High School	Carrie Wenta		4	H.S.
4-03-09	North Branch High School	Carrie Wenta		5	H.S.
4-15-09	Tuscola Transitional Group	Sue Eremia	2	10	H.S.
4-17-09	North Branch High School	Carrie Wenta		4	H.S.
4-21-09	Resident		1	1	-
4-22-09	Kids Club Day Care	Theresa Buggia	3	12	Pre-K
4-24-09	North Branch High School	Carrie Wenta		8	H.S.
5-01-09	North Branch High School	Carrie Wenta		5	H.S.
5-08-09	North Branch High School	Carrie Wenta		4	H.S.
5-15-09	North Branch High School	Carrie Wenta		4	H.S.
5-22-09	North Branch High School	Carrie Wenta		4	H.S.
5-22-09	S.T.A.R.S. Program	Kami or Michelle	8	10	H.S.
5-29-09	North Branch High School	Carrie Wenta		5	H.S.
6-03-09	North Branch High School	Carrie Wenta		4	H.S.
6-03-09	North Branch High School	Carrie Wenta		5	H.S.
6-23-09	S.T.A.R.S. Program	Kami or Michelle	2	7	H.S.
6-24-09	Huron County I.S.D.	Karen	2	7	H.S.
9-25-09	North Branch High School	Carrie Wenta		5	H.S.
10-02-09	North Branch High School	Carrie Wenta		4	H.S.
10-14-09	S.T.A.R.S. Program	Kami or Michelle	4	12	H.S.
10-16-09	North Branch High School	Carrie Wenta		5	H.S.
10-21-09	Caro Preschool	Linda	6	18	Pre-K
10-30-09	North Branch High School	Carrie Wenta		5	H.S.
11-06-09	North Branch High School	Carrie Wenta		4	H.S.
11-13-09	North Branch High School	Carrie Wenta		3	H.S.
11-20-09	North Branch High School	Carrie Wenta		3	H.S.
Totals			38	192	

Tuscola County Recycling Facility

1123 Mertz Road
Caro, MI 48723

Phone: 989-672-1673
recycle@tuscolacounty.org

Composting Demonstrations

These are groups or schools that have had a composting/ vermicomposting demonstration presented to them. The demonstration includes information about outdoor composting and composting with red worms.

Date	School/ Group	Teacher/Contact	# Adults	#Students	Grade(s)
4/16/09	TACHS	Carrie Nichols	5	16	
4/29/09	Campbell Elementary Cass City	Linda Stec	1	26	2nd
5/01/09	Reese Elementary	Mrs. Tetil	4	51	1st
Totals			10	93	

Events and displays

These are groups or schools that have had an event or display about recycling given. Displays include handouts and an informative display shown, questions answered.

Date	School/ Group	Teacher/Contact	# Adults	#Students	Grade(s)
April	Caro Area District Library	Carol			
4/2/09	Reese Elem. Poster contest	Mel Tetil	6	62	2nd
4/17/09	Reese Elem. Poster contest	Mel Tetil	6	62	2nd
4/23/09	Schall Elem. Poster contest	Mr. Anderson	6	135	5th
4/27/09	Schall Elem. Poster contest	Mr. Anderson	6	135	5th
4/24/09	Reese Elem. Poster contest	Mel Tetil	3	62	2nd
4/25/09	Embracing Our Earth V	Scott Whipple			
7/27-31/09	Tuscola County Fair	John Riley			
8/1/09	Vassar Family Days				
10/13/09	Health Fair at Colwood Church				
10/17/09	Health Fair at St. Paul Millington				
November	Caro Area District Library	Carol			
Totals			27+	456+	

Tuscola County Recycling Facility

1123 Mertz Road
Caro, MI 48723

Phone: 989-672-1673
recycle@tuscolacounty.org

Recycling demonstrations

These are groups or schools that have had a recycling demonstration presented to them. The demonstration includes information about reduce, reuse, recycle and rebuy concepts. Remade/ recycled items are also shown.

Date	School/ Group	Teacher/Contact	# Adults	#Students	Grade(s)
1/20/09	Schall Elementary	Susanne Peterson	9	161	3rd
2/6/09	Wolverine Services	Marcie Levalley	20	60	H.S.
2/24/09	Cub Scout troop #3562	Denise Sprague	90	60	Elem.
4/16/09	TACHS	Carrie Nichols	5	16	Elem.
4/23/09	Kid Club Day Care	Theresa Buggia	4	20	Pre-K
4/24/09	Reese Elementary	Mel Tetil	3	51	1st
5/04/09	Girl Scout troop #112	Jody Cryderman	3	6	K-1st
10/8/09	St. Paul Millington	Theresa Walters	1	23	1st
10/9/09	Kirk Elem. Millington	Mrs. Rosebush	2	30	2nd
10/14/09	7th Day Adv. Vassar	Harvey	3	7	Mid Sch
Totals			140	434	

BUDGET STATUS REPORT

Tuscola County

Period Ending Date: December 31, 2009

Fund 230 RECYCLING
Department 401 RECYCLING

Account	2008 Actual	2009 Appropriated Budget	2009 Total Amended Budget	Month-to-date Actual	2009 Year-to-date Actual	2009 Budget Balance	Percentage Spent/Received
Fund 230 RECYCLING							
Revenues							
401-402-000 CURRENT TAX	204,330.41	216,000.00	216,000.00	350.57	212,319.38	3,680.62	98.30%
401-437-000 INDUSTRIAL FACILITY TAX	694.57	1,000.00	1,000.00	0.00	0.00	1,000.00	0.00%
401-591-000 MISCELLANEOUS REVENUE	1,844.96	1,000.00	1,000.00	0.00	2,173.12	-1,173.12	217.31%
401-643-000 SALES OF MATERIALS	73,671.86	40,000.00	40,000.00	2,815.18	33,174.37	6,825.63	82.94%
401-645-000 PAPER SHREDDING SERVICE	3,890.60	2,500.00	2,500.00	442.40	4,578.55	-2,078.55	183.14%
401-646-000 HOUSEHOLD HAZARDOUS WASTE	285.00	300.00	300.00	302.80	6,880.00	-6,580.00	2,293.33%
401-647-000 ELECTRONIC HAZARDOUS WASTE	807.50	750.00	750.00	50.00	1,706.00	-956.00	227.47%
401-648-000 TIRE DRIVE	10,669.00	7,500.00	7,500.00	366.50	11,802.00	-4,302.00	157.36%
401-665-000 INTEREST REVENUE	7,423.82	5,000.00	5,000.00	1,756.61	6,826.24	-1,826.24	136.52%
401-674-000 CONTRIBUTIONS/DONATIONS	0.00	0.00	0.00	0.00	231.92	-231.92	100.00%
401-676-000 REIMB MICHIGAN WORKS	4,120.00	4,000.00	4,000.00	480.00	5,920.00	-1,920.00	148.00%
401-694-000 CASH OVER/SHORT	11.60	5.00	5.00	0.00	2.62	2.38	52.40%
Revenues Total	**307,749.32**	**278,055.00**	**278,055.00**	**6,564.06**	**285,614.20**	**-7,559.20**	**102.72%**
Expenses							
401-704-000 SALARIES-PERMANENT	83,703.62	89,994.00	89,994.00	11,009.06	90,078.02	-84.02	100.09%
401-704-020 HEALTH INSURANCE INCENTIVE	1,999.92	0.00	0.00	0.00	153.84	-153.84	100.00%
401-704-030 DISABILITY PLAN	1,172.40	1,250.00	1,250.00	102.98	1,235.76	14.24	98.86%
401-704-040 UNUSED SICK TIME PAYOUT	205.60	790.00	790.00	59.30	59.30	730.70	7.51%
401-705-000 SALARIES-TEMPORARY	53,508.19	78,640.00	78,640.00	9,777.24	74,367.29	4,272.71	94.57%
401-706-000 SALARIES - OVERTIME	2,836.96	2,500.00	2,500.00	0.00	0.00	2,500.00	0.00%
401-707-000 SALARIES - PER DIEM	1,520.00	2,000.00	2,000.00	215.00	1,610.00	390.00	80.50%

BUDGET STATUS REPORT

Tuscola County

Period Ending Date: December 31, 2009

Fund 230 RECYCLING

Department 401 RECYCLING

Account	2008 Actual	2009 Appropriated Budget	2009 Total Amended Budget	Month-to-date Actual	2009 Year-to-date Actual	2009 Budget Balance	Percentage Spent/Received
401-710-000 WORKERS COMPENSATION	695.48	880.00	880.00	220.18	859.72	20.28	97.70%
401-711-000 HEALTH & DENTAL INSURANCE	23,079.41	39,600.00	39,600.00	2,627.64	38,556.06	1,043.94	97.36%
401-715-000 F.I.C.A.	10,918.03	13,458.00	13,458.00	1,584.04	12,550.35	907.65	93.26%
401-717-000 LIFE INSURANCE	261.00	261.00	261.00	21.75	261.00	0.00	100.00%
401-718-000 RETIREMENT	2,422.91	2,946.00	2,946.00	314.63	2,843.50	102.50	96.52%
401-727-000 SUPPLIES, PRINTING & POSTAGE	6,447.49	6,000.00	6,000.00	803.75	6,320.23	-320.23	105.34%
401-746-000 UNIFORMS	1,502.31	2,500.00	2,500.00	202.48	1,898.66	601.34	75.95%
401-747-000 GAS, OIL, GREASE & ETC	5,216.17	6,000.00	6,000.00	690.99	3,805.83	2,194.17	63.43%
401-801-000 CONTRACTUAL SERVICES	1,244.66	1,000.00	1,000.00	0.00	873.00	127.00	87.30%
401-809-000 MEMBERSHIP/SUBSCRIPTIONS	368.00	500.00	500.00	0.00	195.00	305.00	39.00%
401-835-000 HEALTH SERVICES	425.00	100.00	100.00	0.00	0.00	100.00	0.00%
401-851-000 TELEPHONE	1,755.22	2,400.00	2,400.00	155.70	1,879.24	520.76	78.30%
401-851-010 CELLULAR PHONE	65.79	0.00	0.00	0.00	0.00	0.00	0.00%
401-861-000 TRAVEL	912.34	1,000.00	1,000.00	131.64	1,229.54	-229.54	122.95%
401-901-000 ADVERTISING	2,947.45	2,500.00	2,500.00	87.50	1,511.15	988.85	60.45%
401-910-000 INSURANCES	1,570.62	3,000.00	3,000.00	0.00	2,303.59	696.41	76.79%
401-920-000 UTILITIES	5,331.12	7,000.00	7,000.00	374.12	4,226.71	2,773.29	60.38%
401-932-000 EQUIPT REPAIR & MAINT.	5,533.63	12,000.00	12,000.00	804.25	3,743.46	8,256.54	31.20%
401-933-000 VEHICLE REPAIR & MAINTENANCE	1,298.17	1,500.00	1,500.00	147.65	1,317.51	182.49	87.83%
401-934-000 OFFICE EQUIPMENT REPAIR & MAIN	369.99	500.00	500.00	0.00	0.00	500.00	0.00%
401-955-000 MISC. EXPENSES	0.00	100.00	100.00	0.00	0.00	100.00	0.00%
401-957-000 EMPLOYEE TRAINING	575.44	1,000.00	1,000.00	35.00	413.50	586.50	41.35%

BUDGET STATUS REPORT

Tuscola County

Period Ending Date: December 31, 2009

Fund 230 RECYCLING

Department 401 RECYCLING

Account	2008 Actual	2009 Appropriated Budget	2009 Total Amended Budget	Month-to-date Actual	2009 Year-to-date Actual	2009 Budget Balance	Percentage Spent/Received
401-958-000 ENVIRONMENTAL EDUCATION	1,766.92	2,000.00	2,000.00	859.40	940.94	1,059.06	47.05%
401-960-000 HOUSEHOLD HAZARDOUS WASTE	13,863.08	25,000.00	25,000.00	321.00	13,352.27	11,647.73	53.41%
401-961-000 ELECTRONIC HAZARDOUS WASTE	10,051.62	8,000.00	8,000.00	2,027.62	18,114.71	-10,114.71	226.43%
401-962-000 TIRE DRIVE	12,198.75	10,000.00	10,000.00	945.00	9,953.00	47.00	99.53%
401-964-000 REFUNDS	0.00	0.00	0.00	0.00	717.80	-717.80	100.00%
401-970-000 EQUIPMENT/CAPITAL OUTLAY	250.00	2,500.00	9,750.00	0.00	8,288.00	1,462.00	85.01%
401-970-006 TRAILER	0.00	6,000.00	6,000.00	0.00	0.00	6,000.00	0.00%
401-980-000 TRUCK	0.00	20,000.00	20,000.00	0.00	19,519.00	481.00	97.60%
401-981-000 POLE BUILDING	0.00	90,000.00	90,000.00	0.00	0.00	90,000.00	0.00%
401-995-000 INTEREST EXPENSE ON ADVANCE	0.00	300.00	300.00	0.00	0.00	300.00	0.00%
401-999-101 INDIRECT COSTS	9,710.00	25,000.00	25,000.00	0.00	25,000.00	0.00	100.00%
Expenses Total	**265,727.29**	**468,219.00**	**475,469.00**	**33,517.92**	**348,177.98**	**127,291.02**	**73.23%**
	42,022.03	**-190,164.00**	**-197,414.00**	**-26,953.86**	**-62,563.78**	**-134,850.22**	**31.69%**
Revenues Total	**307,749.32**	**278,055.00**	**278,055.00**	**6,564.06**	**285,614.20**	**-7,559.20**	**102.72%**
Expenses Fund Total	**265,727.29**	**468,219.00**	**475,469.00**	**33,517.92**	**348,177.98**	**127,291.02**	**73.23%**
Net (Rev/Exp)	**42,022.03**	**-190,164.00**	**-197,414.00**	**-26,953.86**	**-62,563.78**	**-134,850.22**	

Beginning/Adjusted Balance		YTD Revenues		YTD Expenses		Current Fund Balance
344,207.28	+	285,614.20	-	348,177.98	=	281,643.50

Grand Total for Revenues	**307,749.32**	**278,055.00**	**278,055.00**	**6,564.06**	**285,614.20**	**-7,559.20**	**102.72%**
Grand Total for Expenses	**265,727.29**	**468,219.00**	**475,469.00**	**33,517.92**	**348,177.98**	**127,291.02**	**73.23%**
Grand Total Net Rev/Exp	**42,022.03**	**-190,164.00**	**-197,414.00**	**-26,953.86**	**-62,563.78**	**-134,850.22**	

Parameters:

Operator: CAZ *Period Ending Date: December 31, 2009* *Fund Range: 230 - 230*

SALE OF MATERIALS 2009

3/19/2010

	January	February	March	April	May	June	July	August	September	October	November	December	Totals	Final for 2008	Difference	% of 2008
Glass-Clear					$ 116.70							$ 49.20	$ 165.90	$ 1,252.20	$ (1,086.30)	13%
Plastic-HDPE nat.				$ 1,691.40					$ 1,411.74				$ 3,103.14	$ 6,875.70	$ (3,772.56)	45%
HDPE color				$ 619.90					$ 546.50				$ 1,166.40	$ 2,736.14	$ (1,569.74)	43%
PETE resd.				$ 574.40					$ 818.40				$ 1,392.80	$ 2,729.49	$ (1,336.69)	51%
Mixed #3-#7													$ -	$ 5.58	$ (5.58)	0%
Plastic bags & film				$ 64.78					$ 47.57				$ 112.35	$ 395.45	$ (283.10)	28%
Purge Plastic													$ -	$ -	$ -	
Regrind													$ -	$ 503.10	$ (503.10)	0%
Nylon (Nylene)							$ 303.60						$ 303.60	$ -	$ 303.60	#DIV/0!
Vinyl Siding				$ 0.03	$ 3.00	$ 66.42	$ 0.69	$ 62.04			$ 33.09		$ 165.27	$ 156.69	$ 8.58	105%
Rigid Plastic				$ 7.70									$ 7.70	$ 330.08	$ (322.38)	2%
OCC-Cardboard	$806.56		$ 503.23	$703.29	$ 616.50	$ 595.01	$ 807.90	$ 1,027.55	$ 1,423.01	$ 1,384.41	$ 783.45	$ 1,078.58	$ 9,729.49	$ 19,441.54	$ (9,712.05)	50%
Magazines/Catologes	$ 197.30	$ 131.09	$ 149.24	$234.80	$ 96.02	$ 218.69		$ 177.42	$ 385.83	$ 194.42	$ 538.39	$ 144.30	$ 2,467.50	$ 7,013.53	$ (4,546.03)	35%
Residential Mail	$ 987.22	$ 494.11	$ 524.76	$889.55	$ 427.13	$ 924.94	$ 683.33	$ 738.63	$ 1,153.46	$ 692.78	$ 1,748.53	$ 1,176.40	$ 10,440.84	$ 24,080.53	$ (13,639.69)	43%
Scrap Metal	$ 181.80			$ 27.14		$ 100.00	$ 0.05				$ 244.00		$ 552.99	$ 488.50	$ 64.49	113%
Steel Cans	$ 193.80		$ 128.00	$ 69.40		$ 144.40		$ 224.70			$ 315.00	$ 280.80	$ 1,356.10	$ 3,607.60	$ (2,251.50)	38%
Aluminum cans	$ 33.84			$ 68.40			$ 60.75	$ 45.12		$ 52.80			$ 260.91	$ 638.80	$ (377.89)	41%
Aluminum foil	$ 5.06			$ 1.27			$ 10.40	$ 3.10		$ 3.35			$ 23.18	$ 42.12	$ (18.94)	55%
Car batteries	$ 15.00			$ 55.00				$ 134.53		$ 27.50			$ 232.03	$ 229.01	$ 3.02	101%
Covered cords	$ 51.40	$ 4.40		$ 104.00				$ 74.20		$ 32.25			$ 266.25	$ 572.64	$ (306.39)	46%
Polystyrene	$ 12.00	$ 14.00	$ 21.00	$ 13.00	$ 4.00	$ 22.20	$ 14.00	$ 32.50	$ 17.00	$ 30.00	$ 17.00	$ 8.00	$ 204.70	$ 180.97	$ 23.73	113%
Inkjet Cartridges	$ 76.25	$ 79.40		$ 307.05		$ 299.15					$ 104.15	$ 69.65	$ 935.65	$ 853.95	$ 81.70	110%
Oil & Antifreeze			$ 47.50			$70.00							$ 117.50	$ 1,388.25	$ (1,270.75)	8%
Cell Phones		$ 49.00	$ 50.00			$ 50.00				$ 52.00			$ 201.00	$ 150.00	$ 51.00	134%
Totals	$ 2,560.23	$ 772.00	$ 1,423.73	$ 5,431.11	$ 1,263.35	$ 2,490.81	$ 1,880.72	$ 2,519.79	$ 5,803.51	$ 2,469.51	$ 3,783.61	$ 2,806.93	$ 33,205.30	$ 73,671.87	$ (40,466.57)	45%
OTHER REVENUE																
Paper Shredding	$ 157.55	$ 352.80	$ 231.60	$ 393.30	$ 420.10	$ 664.60	$ 135.50	$ 347.00	$ 578.80	$ 465.60	$ 389.30	$ 442.40	$ 4,578.55	$ 3,890.60	$ 687.95	118%
Tire Collection	$ 279.00	$ 283.00	$ 682.00	$ 2,250.00	$ 2,203.00	$ 2,176.00	$ 570.50	$ 686.00	$ 942.00	$ 567.50	$ 796.50	$ 366.50	$ 11,802.00	$ 10,669.00	$ 1,133.00	111%
MI Works	$ 340.00	$ 740.00	$ 500.00	$ 640.00	$460.00	$ 240.00	$ 380.00	$ 480.00	$ 460.00	$ 540.00	$ 660.00	$ 480.00	$ 5,920.00	$ 4,120.00	$ 1,800.00	144%
Hazardous Waste	$ 90.00			$ 15.00			$ 45.00	$ 8.00	$ 34.00	$ 6,367.20	$ 18.00	$ 302.80	$ 6,880.00	$ 285.00	$ 6,595.00	2414%
Monitors/Televisions		$ 7.00	$ 126.00	$ 173.00	$ 120.00	$ 330.00	$ 215.00	$ 230.00	$ 230.00	$ 125.00	$ 90.00	$ 50.00	$ 1,696.00	$ 807.50	$ 888.50	210%
Miscellaneous	$ 1,041.80				$ 377.10		$ 0.02			$ 754.20			$ 2,173.12	$ 1,844.96	$ 328.16	118%
Donations/Contributions			$ 0.80	$ 81.62	$ 4.00	$ 102.00		$ 0.50	$ 40.00		$ 3.00		$ 231.92	$ -	$ 231.92	
Over/Short	$ 0.21		$ 0.01					$ 2.40					$ 2.62	$ -	$ 2.62	
Other Rev Totals	$ 1,908.56	$ 1,382.80	$ 1,540.41	$ 3,552.92	$ 3,584.20	$ 3,512.60	$ 1,346.02	$ 1,753.90	$ 2,284.80	$ 8,819.50	$ 1,956.80	$ 1,641.70	$ - $ 33,284.21	$ 21,617.06	$ 11,667.15	154%
											TOTAL REVENUE		$ 66,489.51	$ 95,288.93	$ (28,799.42)	70%

	Jan	Feb	March	April	May	June	July	August	Sept	Oct	Nov	Dec	Totals	2008 Totals	Difference	% of 2008	3/19/2010
Glass-Clear			29,780							25,280			**55,060**	36,060	19,000	153%	
Con Paper Shredding	2,489	2,185	3,755	4,457	6,604	2,379	2,269	6,464	2,656	3,699	1,330	6,188	**44,475**	37,374	7,101	119%	
OCC-Cardboard		40,258	40,188	41,100	39,667	40,395	41,102	43,785	42,351	28,489	39,221	37,499	**434,055**	495,601	(61,546)	88%	
Magazines/Catologes	8,739	9,949	15,653	6,401	13,010		8,871	15,433	5,982	14,357	3,848	9,723	**111,966**	153,654	(41,688)	73%	
Residential Mail	39,905	35,508	72,796	36,168	73,129	45,045	39,600	66,500	26,236	71,216	40,793	36,227	**583,123**	662,314	(79,191)	88%	
Plastic-HDPE nat.			11,276					6,138				8,608	**26,022**	17,630	8,392	148%	
HDPE color			6,199					5,465				5,413	**17,077**	8,998	8,079	190%	
PETE resd.			11,488					13,640				8,595	**33,723**	18,994	14,729	178%	
Mixed bottles								2,247					**2,247**	2,676	(429)	84%	
Nylon (nylene)						2,638							**2,638**	2,083	555	127%	
Regrind			770										**-**	12,394	(12,394)	0%	
Rigid Mixed			6,478					4,757					**770**	-	770		
Plastic Bags & Film			2,214		10		2,091			1,103			**11,235**	8,940	2,295	126%	
Vinyl Siding													**5,418**	5,223	195	104%	
Steel Cans		6,400	6,940		7,220			6,420		6,300	6,240		**39,520**	45,260	(5,740)	87%	
Scrap Metal					5,000		1			4,880		29	**9,910**	11,191	(1,281)	89%	
Aluminum cans	188						243	141		176		218	**966**	1,257	(291)	77%	
Aluminum foil	102						208	62		67		58	**497**	446	51	111%	
Aluminum siding												28	**28**	101	(73)	28%	
Covered Cords	370							106		43		55	**574**	800	(226)	72%	
Polystyrene - Egg	5	5				5		43				15	**73**	75	(3)	97%	
Polystyrene	725	645	605	725	780	810	745	535	875	480	650	630	**8,205**	8,815	(610)	93%	
Tires		18,295	21,335	38,835	39,185	23,320		19,525	13,360		21,100		**194,955**	187,110	7,845	104%	10 Semi trailer loads thru Nov
Car Battery - Pounds	75							1,223		6		10	**1,313**	2,034	(721)	65%	
Batteries	122	688	412	40	628			730	40		493		**3,153**	2,821	332	112%	
Oil			3,325		4,900		4,900	5,250		1,820		2,730	**22,925**	15,155	7,770	151%	
Antifreeze					500				1,000				**1,500**	1,000	500	150%	
Hazardous Waste				5,942					10,445				**16,387**	8,122	8,265	202%	
Electronics	11,822		22,504	16,320		6,260	11,104	8,510		6,878		7,896	**91,294**	103,836	(12,542)	88%	9 Loads thru December
Total in pounds	**62,053**	**111,748**	**251,963**	**145,531**	**184,029**	**118,473**	**108,865**	**200,510**	**100,289**	**161,095**	**112,345**	**117,734**	- **1,674,634**	1,812,590	(137,957)	92%	
Total in Tons	**31**	**56**	**126**	**73**	**92**	**59**	**54**	**100**	**50**	**81**	**56**	**59**	**837**	906	(69)	92%	
Cell phones - Each	50		50				50			50			**200**	200	-	100%	
Ink & Laserjet cartridges	10	204	239	42	38	179	12	18	148	141	14	142	**1,187**	613	574	194%	
Polystyrene - Peanuts	12	11	10	10	5	12	12	6	12	13	11	8	**122**	130	(8)	94%	
Freon Containing Applianc	6			1		1	3		2	3		1	**17**		17		

FINAL DIVERSION OF MATERIALS 2009

(E)

STATE OF MICHIGAN

54TH JUDICIAL CIRCUIT AND FAMILY COURTS

COURT ADMINISTRATOR
440 NORTH STATE STREET
CARO, MICHIGAN 48723-1594
Phone: (989) 672-0075 Fax: (989) 672-2169

Honorable Patrick R. Joslyn
Circuit Judge

Mary Lou Burns
Court Administrator/Friend of the Court

TO: Thom Bardwell, Chairman
Tuscola County Board of Commissioners

FROM: Mary Lou Burns

RE: Employee buyouts

DATE: March 18, 2010

SCENARIO ONE: The Circuit/Family Court has an employee who would reach the age of eligibility to draw MERS pension on or about 07/2010. The current wages and fringes for this position (per Carrie Krampits) are the following :

Wages	$51,750.54
Sick time payout (based on 2009)	796.16
Short term disability	425.97
Long term disability	284.73
Workmen's comp	282.73
Life Insurance	87.00
FICA	4,019.82
MERS	3,270.63
Health Insurance	13,500.00
Total Annual Wages & Fringes	**$74,417.58**

This employee MAY be willing to take a buyout to obtain the 20-year status on MERS. In checking with Mari Young, the buyout would be approximately $13,000 for a full year or $1,083.33 per month.

If the County Board were willing to offer this employee five (5) months (August through December) buyout to purchase the 20-year MERS benefit (being appx $5,416.00), the ***Courts/County could realize a savings of $25,582.00*** (being $30,998 or 5 months salary and fringes less $5,416.00 buyout amount). Further, we could also avoid paying the additional unemployment in the following year of approximately $6,520.00 for 20 weeks in future years.

(F)

9-1-1

Tuscola County Central Dispatch

Robert Klenk, Director

April 13, 2010

From: Robert J. Klenk, Director

Subject: Request for Out of State Travel

To: Board of Commissioners

Dear Commissioners,

I am requesting permission for Dee Ann Summersett to travel to the National NENA Conference in Indianapolis, IN from June 5th to June 10th. All costs for Dee Ann will be reimbursed to Tuscola County by Michigan NENA. Michigan NENA is covering the cost for Dee Ann because she is the MI NENA Vice-President. We need to cover the costs up front and submit receipts to NENA for reimbursement. Since this conference will be in a neighboring state Dee Ann will be traveling by county vehicle. There is also a chance for another 9-1-1 director accompanying her and if so only Dee Ann will be driving our county vehicle.

Thank you,

Robert J. Klenk, Director
Tuscola County Central Dispatch

1303 Cleaver Road • Caro, Michigan 48723 • 989/673-8738 • Fax 989/672-3747

G

DRAFT

TO: Local Government Officials and All Interest Parties
FROM: Tuscola County Board of Commissioners
DATE: Thursday, April 8, 2010

RE: Change from Appointed to Elected County Road Commissioners

The Tuscola County Board of Commissioners directed that the following important information be communicated to you as an update and request for your assistance regarding changing from appointed to elected Road Commissioners. The Board of Commissioners has made the decision to change from the current system of 3 Road Commissioners appointed by the Board of Commissioners to 5 Road Commissioners elected by the public at-large.

There will be a transition period to complete this change in system. The change to elected Road Commissioners will begin this year but not all of the Road Commissioners will be elected in the first election cycle. One of the current three Road Commissioner terms expire December 31, 2010. This Road Commissioner position along with two new positions will be elected on November 2, 2010 during the General Election. The other two appointed Road Comissioners will remain on the Road Commission Board until their terms expire at which time the process to elect these positions will begin. Current appointed Road Commissioners and their respective terms of office are as follows:

- Mr. Mike Zwerk – term ends 12/31/10
- Mr. Gary Parsell – term ends 12/31/12
- Mr. John Laurie – term ends 12/31/14

The three newly elected Road Commissioners will have staggered terms as follows:

- Elected Road Commissioner 1 – term begins 1/1/11 – term ends 12/31/16 (6 years)
- Elected Road Commissioner 2 – term begins 1/1/11 – term ends 12/31/16 (6 years)
- Elected Road Commissioner 3 – term begins 1/1/11 – term ends 12/31/12 (2 years)
  (At the end of this 2 year term the next term would be for 6 years)
- Elected Road Commissioner 4 – term begins 1/1/13 – term ends 12/31/18 (6 years)
- Elected Road Commissioner 5 – term begins 1/1/15 – term ends 12/31/20 (6 years)

The **filing deadline for citizens interested in being elected to one of the three available Road Commissioner positions is Tuesday, May 11, 2010 at 4:00 P.M with the County Clerk's Office.** Information to file for election and other procedural matters that have to be followed can be obtained by contacting the Tuscola County Clerk's Office at 440 N. State Street Caro, Mi. (Telephone 989-672-3780).

Please assist with this important process by sharing this information so the public is aware of this change and so any individuals interested in running for election to one of the three County Road Commissioner positions understand the process that has to be followed.

Thank you.

(H)

Tuscola County Road Commission
1733 Mertz
Caro, MI 48723
Phone 989 673-2128
Fax 989 673-3294

Roads & Bridges To Our Future

April 9, 2010

Mr. Mike Hoagland
Tuscola County Annex
207 E. Grant Street
Caro, MI 48723

RE: Support for Bridge Funds
Bridge Replacements
Thomas Road over Allen Extension Drain, Akron Twp
VanBuren Road over Sheboygan I/C Drain, Denmark Twp

Dear Mike:

The Road Commission is applying for federal and state funding for the replacement of the two structures noted above. I am requesting a resolution of support from the County Commissioners to include with the applications. Example resolutions with the appropriate bridge information have been included. Your response is requested by May 20, 2010 to meet the application deadline. If you have any questions, please call.

Sincerely,

TUSCOLA COUNTY ROAD COMMISSION

Michele Zawerucha, P. E.
County Highway Engineer

cc: Roy Petzold

MZ/ah

Encl.

BOARD
RESOLUTION OF
SUPPORT FOR THE RECONSTRUCTION OF THE THOMAS ROAD
BRIDGE OVER THE ALLEN EXTENSION DRAIN
Akron Township Sections 32-33
Structure Number 10543
Between Akron Road & Elmwood Road

The following resolution was made and moved for its adoption:

BE IT RESOLVED, the Board hereby supports the Tuscola County Road Commission in their application for funding with State and/or Federal participation in the reconstruction of Thomas Road Bridge over Allen Extension Drain.

BE IT FURTHER RESOLVED, that the Board, County of Tuscola, concurs that this reconstruction is urgently needed.

Signed: _____
Clerk

BOARD
RESOLUTION OF
SUPPORT FOR THE RECONSTRUCTION OF THE VANBUREN ROAD
BRIDGE OVER THE SHEBOYGAN I/C DRAIN
Denmark Township Sections 29 & 30
Structure Number 10488
Between M-46 & M-15

The following resolution was made and moved for its adoption:

BE IT RESOLVED, the Board hereby supports the Tuscola County Road Commission in their application for funding with State and/or Federal participation in the reconstruction of VanBuren Road Bridge over Sheboygan Intercounty Drain.

BE IT FURTHER RESOLVED, that the Board, County of Tuscola, concurs that this reconstruction is urgently needed.

Signed: _____
Clerk